




Model : 1900

FEATURES:

1. NO ASSEMBLY REQUIRED





Intelligent Design™

Model: NCCT3772, NCT3772, NCRT3772, NCBT3772

- (1) Table top
- (8) Leg
- (4) Foot
- (4) Brace
- (1) Hardware pack

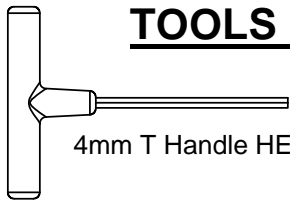
**Step 2**

Lay the table frame on a flat surface. Attach the leg assemblies to the frame using (16) .27x2½" screws - Do not tighten yet.

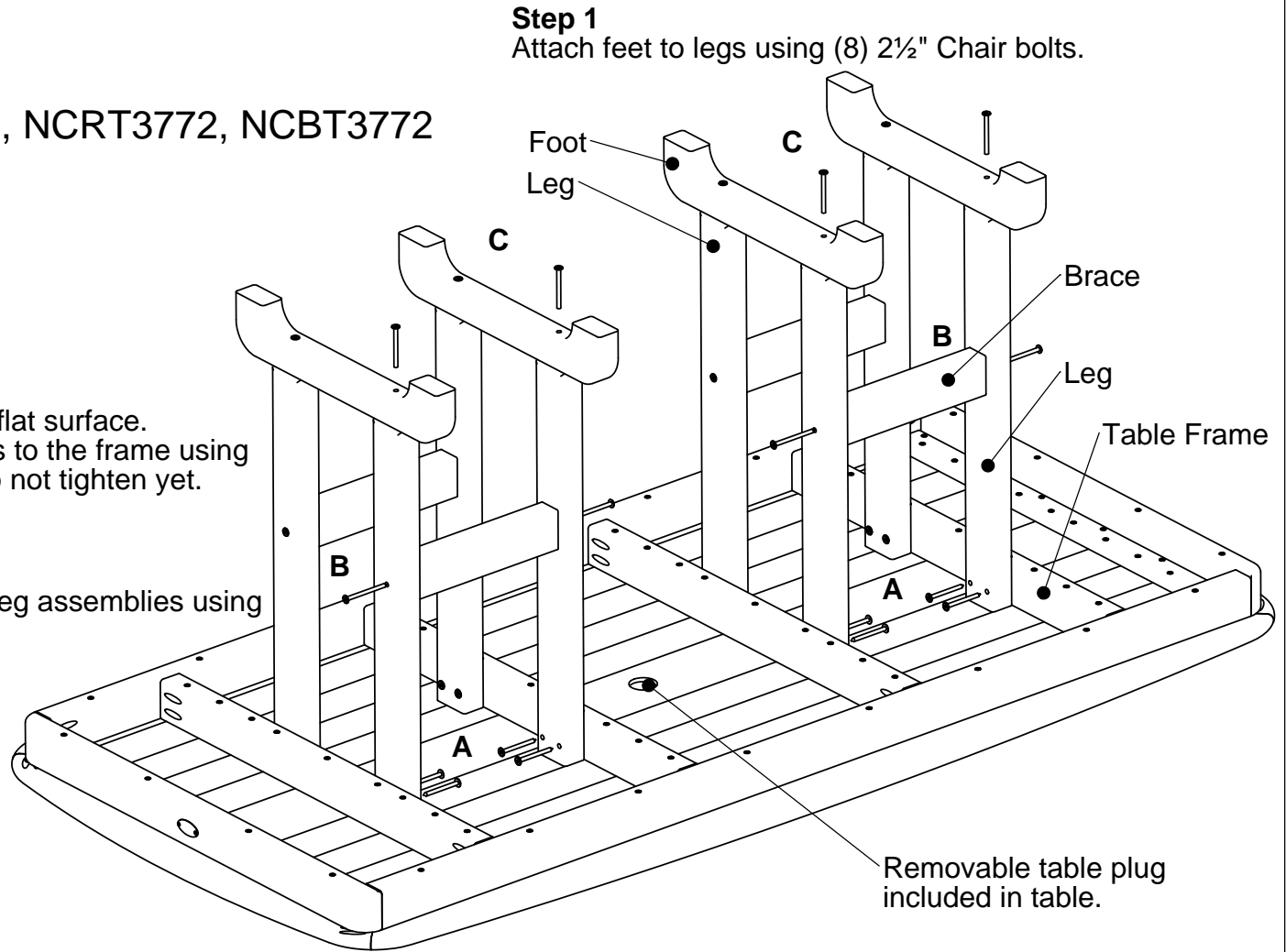
**Step 3**

Attach braces to the leg assemblies using (8) .27x3" screws

**TOOLS NEEDED**



4mm T Handle HEX KEY: INCLUDED



**Step 1**

Attach feet to legs using (8) 2½" Chair bolts.

Qty.	Description
16	A - .27 X 2-1/2 SOCKET WAFER A
8	B - .27 X 3 SOCKET WAFER A
8	C - 1/4-20 X 2-1/2 WAFER SHCS

**Step 4**

Set table upright and tighten all bolts.