




8600-8700 Adjusting Table Parts List




PARTS LIST

Image Number	Note	Part Number	Description	QTY per Product
1	A	U3007XX	860 UPHOLSTERED TOP	1
1	A	U3208XX	870 UPHOLSTERED TOP	1
1	B	221400	TABLE FRAME 810/811/860/870	2
1	B	701010	1X2X18 RECT INSERT CAP/GLIDE LT.GRAY	4
1	B	566528	SCREW-TAP 10 X 2 3/4 PAN PHIL T/S ZINC	6
1	B	566408	BOLT-1/4-20 X 3 HEX CAP SCREW GR 5 ZINC	8
2		221300	WELDED BRACE ASSM 805/810/811/860/870	1
2		566401	BOLT-CARRIAGE 1/4-20 X 1 1/2 ZINC	4
2		566204	NUT-1/4-20 HEX NYLON LOCKNUT ZINC	4
3		267115K	805/860/870 SHELF ASSM KIT	1
3	B	267115	SHELF, ANGLED LEG TABLES	1
3	B	705600	DOUBLE SIDED FOAM TAPE, 3/4" X 36YDS	1 ft.

NOTES

Note	Description
A	XX- Use color code for specific part number i.e. 02 - Royal Blue
B	These parts are included in both of the above listed UPHOLSTERED TOPS.

8600-8700 Adjusting Table Parts List






PARTS LIST

Image Number	Note	Part Number	Description	QTY per Product
1		221240K	ANGLED, WELDED LEG ASSM 19" Kit	2
1	A	221240	ANGLED, WELDED LEG ASSM, 19"	1
1		221210K	ANGLED, WELDED LEG ASSM 22" Kit	2
1	A	221210	ANGLED, WELDED LEG ASSM 22"	1
1		221250K	ANGLED, WELDED LEG ASSM 25" Kit	2
1	A	221250	ANGLED, WELDED LEG ASSM 25"	1
1	A	221235	FOOT INSERT 810/811/860	2
1	A	701008	1x2.5x18 RECT INSERT CAP, BLACK	2
1	A	500350	GLIDE NON-SWIVEL ZINC 5/16X1" NP LN	2
2		219160K	FACE PAPER CUTTER ASSM. KIT (805-860 STYLE)	1
2	A	219160	FACE PAPER CUTTER	1
2	A	566540	SCREW-TAP 6 X 1 BUGLE PHILLIP DRYWALL SCREW	2
3		219120K	FACE SLOT TUBE ASSM. KIT	1
3A	A	219120	FACE SLOT TUBE	1
3B	A	566526	SCREW-TAP 10 X 1 3/4 PAN PHIL T/S ZINC	2
3B	A	566315	WASHER-1/4 NYLON SPACER (.257 X .5 X 1.0)	2
4		219100K	FACE PAPER HLDR ASSM. KIT	1
4	A	219100	FACE PAPER HLDR COMPLETE	1
4	A	566540	SCREW-TAP 6 X 1 BUGLE PHILLIP DRYWALL SCREW	2

NOTES

Note	Description
A	These parts are included in the above listed kit.

8600-8700 Adjusting Table Parts List



PARTS LIST

Image Number	Note	Part Number	Description	QTY per Product
1		222605K	805/860/870 ARM FRAME KIT	1
1	A	222605	805/860/870 ARM FRAME	1
1	A	700700	SQ 1" CAP, GRAY	2
2B	B	U3301XX	805/860/870 UPHOLSTERED ARM	2
2B	A	566514	SCREW-MACH 10-24 1 1/2 PAN PHILLIP M/S ZINC	4
2A		261815	805/860/870 ARM PAD PANEL	2
3		222630	KD STANDOFF ASSEMBLY KIT (PAIR)	1
3A	A	566404	BOLT-1/4-20 X 1 3/4 HEX CAP SREW GR 2 ZINC	2
3A	A	566204	NUT-1/4-20 HEX NYLON LOCKNUT ZINC	2
3B	A	222630	KD STANDOFF WELDED	2
3C	A	566517	SCREW-MACH 1/4-20 X 1 PAN PHILLIP M/S ZINC	4

NOTES

Note	Description
A	These parts are included in the above listed kit.
B	XX- Use color code for specific part number i.e. 02 - Royal Blue