



# 6570-6571 XL Drop Arm Care Cliner Parts List



PARTS LIST				
Image Number	Note	Part Number	Description	QTY per Product
1	D	404500	CASTER, STEEL 5" <b>TOTAL LOCK</b>	4
<b>VERSION 1</b>				
2	A	400550	CASTER, NYLON 5" <b>TOTAL LOCK</b>	3
2	A,C,E	400560	CASTER, NYLON 5" <b>DIRECTNL LOCK (NO LONGER AVAILABLE)</b>	1
3	F	<b>200560K</b>	<b>OBSOLETE DIRECTIONAL CASTER REPLACEMENT KIT</b>	1
<b>VERSION 2</b>				
3	B	400575	CASTER, NYLON 5" TOTAL LOCK W/PRECISION BEARING WHEEL, STD COLOR	3
3	B,C	400585	CASTER, NYLON 5" DIRECT. LOCK W/PRECISION BEARING WHEEL, STD COLOR	1
1,2,3		566506	SCREW-MACH 1/4-20 X 1 1/2 RND PHIL M/S ZINC	4
1,2,3		566204	NUT-1/4-20 HEX NYLON LOCKNUT ZINC	4
NOTES				
Note	Description			
A	VERSION 1 = 657's made BEFORE serial # 657A101217			
B	VERSION 2 = 657's made from serial # 657A101217 to Present			
C	400560 or 400585 is installed on the LEFT REAR of chair frame. (GREEN BRAKE TAB)			
D	404500 are for ALL versions of 6531 models			
E	This item is no longer available. MUST order kit <b>200560K</b> . See NOTE F			
F	This kit is ONLY available as a replacement for 400560. It includes the first 4 items listed under VERSION 2			
	<i>Left &amp; Right is determined - as if sitting in the chair</i>			

# 6570-6571 XL Drop Arm Care Cliner Parts List




## PARTS LIST

Image Number	Note	Part Number	Description	QTY per Product
1	B	246570	657A WELDED MAIN FRAME	1
1A		403460	RELEASE CABLE, 26" W/ACTUATOR & Z FITTING	2
1B		566534	SCREW-TAP 10 X 3/4 RND WASHER SQ T/S ZINC	4
1C		402765	ROTARY LATCH ( RIGHT)	1
1D		402760	ROTARY LATCH ( LEFT)	1
1E		566572	SCREW, BUTTON HEAD 1/4-20 X 3/4"	4
1F		566301	WASHER-1/4 INT. TOOTH LOCKWASHER ZINC	4
1G	B	700890	CAP, FLAT RECTANGULAR , GRAY, .25" X 1"	2
2	A	265130	PLASTIC SIDE PANEL - DROP ARM MAIN FRAME	2
3	B	701040	TRAY RECEIVING TUBE FLANGED INSERT	4
3	B	701045	TRAY RECEIVING TUBE PLAIN INSERT	4

## NOTES


Note	Description
A	LEFT & RIGHT are NOT required when ordering
B	Part #'s <b>701040</b> , <b>701045</b> , <b>246570</b> & <b>700890</b> MUST be ordered together
	<i>Left &amp; Right is determined - as if sitting in the chair</i>

# 6570-6571 XL Drop Arm Care Cliner Parts List




PARTS LIST				
Image Number	Note	Part Number	Description	QTY per Product
<b>RIGHT SIDE</b>				
1A	A,E	<b>243120K</b>	<b>655A-657A DROP ARM ASSM KIT - RIGHT</b>	1
1A	B	243120	655A-657A DROP ARM, RIGHT	1
1A	B,D	700700	SQ 1" CAP, GRAY	4
1A	B,D	700265	GROMMET, GREY, EPDM RUBBER	2
1A	B,D	243270	5/16" SS ROD FOR SIDE TABLE	1
1A	B,D	500750	5/16" PUSHNUT FASTENER NICKEL	2
N/A	B,D	500610	PARACHUTE WASHER 3/4"-18ga.HD tube connector	2
1A	A,E,F	<b>243121K</b>	<b>655A-657A DROP ARM ASSM KIT - RIGHT (NT OPTION CHAIRS)</b>	1
1A	B	243121	WELDED DROP ARM (R) NO SIDE TABLE 655-657	1
1A	B,D	700700	SQ 1" CAP, GRAY	4
1A	B,D	700265	GROMMET, GREY, EPDM RUBBER	2
N/A	B,D	500610	PARACHUTE WASHER 3/4"-18ga.HD tube connector	2
1B	E	<b>243135KR</b>	<b>655/657 WELDED LOWER BRACE ASSM. KIT - RIGHT</b>	1
1B	B,D	566404	BOLT-1/4-20 X 1 3/4 HEX CAP SREW GR 2 ZINC	2
1B	B,D	202770	STRIKER PIN, 3/8 X 1" (5/16-18 THREAD)	1
1B	B,D	566205	NUT-5/16-18 HEX NYLON LOCK NUT ZINC	1
1B	B	243135R	WELDED DA LOWER BRACE W/O CLIPS, RIGHT	1
1B	B,D	902320	VELCRO 3/4" HOOK W/ ADV. BACK, BLACK	26"
1B	B,D	566303	WASHER-1/4 SAE FLAT WASHER ZINC	2
1B	B,D	700700	SQ 1" CAP, GRAY	2
2	C	U0902XX	UPHOLSTERED SIDE PANEL, RIGHT	1
<b>LEFT SIDE</b>				
1A	E,G	<b>243130K</b>	<b>655A-657A DROP ARM ASSM KIT - LEFT</b>	1
1A	B	243130	655A-657A DROP ARM, LEFT	1
1A	A,E,F,G	<b>243141K</b>	<b>655A-657A DROP ARM ASSM KIT - LEFT (NT OPTION CHAIRS)</b>	1
1A	B	243141	WELDED DROP ARM (L) NO SIDE TABLE 655-657	1
1B	E,G	<b>243135KL</b>	<b>655/657 WELDED LOWER BRACE ASSM. KIT - LEFT</b>	1
1B	B	243135L	WELDED DA LOWER BRACE W/O CLIPS, LEFT	1
3	C	U0802XX	UPHOLSTERED SIDE PANEL, LEFT	1
<b>NOTES</b>				
Note	Description			
A	Kit is <b>NOT</b> available as a replacement for <b>Heat &amp; Massage</b> or <b>Heat Only</b> side panel frames. (See Pg. 8)			
B	It is NOT recommended that these parts be sold separately however in special cases they can be.			
C	XX- Use color code for specific part number i.e. 02 - Royal Blue			
D	These parts are also included in the LEFT & RIGHT kits			
E	Serial #'s WITHOUT an "A" - These parts are NO LONGER AVAILABLE for replacement.			
F	Chairs w/ NT option code (NO SIDE TABLES) MUST order this kit.			
G	Kit also includes parts listed in the RIGHT side kits that have the "D" note.			
	<i>Left &amp; Right is determined - as if sitting in the chair</i>			

# 6570-6571 XL Drop Arm Care Cliner Parts List



PARTS LIST				
Image Number	Note	Part Number	Description	QTY per Product
1		<b>243211K</b>	<b>654 SEAT FRAME KIT</b>	1
1	B	243211	529/654/657 SEAT FRAME WELDED	1
1	B	566515	SCREW-MACH 10-24 X 1 3/4 PAN PHILLIP M/S ZINC	4
1	B	700700	SQ 1" CAP, GRAY	2
2		<b>200800K</b>	<b>525/529/653 MECHANISM KIT</b>	1
2	B	400811	MECHANISM, RECLINER, LEFT 525/529/653	1
2	B	400821	MECHANISM, RECLINER, RIGHT 525/529/653	1
2	B	402670	MID OTTOMAN BRKT LEFT	1
2	B	402680	MID OTTOMAN BRKT RIGHT	1
2A	B	566506	SCREW-MACH 1/4-20 X 1 1/2 RND PHIL M/S ZINC	6
2B, 3	B	566401	BOLT-CARRIAGE 1/4-20 X 1 1/2 ZINC	4
2	B	566504	SCREW-MACH 1/4-20 X 3/4 RND PHILLIP M/S ZINC	4
2A, 2B, 3	B	566204	NUT-1/4-20 HEX NYLON LOCKNUT ZINC	14
3	A	<b>243265K</b>	<b>654 SEAT FRAME W/MECH KIT</b>	1
4		704300	SAFETY SHIELD, BLACK (L&R PAIR)	1 PAIR
4		566536	SCREW-TAP 10 X 1 3/4 RND STD WASHER SQ T/S ZINC	2
NOTES				
Note	Description			
A	All parts listed in the previous 2 kits are included in this kit			
B	It is NOT recommended that these parts be sold seperately however in special cases they can be.			
	<i>Left &amp; Right is determined - as if sitting in the chair</i>			

# 6570-6571 XL Drop Arm Care Cliner Parts List

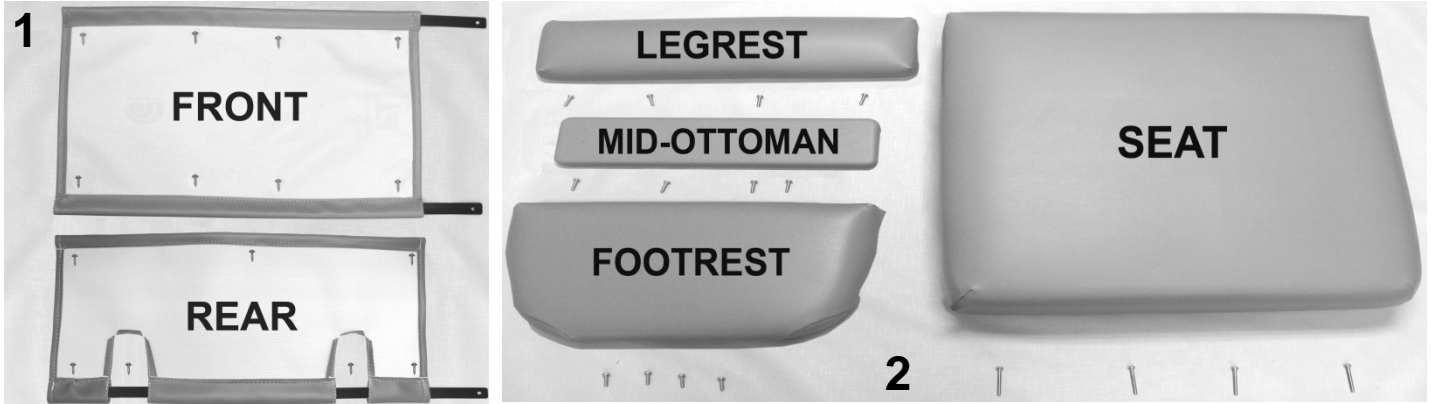


PARTS LIST				
Image Number	Note	Part Number	Description	QTY per Product
1		<b>243212W</b>	<b>BACK FRAME W/WEBBING (529-654-657-691-695)</b>	1
1	A	200025K	CLEVIS/COTTER PIN ASSM. KIT	2
2	B	U0203XX	654 UPHOLSTERED BACK	1
2	B, C	HX00-XX	HEADREST COVER	1
3A		<b>203500K</b>	<b>CONTROL CABLE REPLACEMENT KIT</b>	1
N/A	D	566219	CAP NUT, 10-24 STAINLESS STEEL	2
3A	D	403500	CONTROL CABLE 34"	2
3B		200025K	CLEVIS/COTTER PIN ASSM. KIT	4
3C	E	205210	CLINICAL CHAIR GAS CYL. W/OPERATOR ASSM'D & ADJUSTED	2
4		<b>243213K</b>	<b>654 RELEASE HANDLE ASSM KIT</b>	1
4	D	243213	654 RELEASE HANDLE	1
4	D	566512	SCREW-MACH 10-24 X 1 PAN PHILLIP M/S ZINC	2
4	D	566321	WASHER-SBUP 3/16 STEEL BACK WASHER	2
4	D	566219	CAP NUT, 10-24 STAINLESS STEEL	2
4	D	566310	WASHER-1/4 NYLON F/W (.275 X .50 X .0625)	4
4	D	566407	BOLT-1/4-20 X 1 1/4 HEX CAP SCREW GR 5 ZINC	2
4	D	566206	NUT-1/4-20 HEX 2-WAY LOCK NUT ZINC	2

## NOTES

Note	Description
A	Parts are included with 243212W
B	XX- Use color code for specific part number i.e. 02 - Royal Blue
C	HEADREST COVER is a separate item & is NOT included with the uph. back when ordering
D	It is NOT recommended that these parts be sold seperately however in special cases they can be.
E	When ordering it is reccommended that part # 200025K be ordered as well.
OPTIONS	For TB133 Add TB after Part Number i.e. U020702 <b>TB</b>
	For HM/HT option add HM or HT after TB option i.e. U020702 <b>TBHM</b>
	Use 00 if option is not needed i.e. U020302 <b>00HM</b> For Upholstered Back without TB & with HM or HT

# 6570-6571 XL Drop Arm Care Cliner Parts List



PARTS LIST				
Image Number	Note	Part Number	Description	QTY per Product
1	A, B	U1402XX	FRONT APRON	1
1	A, B	U1504XX	REAR APRON	1
1		229930	APRON SLAT (654-529 style)	3
1		566534	SCREW-TAP 10 X 3/4 RND WASHER SQ T/S ZINC	15
2	A, B	U1002XX	UPHOLSTERED LEGREST	1
2	A, B	U1301XX	UPHOLSTERED XL MID-OTTOMAN	1
2	A, B	U1102XX	UPHOLSTERED FOOTREST	1
2		566511	SCREW-MACH 10-24 X <u>3/4</u> " PAN PHIL M/S ZINC	12
2	A-C	U0302XX	UPHOLSTERED SEAT	1
2		566515	SCREW-MACH 10-24 X <u>1 3/4</u> " PAN PHILLIP M/S ZINC	4
N/A	C	490014	JUMPER , SEAT HEATING ELEMENT TO CONTROL MOD.	1



NOTES	
Note	Description
A	XX- Use color code for specific part number i.e. 02 - Royal Blue
B	Screws needed to attach this product are included
C	Chairs with HM option made PRIOR to June, 01 2007 will need to order <b>490014</b> @ NO ADDITIONAL CHARGE
OPTIONS	For TB133 Add TB after Part Number i.e. U1002XX <b>TB</b>
	For HM/HT option add HT after TB option i.e. U0322XX <b>TBHT</b>
	Use <b>00</b> in place of options code if unavailable i.e. U0322XX <b>00</b> HM For Upholstered Seat without TB w/ HT

# 6570-6571 XL Drop Arm Care Cliner Parts List



PARTS LIST				
Image Number	Note	Part Number	Description	QTY per Product
1	A-C, E-G	U0105XX	<b>VERSION 1, 2, &amp; 3</b> 655A/657A UPHOLSTERED ARMREST	2
2	D,E	705030	ARM TRAY, INJECT MOLDED 529-653 STYLE	2
3	F	566589	SCREW-MACH 10-24 X 5/8" HEX WASHER SLOT M/S ZINC	6
NOTES				
Note	Description			
A	<b>VERSION 1</b> Armrest for Models January 2000 to July 2005 <b>(MUST BE ORDERED IN QUANTITIES OF 2)</b>			
B	<b>VERSION 2</b> Armrest for Models August 2005 to Oct. 10, 2010 <b>(OKAY FOR SINGLE ARM SALES)</b>			
C	<b>VERSION 3</b> Armrest for Models Oct. 11, 2010 to Present <b>(OKAY FOR SINGLE ARM SALES)</b>			
D	<b>For VERSION 3 model ONLY.</b> Tray is sold separately. Does NOT have to be ordered w/ replacement arms			
E	<b>VERSION 3</b> arms w/ tray can be ordered as an <u>upgrade</u> for <b>VERSION 2</b> chairs - Must be ordered in quantities of 2 and must order trays to complete upgrade			
G	XX- Use color code for specific part number i.e. 02 - Royal Blue			
OPTIONS	For TB133 Add TB after Part Number i.e. U0105XTB			
	For clear vinyl option add CV after the TB option i.e. U0105XTB00CV			
	Use <b>00</b> in place of options code if unavailable i.e. U0105XTB <b>00</b> CV For Uph. Arm w/ TB without HM & w/ CV			

# 6570-6571 XL Drop Arm Care Cliner Parts List


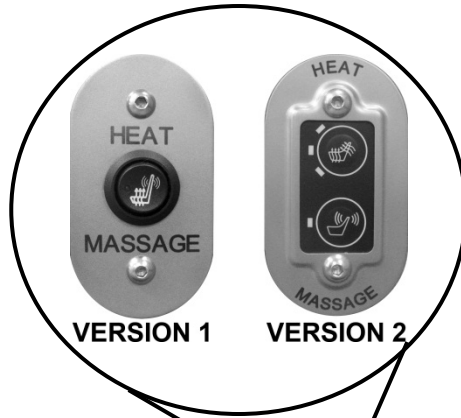


## PARTS LIST

Image Number	Note	Part Number	Description	QTY per Chair
	A		<b>VERSION 1</b>	
1	B	<b>261615K</b>	<b>SIDETABLE w/CUPHOLDER INSTALLATION KIT WELDED-BRKT STYLE</b>	2
1	C	700420	SIDE TABLE BLOW MOLDED PLASTIC VERSION ONE W/CUP HOLDER	2
1	C	203150	SIDE TABLE HINGE BRKT (PR), GRAY	2
1	C	566300	WASHER-10 INTERNAL TOOTH WASHER ZINC	4
1	C	566509	SCREW-MACH 10-24 X 3/8 PAN PHIL M/S ZINC	4
1	C	243273	THREADED ROD FOR SIDE TABLE KIT	4
1	C	566205	NUT-5/16-18 HEX NYLON LOCK NUT ZINC	8
	A		<b>VERSION 2</b>	
2		<b>261650K</b>	<b>WELDED BRKT. SIDE TABLE/COVER INSTALL KIT</b>	2
2	C	700425	SIDE TABLE, BLOW MOLDED (USED W/COVER)	2
2	C	700426	COVER, INJECTION MOLDED (FOR SIDE TABLE)	2
2	C	203150	SIDE TABLE HINGE BRKT (PR), GRAY	2
2	C	566561	#12 X 3/4" PANHEAD PHILLIPS TAP SCREW, ZINC	8
2	C	243270	5/16 SS ROD FOR SIDE TABLE	2
2	C	243273	THREADED ROD FOR SIDE TABLE KIT	2
2	C	566205	NUT-5/16-18 HEX NYLON LOCK NUT ZINC	4
<b>NOTES</b>				
Note	Description			
A	VERSION 1 side table is 3/4 inches thick. VERSION 2 side table is 1 1/4 inches thick.			
B	Assembly includes top rod ONLY. If bottom rod is needed MUST order (1) 243273 & (2) 566205 per side table			
C	It is NOT recommended that these parts be sold seperately however in special cases they can be.			



# 6570-6571 XL Drop Arm Care Cliner Parts List



PARTS LIST				
Image Number	Note	Part Number	Description	QTY per Product
1	B	U0903XX	HM OR HT UPHOLSTERED SIDE PANEL ONLY	1
VERSION 1				
2	A, B	U0902XX00M1	UPHOLSTERED SIDE PANEL W/ <b>HM</b> SWITCH ASSEMBLY KIT	1
2	A, B	U0902XX00H1	UPHOLSTERED SIDE PANEL W/ <b>HT</b> SWITCH ASSEMBLY KIT	1
VERSION 2				
2	A, B	U0902XX00HM	UPHOLSTERED SIDE PANEL W/ <b>HM</b> MEMBRANE ASSEMBLY KIT	1
2	A, B	U0902XX00HT	UPHOLSTERED SIDE PANEL W/ <b>HT</b> MEMBRANE ASSEMBLY KIT	1
NOTES				
Note	Description			
A	Customers will have to CALL customer service [with serial #] to verify correct " <b>VERSION</b> "			
B	XX- Use color code for specific part number i.e. 02 - Royal Blue			

For additional options please see: [\*\*HM-HT OPTIONS PAGE\*\*](#)

[\*\*IV POLE OPTIONS PAGE\*\*](#)