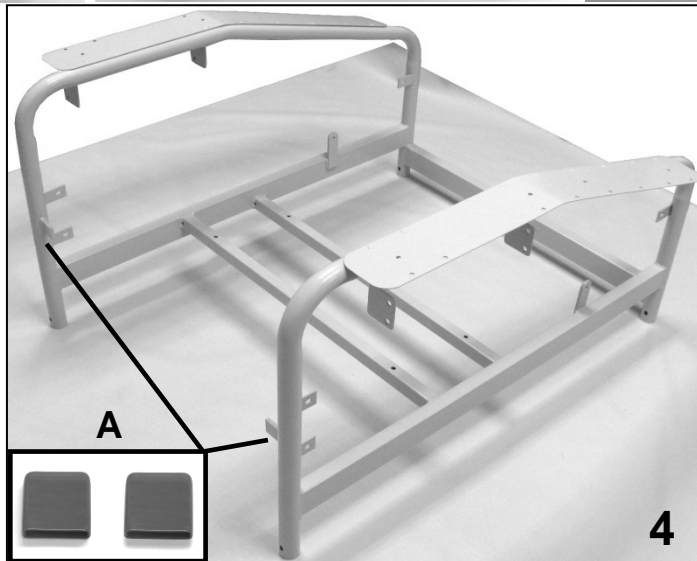




# 6540-6541 Care Cliner Parts List




PARTS LIST				
Image Number	Note	Part Number	Description	QTY per Product
1	D	404500	CASTER, STEEL 5" TOTAL LOCK	4
VERSION 1				
2	A	400550	CASTER, NYLON 5" TOTAL LOCK	3
2	A,C,F	400560	CASTER, NYLON 5" DIRECTNL LOCK (NO LONGER AVAILABLE)	1
3	G	200560K	OBSOLETE DIRECTIONAL CASTER REPLACEMENT KIT	1
VERSION 2				
3	B	400575	CASTER, NYLON 5" TOTAL LOCK W/PRECISION BEARING WHEEL, STD COLOR	3
3	B, C	400585	CASTER, NYLON 5" DIRECT. LOCK W/PRECISION BEARING WHEEL, STD COLOR	1
1,2,3		566506	SCREW-MACH 1/4-20 X 1 1/2 RND PHIL M/S ZINC	4
1,2,3		566204	NUT-1/4-20 HEX NYLON LOCKNUT ZINC	4
1,2,3		702250	CASTER INSERT, 1" RND X 16 - 18 GA	4
4	E	252900	529A-654A WELDED MAIN FRAME	1
4A	E	700890	CAP, FLAT RECTANGULAR , GRAY, .25" X 1"	2
NOTES				
Note	Description			
A	VERSION 1 = 6540's made BEFORE serial # 654A102482			
B	VERSION 2 = 6540's made from serial # 654A102482 to Present			
C	400560 or 400585 is installed on the LEFT REAR of chair frame. (GREEN BRAKE TAB)			
D	404500 are for ALL 6541 models			
E	Part #'s 252900 & 700890 MUST be ordered together			
F	This item is no longer available. MUST order kit 200560K. See NOTE G			
G	This kit can ONLY be ordered to replace 400560. It includes the first 4 items listed under VERSION 2			
	<i>Left &amp; Right is determined - as if sitting in the chair</i>			

# 6540-6541 Care Cliner Parts List



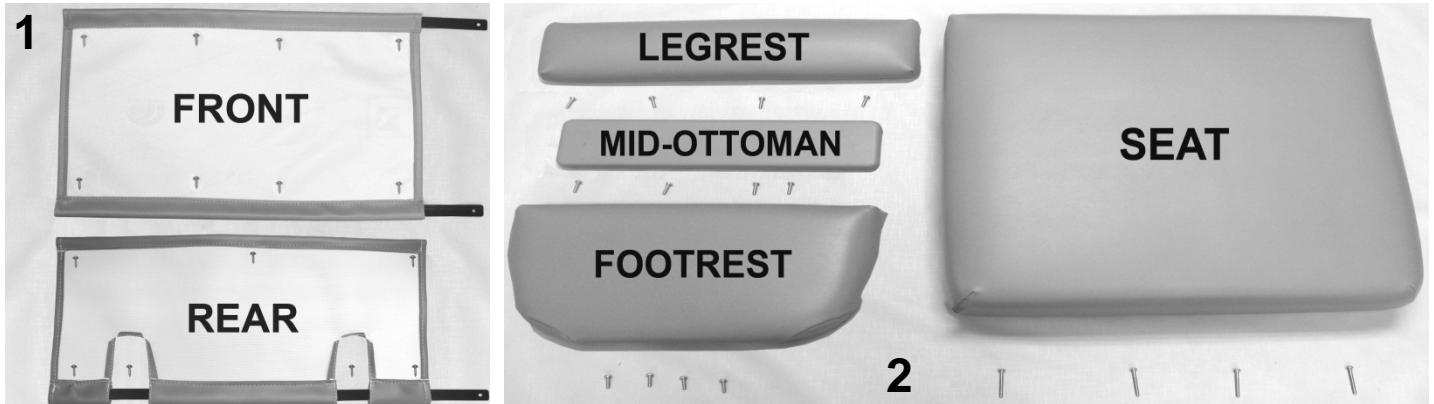
PARTS LIST				
Image Number	Note	Part Number	Description	QTY per Product
1		<b>243211K</b>	<b>654 SEAT FRAME KIT</b>	1
1	F	243211	529/654/657 SEAT FRAME WELDED	1
1	F	566515	SCREW-MACH 10-24 X 1 3/4 PAN PHILLIP M/S ZINC	4
1	F	700700	SQ 1" CAP, GRAY	2
2		<b>200800K</b>	<b>525/529/653 MECHANISM KIT</b>	1
2	F	400811	MECHANISM, RECLINER, LEFT 525/529/653	1
2	F	400821	MECHANISM, RECLINER, RIGHT 525/529/653	1
2	F	402670	MID OTTOMAN BRKT LEFT	1
2	F	402680	MID OTTOMAN BRKT RIGHT	1
2A	F	566506	SCREW-MACH 1/4-20 X 1 1/2 RND PHIL M/S ZINC	6
2B, 3	F	566401	BOLT-CARRIAGE 1/4-20 X 1 1/2 ZINC	4
2	F	566504	SCREW-MACH 1/4-20 X 3/4 RND PHILLIP M/S ZINC	4
2A, 2B, 3	F	566204	NUT-1/4-20 HEX NYLON LOCKNUT ZINC	14
3	E	<b>243265K</b>	<b>654 SEAT FRAME W/MECH KIT</b>	1
4		704300	SAFETY SHIELD, BLACK (L&R PAIR)	1 PAIR
VERSION 2				
5	A - C	U0602XX	654A STYLE SIDE PANEL (LEFT)	1
5	A - D	U0702XX	654A STYLE SIDE PANEL (RIGHT)	1
5	G	566510	SCREW-MACH 10-24 X 1/2 PAN PHIL MACHINE SCREW	6
VERSION 1				
6	A, B	Call for Part #	654 STYLE SIDE PANEL (LEFT)	1
6	A, B	Call for Part #	654 STYLE SIDE PANEL (RIGHT)	1
NOTES				
Note	Description			
A	Taller end of side panel being the FRONT of chair			
B	Need to ask for serial #, i.e 654AXXXXXX. Serial #'s with an <b>A</b> need to order <b>VERSION 2</b> side panels			
C	XX- Use color code for specific part number i.e. 02 - Royal Blue			
D	For Heat & Massage or Heat only option SEE HEAT & MASSAGE PAGE			
E	All parts listed in the previous 2 kits are included in this kit			
F	It is NOT recommended that these parts be sold separately however in special cases they can be.			
G	This screw replaces the thumb-screw and nylon washer.			
	<i>Left &amp; Right is determined - as if sitting in the chair</i>			

# 6540-6541 Care Cliner Parts List



PARTS LIST				
Image Number	Note	Part Number	Description	QTY per Product
1		<b>243212W</b>	<b>BACK FRAME W/WEBBING (529-654-657-691-695)</b>	1
1, 4B	A	506010	CLEVIS PIN 5/16x1 5/8 CHAM	2
1, 4B	A	566002	BOW TIE COTTER PIN .072	2
2	B	U0203XX	654 UPHOLSTERED BACK	1
2	B, C	HX00-XX	HEADREST COVER	1
3A		<b>203500K</b>	<b>CONTROL CABLE REPLACEMENT KIT</b>	2
N/A	D	566219	CAP NUT, 10-24 STAINLESS STEEL	2
3A	D	403500	CONTROL CABLE 34"	2
3B		200025K	CLEVIS/COTTER PIN ASSM. KIT	4
3C	E	205210	CLINICAL CHAIR GAS CYL. W/OPERATOR ASSM'D & ADJUSTED	2
4		<b>243213K</b>	<b>654 RELEASE HANDLE ASSM KIT</b>	1
4	D	243213	654 RELEASE HANDLE	1
4	D	566512	SCREW-MACH 10-24 X 1 PAN PHILLIP M/S ZINC	2
4	D	566321	WASHER-SBUP 3/16 STEEL BACK WASHER	2
4	D	566219	CAP NUT, 10-24 STAINLESS STEEL	2
4	D	566310	WASHER-1/4 NYLON F/W (.275 X .50 X .0625)	4
4	D	566407	BOLT-1/4-20 X 1 1/4 HEX CAP SCREW GR 5 ZINC	2
4	D	566206	NUT-1/4-20 HEX 2-WAY LOCK NUT ZINC	2
NOTES				
Note	Description			
A	Parts are included with 243212W			
B	XX- Use color code for specific part number i.e. 02 - Royal Blue			
C	HEADREST COVER is a separate item & is NOT included with the uph. back when ordering			
D	It is NOT recommended that these parts be sold separately however in special cases they can be.			
E	When ordering it is recommended that part # 200025K be ordered as well.			
OPTIONS	For TB133 Add TB after Part Number i.e. U020702 <b>TB</b>			
	For HM/HT option add HM or HT after TB option i.e. U020702 <b>TBHM</b>			
	Use 00 if option is not needed i.e. U020302 <b>00HM</b> For Upholstered Back without TB & with HM or HT			


# 6540-6541 Care Cliner Parts List



PARTS LIST				
Image Number	Note	Part Number	Description	QTY per Product
1	A, B	U1402XX	FRONT APRON	1
1	A, B	U1504XX	REAR APRON	1
1		229930	APRON SLAT (654-529 style)	3
1		566534	SCREW-TAP 10 X 3/4 RND WASHER SQ T/S ZINC	15
2	A, B	U1002XX	UPHOLSTERED LEGREST	1
2	A, B	U1301XX	UPHOLSTERED XL MID-OTTOMAN	1
2	A, B	U1102XX	UPHOLSTERED FOOTREST	1
2		566511	SCREW-MACH 10-24 X <u>3/4</u> " PAN PHIL M/S ZINC	12
2	A-C	U0302XX	UPHOLSTERED SEAT	1
2		566515	SCREW-MACH 10-24 X <u>1 3/4</u> " PAN PHILLIP M/S ZINC	4
N/A	C	490014	JUMPER , SEAT HEATING ELEMENT TO CONTROL MOD.	1
Note	Description			
A	XX- Use color code for specific part number i.e. 02 - Royal Blue			
B	Screws needed to attach this product are included			
C	Chairs with HM option made PRIOR to June, 01 2007 will need to order <b>490014</b> @ NO ADDITIONAL CHARGE			
OPTIONS	For TB133 Add TB after Part Number i.e. U1002XXTB			
	For HM/HT option add HT after TB option i.e. U0322XXTBHT			
	Use <b>00</b> in place of options code if unavailable i.e. U0322XX <b>00</b> HM For Upholstered Seat without TB w/ HT			





# 6540-6541 Care Cliner Parts List



PARTS LIST				
Image Number	Note	Part Number	Description	QTY per Product
1	A,G	U0102XX	<b>VERSION 1</b> 652-654 UPHOLSTERED ARMRESTS (PAIR)	1 PAIR
2	B,G	U0103XX	<b>VERSION 2</b> 654 UPHOLSTERED ARMREST	2
3	C,D,G	U0105XX	<b>VERSION 3 &amp; 4</b> 654A UPHOLSTERED ARMREST	2
4	E	705030	ARM TRAY, INJECT MOLDED 529-653 STYLE	2
5	F	566589	SCREW-MACH 10-24 X 5/8" HEX WASHER SLOT M/S ZINC	6
NOTES				
Note	Description			
A	<b>VERSION 1</b> Armrest for Models PRIOR to the year 2000 ( <b>MUST BE ORDERED IN PAIRS</b> )			
B	<b>VERSION 2</b> Armrest for Models January 2000 to July 2005 ( <b>OKAY FOR SINGLE ARM SALES</b> )			
C	<b>VERSION 3</b> Armrest for Models August 2005 to Oct. 10, 2010 ( <b>OKAY FOR SINGLE ARM SALES</b> )			
D	<b>VERSION 4</b> Armrest for Models Oct. 11, 2010 to Present ( <b>OKAY FOR SINGLE ARM SALES</b> )			
E	For <b>VERSION 4</b> model chairs part is sold separately. Does NOT have to be ordered w/ replacement arms			
F	566589-Screws will fit ALL VERSIONS of armrest and are INCLUDED when ordering arms - (3) per arm			
G	XX- Use color code for specific part number i.e. 02 - Royal Blue			
OPTIONS	For TB133 Add TB after Part Number i.e. U0105XX <b>TB</b>			
	For clear vinyl option add CV after the TB option i.e. U0105XX <b>TB00CV</b>			
	Use <b>00</b> in place of options code if unavailable i.e. U0105XX <b>TB00CV</b> For Uph. Arm w/ TB w/o HM & w/ CV			


# 6540-6541 Care Cliner Parts List



## PARTS LIST

Image Number	Note	Part Number	Description	QTY per Chair
	A		<b>VERSION 1</b>	
1	B	<b>261615K</b>	<b>SIDETABLE w/CUPHOLDER INSTALLATION KIT WELDED-BRKT STYLE</b>	2
1	C	700420	SIDE TABLE BLOW MOLDED PLASTIC VERSION ONE W/CUP HOLDER	2
1	C	203150	SIDE TABLE HINGE BRKT (PR), GRAY	2
1	C	566300	WASHER-10 INTERNAL TOOTH WASHER ZINC	4
1	C	566509	SCREW-MACH 10-24 X 3/8 PAN PHIL M/S ZINC	4
1	C	243273	THREADED ROD FOR SIDE TABLE KIT	4
1	C	566205	NUT-5/16-18 HEX NYLON LOCK NUT ZINC	8
	A		<b>VERSION 2</b>	
2		<b>261650K</b>	<b>WELDED BRKT. SIDE TABLE/COVER INSTALL KIT</b>	2
2	C	700425	SIDE TABLE, BLOW MOLDED (USED W/COVER)	2
2	C	700426	COVER, INJECTION MOLDED (FOR SIDE TABLE)	2
2	C	203150	SIDE TABLE HINGE BRKT (PR), GRAY	2
2	C	566561	#12 X 3/4" PANHEAD PHILLIPS TAP SCREW, ZINC	8
2	C	243270	5/16 SS ROD FOR SIDE TABLE	2
2	C	243273	THREADED ROD FOR SIDE TABLE KIT	2
2	C	566205	NUT-5/16-18 HEX NYLON LOCK NUT ZINC	4
<b>NOTES</b>				
Note	Description			
A	VERSION 1 side table is 3/4 inches thick. VERSION 2 side table is 1 1/4 inches thick.			
B	Assembly includes top rod ONLY. If bottom rod is needed MUST order (1) 243273 & (2) 566205 per side table			
C	It is NOT recommended that these parts be sold separately however in special cases they can be.			

# 6540-6541 Care Cliner Parts List



PARTS LIST				
Image Number	Note	Part Number	Description	QTY per Product
VERSION 1				
1	A, B	U0711XX	654A UPH SIDE PANEL ONLY (FOR M1/H1 ROUND SWITCH)	1
2	A, B	U0702XX00M1	UPHOLSTERED SIDE PANEL W/ <b>HM</b> SWITCH ASSEMBLY KIT	1
2	A, B	U0702XX00H1	UPHOLSTERED SIDE PANEL W/ <b>HT</b> SWITCH ASSEMBLY KIT	1
VERSION 2				
1	A, B	U0713XX	654A UPH SIDE PANEL ONLY (FOR HMHT MEMBRANE SWITCH)	1
2	A, B	U0702XX00HM	UPHOLSTERED SIDE PANEL W/ <b>HM</b> MEMBRANE ASSEMBLY KIT	1
2	A, B	U0702XX00HT	UPHOLSTERED SIDE PANEL W/ <b>HT</b> MEMBRANE ASSEMBLY KIT	1
NOTES				
Note	Description			
A	Customers will have to CALL customer service [with serial #] to verify correct " <b>VERSION</b> "			
B	XX- Use color code for specific part number i.e. 02 - Royal Blue			

For additional options please see:

[\*\*HM-HT OPTIONS PAGE\*\*](#)

[\*\*IV POLE OPTIONS PAGE\*\*](#)