
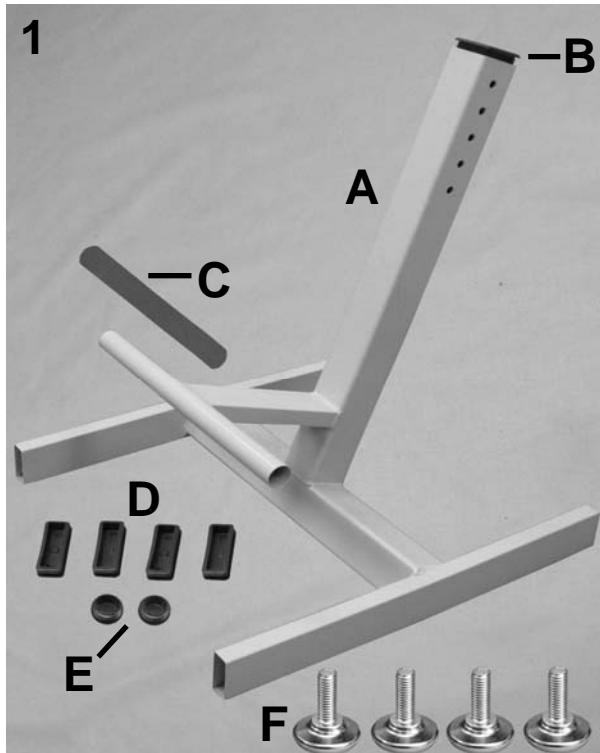


2578 Designer Blood Drawing Chair Parts List




PARTS LIST

Image Number	Note	Part Number	Description	QTY per Product
1	A	226400K	578 CHAIR BASE ASSM KIT	1
1A	E	226400	BASE WELDMENT 577/578	1
1B	E	700870	END CAP, BLACK, 2.5" SQUARE	1
1C	E	271530	NON-SKID TAPE (2 x 13.5)	1
1D	E	701008	1x2.5x18 RECT INSERT CAP, BLACK	4
1E	E	701800	ROUND RECESSED BUMPER; NYL. BLACK	2
1F	E	500350	GLIDE NON-SWIVEL ZINC 5/16X1" NP LN	4
2	A,D	226420K	578 SEAT/ARMREST MOUNT ASSM KIT	1
2A	E	226202	NUT, SPECIAL 5/16-18 (FOR 7/16" WRENCH)	1
2B	E	566552	SHOULDER BOLT 3/8 X 2 3/4" STAINLESS STL	1
2C	E	701008	1x2.5x18 RECT INSERT CAP, BLACK	2
2D	E	226420	SEAT/ARMREST MOUNT WELDMENT (577A-578A)	1
2E	B	501210	STAR KNOB, BLK 1/4-20 X 1 1/2" STL STUD	2
2E	C,E	501215	STAR KNOB, BLK 5/16-18 X 1 1/2" STL STUD	2
2F	E	701035	SQUARE INSERT W/BUTTON	2

NOTES

Note	Description
A	For chair models with 578 or 578A in the serial # (EXAMPLE: 578A555555)
B	For chair models with 578 in the serial # (EXAMPLE: 578555555) This part ONLY available as an individual item
C	For chair models with 578A in the serial # (EXAMPLE: 578A555555)
D	Older versions (serial #'s without an "A") are NOT available. Kit 226420K MUST be ordered for replacement.
E	It is NOT recommended that these parts be sold seperately however in special cases they can be.

2578 Designer Blood Drawing Chair Parts List




PARTS LIST

Image Number	Note	Part Number	Description	QTY per Product
1	A	226440K	SEAT/BACK FRAME ASSM KIT (578-588 STYLE)	1
1	C	226440	WELDED SEAT & BACK FRAME (578)	1
1A	C	700700	SQ 1" CAP, GRAY	4
1B	C	566401	BOLT-CARRIAGE 1/4-20 X 1 1/2 ZINC	4
1C	C	566204	NUT-1/4-20 HEX NYLON LOCKNUT ZINC	4
2	A,B	U0250XX	572/573 UPHOLSTERED BACK	1
2		566536	SCREW-TAP 10 X 1 3/4 RND STD WASHER SQ T/S ZINC	4
3	A,B	U0350XX	572/573 UPHOLSTERED SEAT	1
3		566515	SCREW-MACH 10-24 X 1 3/4 PAN PHILLIP M/S ZINC	4

NOTES


Note	Description
A	For chair models with 578 or 578A in the serial # (EXAMPLE: 578A555555)
B	XX- Use color code for specific part number i.e. 02 - Royal Blue
C	It is NOT recommended that these parts be sold separately however in special cases they can be.
OPTIONS	For TB133 Add TB after Part Number i.e. U020702 TB

2578 Designer Blood Drawing Chair Parts List



PARTS LIST				
Image Number	Note	Part Number	Description	QTY per Product
1	A,C	226290	HINGED L-ARM COLUMN ASSM KIT (578-588 STYLE WO/ST BRACKETS)	1
1B	B	700700	SQ 1" CAP, GRAY	3
1A	B	226230	WELDED HINGED ARM SUPPORT, OFFSET (NO ST BRKTS)	1
1A	B	402757	STOP-BRACKET, L-SHAPED ARM (570 style)	1
1A	B	226218	HINGE - BLOOD CHAIR ARM	1
1A	B	243270	5/16" SS ROD FOR SIDE TABLE	1
1A	B	500750	5/16" PUSHNUT FASTENER NICKEL	2
1D	B	566557	1/4-20 X 3/8" PAN HEAD PHILLIPS MACHINE SCREW	2
1C	A	708010	L-ARM, URETHANE, BLOOD CHAIR	1
2	A,D	226260K	SM URETH ARM COLUMN KIT (578-588 STYLE)	1
2A	B	226260	WELDED OFFSET ARM COLUMN, SM URETH ARM LEFT	1
2B	B	701010	1X2X18 RECT INSERT CAP/GLIDE LT.GRAY	2
2C	B	700700	SQ 1" CAP, GRAY	1
2D	B	566505	SCREW-MACH 1/4-20 X 1 1/4 RND PHILLIP M/S ZINC	2
2E	A	708020	ARMREST URETHANE, BLOOD CHAIR	1
Note	Description			
A	For chair models with 578 or 578A in the serial # (EXAMPLE: 578A555555)			
B	It is NOT recommended that these parts be sold separately however in special cases they can be.			
C	Available for RIGHT-side ONLY			
D	Available for LEFT-side ONLY			
	<i>Left & Right is determined - as if sitting in the chair</i>			


2578 Designer Blood Drawing Chair Parts List



PARTS LIST

Image Number	Note	Part Number	Description	QTY per Product
1	A,C	226280	HINGED L-ARM COLUMN ASSM KIT (578-588 STYLE W/ST BRACKETS)	1
1B	B	700700	SQ 1" CAP, GRAY	2
1A	B	226235	WELDED HINGED ARM SUPPORT,OFFSET (W/ST BRKTS)	1
1A	B	402757	STOP-BRACKET, L-SHAPED ARM (570 style)	1
1A	B	226218	HINGE - BLOOD CHAIR ARM	1
1A	B	243270	5/16" SS ROD FOR SIDE TABLE	2
1A	B	500750	5/16" PUSHNUT FASTENER NICKEL	4
1D	B	566557	1/4-20 X 3/8" PAN HEAD PHILLIPS MACHINE SCREW	2
1C	A	708010	L-ARM, URETHANE, BLOOD CHAIR	1
2	A	U2101XX	UPHOLSTERED PIVOT ARM w/WOODSET	1
2A	B	566536	SCREW-TAP 10 X 1 3/4 RND STD WASHER SQ T/S ZINC	4
3	A,C	226240K	PIVOT ARM COLUMN KIT (578-588 STYLE), RIGHT (NO ST BRKTS)	1
3	B	226240	WELDED PIVOT ARM SUPPORT, OFFSET (NO ST BRKTS)	1
3A	B	700700	SQ 1" CAP, GRAY	1
3B	B	701010	1X2X18 RECT INSERT CAP/GLIDE LT.GRAY	2
3	A,D	226225K	PIVOT ARM COLUMN KIT (578-588 STYLE), LEFT (NO ST BRKTS)	1
3	B	226225	WELDED PIVOT-ARM SUPPORT W/SLOT - OFFSET (LEFT)	1
3A	B	700700	SQ 1" CAP, GRAY	1
3B	B	701010	1X2X18 RECT INSERT CAP/GLIDE LT.GRAY	2
4	A,C	226245K	PIVOT ARM COLUMN KIT (578-588 STYLE), RIGHT (W/ ST BRKTS)	1
4	B	226245	WELDED PIVOT-ARM SUPPORT OFFSET (W/ ST BRKTS)	1
4A	B	700700	SQ 1" CAP, GRAY	1
4B	B	701010	1X2X18 RECT INSERT CAP/GLIDE LT.GRAY	2
4	B	243270	5/16" SS ROD FOR SIDE TABLE	1
4	B	500750	5/16" PUSHNUT FASTENER NICKEL	2
Note	Description			
A	For chair models with 578 or 578A in the serial # (EXAMPLE: 578 A 555555)			
B	It is NOT recommended that these parts be sold separately however in special cases they can be.			
C	Available for RIGHT-side ONLY			
D	Available for LEFT-side ONLY			
	<i>Left & Right is determined - as if sitting in the chair</i>			

2578 Designer Blood Drawing Chair Parts List



PARTS LIST				
Image Number	Note	Part Number	Description	QTY per Product
VERSION 1				
1		261610	BLOW MOLDED SIDE TABLE ASSEMBLY	1
1, 4		243273	THREADED ROD FOR SIDE TABLE KIT	2
1, 4		566205	NUT-5/16-18 HEX NYLON LOCK NUT ZINC	4
VERSION 2				
2		261650	WELDED BRKT. SIDE TABLE/COVER INSTALL KIT	1
3		700425	SIDE TABLE , BLOW MOLDED (USED W/COVER)	1
3		700426	COVER , INJECTION MOLDED (FOR SIDE TABLE)	1
4		243273	THREADED ROD FOR SIDE TABLE KIT	1
4		566205	NUT-5/16-18 HEX NYLON LOCK NUT ZINC	2
NOTES				
Note	Description			
A	VERSION 1 side table is ¾ inches thick. VERSION 2 side table is 1 ¼ inches thick.			