

Sloan Plumbing Products Terms

EFFECTIVE DATE: JULY 1, 2010

Minimum Order \$100.00 NET

TERMS

All prices are F.O.B. Factory with full freight allowed on \$3,000.00 net within the United States (contiguous), such allowance to be based on the lowest rate medium of transportation. Additional freight services, such as construction site delivery, lift gate delivery service, re-consigned freight or notification charges, are not included in FFA terms, and will result in additional freight charges. All Sloan Stone orders are full freight allowed on \$10,000.00 net within the United States (contiguous), such allowance to be based on the lowest rate medium of transportation. Terms for Export Shipment on application.

CASH DISCOUNT TERMS: 2% 30 days, NET 31 days from date of invoice

A 2% discount is offered for payment on or before 30 days from date of invoice with the net amount due the next day, subject to a service charge of 1% applied monthly. Any conditions or terms payment on purchase orders which are contradictory to our cash discount offer shall be of no effect. Please address envelope in all "CAPS" (upper case) when remitting to 3761 PAYSPPHERE CIRCLE, CHICAGO, IL 60674

LIMITED WARRANTY

Unless otherwise noted, Sloan Valve Company warrants its products to be made of first class materials, free from defects of material or workmanship under normal use and to perform the service for which they are intended in a thoroughly reliable and efficient manner when properly installed and serviced, for a period of three years (1 year for special finishes) from date of purchase. During this period, Sloan Valve Company will, at its option, repair or replace any part or parts which prove to be thus defective if returned to Sloan Valve Company, at customer's cost, and this shall be the sole remedy available under this warranty. No claims will be allowed for labor, transportation or other incidental costs. This warranty extends only to persons or organizations who purchase Sloan Valve Company's products directly from Sloan Valve Company for purpose of resale. This warranty does not cover the life of batteries.

THERE ARE NO WARRANTIES WHICH EXTEND BEYOND THE DESCRIPTION ON THE FACE HEREOF. IN NO EVENT IS SLOAN VALVE COMPANY RESPONSIBLE FOR ANY CONSEQUENTIAL DAMAGES OF ANY MEASURE WHATSOEVER.

RETURN MATERIAL POLICY

Products which are determined to be defective or shipped incorrectly by Sloan Valve Company will be credited at invoice price. Products returned for reasons other than defects or Sloan shipping errors are subject to a 20% handling charge (within one year of purchase), return freight is at customers expense. **All returns of Special Finish, Special Order, Scrub Sinks and SloanStone product are subject to a minimum 50% handling charge.** If the invoice is not available, then credit will be issued based on the previous price sheet, if the price sheet is less than a year old. All returns must be authorized by the factory prior to returning. The factory will issue a return material authorization. (RMA) number. The RMA number must be written on the shipping label, each load inspection and all related documentation.

All returned material should be returned in the original, unopened shipping cartons, or suitably packed. The material is to be packaged such that it will not be damaged during the return.

Deductions will be made for any material returned that is not in saleable condition. **Material not in saleable condition will be returned to customer or scrapped at customer request.**

Material over two years old is subject to a 50% handling charge. **Materials over five years old will not be accepted.**

When material is to be returned, call your representative, who will contact the factory for an RMA number. The following information will be necessary:

- A. Invoice Number
- B. Product Part Number
- C. Product Code Number
- D. Product Date Code
- E. Quantity
- F. Reason for return requests (be specific, "defective" is not a reason). Material returned as defective but, on inspection, is found to be serviceable will be subject to credit reduction. A test report will be available on request.
- G. All returns are to be freight prepaid.

The RMA number must be on each load and each container.

SHORTAGES, INCORRECT SHIPMENTS, PROOF OF DELIVERY REQUESTS

Claims for shortages or incorrect filling of orders must be made within 30 days from date of delivery. No claim over six months old will be honored. Deliveries that are short carton(s) or have damaged carton(s) must be reported immediately. Damaged carton(s) must be kept for Carrier Claim Inspector.

DISCLAIMER

The prices herein are subject to change without notice and supercede all previous prices. The possession of this price sheet by any person is not to be construed as an offer to sell them, nor anyone else, the goods listed herein at the price or terms stated.

Table of Contents

WEP	Page
Fixtures	4-8
Waterfree Urinals / Cartridges	8
Lavatories	8
OLP	
Royal® Optima® Flushometers	9-14
Sloan ECOS® Hardwire Dual-Flush Closet or Urinal	11, 14
Royal® Optima® Bedpan Washer Flushometers	14
Sloan ECOS® Optima Plus® Bedpan Washer Dual-Flush Flushometer	14
Optima® SMOOTH®/SMO Retrofit Kit	14-15
Sloan SOLIS® Optima Plus® Flushometers	15
Sloan ECOS® Optima Plus® Flushometers	16
G2 Optima Plus® Flushometers	16-17
Royal® Optima® SMOOTH® Flushometers	17
G2 Optima Plus® RESS Retrofit Kits	17-18
Sloan SOLIS® RESS Retrofit Kits	18
Sloan ECOS® RESS Retrofit Kits	19
Optima® Sensor Operated Faucets	19-27
Optima Plus® Battery Powered Sensor Operated Faucets	27-31
Optima® Hand Dyers	31-52
Optima® System Accessories	32-34
Electronic Sensor Soap Dispensers/Soap Refills	34
Optima® Scrub Sinks	35
Optima® Hand Washing Sinks	36
Optima® Deluxe Scrub Sinks	36-37
SloanStone® Lavatory Systems	37-44
WLP	
UPPERCUT® Flushometers	45
Royal® Flushometers	45-59
Royal® Bedpan Washer Flushometers	59-62
Regal® Flushometers	62-63
Regal® Bedpan Washer Flushometers	63
Crown® Piston Operated Flushometers	64
GEM•2® Piston Operated Flushometers	65-66
Naval® Flushometers	67
Dolphin® Flushometers	68
Act-O-Matic® Showerheads	69
Accessories	69-70
CLP	
Manual Repair Parts & Kits	71-90
ELP	
Electronic Repair Parts & Kits	91-96
HM	
HEALTHMINDER™ Products	97-98
PWT	
MicroPlumb® Parts	98-102
Product Variation Suffixes	103

Fixtures

WEP

Sensor Operated
Optima® Systems

OLP

Manual Products

WLP

Manual Repair
Parts & Kits

CLP

Electronic Repair
Parts & Kits

ELP

HEALTHMINDER™
Products

HM

Genuine MicroPlumb®
Parts

PWT

Code Number	Product Number	Description	List Price \$	Est. Wt. (lbs.)	UPC Code
-------------	----------------	-------------	---------------	-----------------	----------

High Efficiency Toilet Systems

High Efficiency Toilet System includes Vitreous China water closet and Flushometer. 1.28 gpf Floor Mounted Elongated bowl with 1-1/2" IPS Top Spud Inlet with Flushometer.

20001001	WETS-2000.1001	Toilet fixture w/Royal® 111-1.28	347.50	77.00	671254334907
20001201	WETS-2000.1201	Toilet fixture w/Sloan SOLIS® 8111-1.28	782.00	79.00	671254350342
20001301	WETS-2000.1301	Toilet fixture w/Royal® 111-1.28 ES-S	751.00	77.00	671254348776
20001302	WETS-2000.1302	Toilet fixture w/Royal® 111-1.28 HWS	549.50	80.00	671254350625
20001401	WETS-2000.1401	Toilet fixture w/G2 Optima Plus® 8111-1.28	701.00	79.00	671254349094
20001402	WETS-2000.1402	Toilet fixture w/Royal® 111-1.28 SMO	558.00	80.00	671254349094
20001403	WETS-2000.1403	Toilet fixture w/Royal® 111-1.28 SMOOTH®	516.00	80.00	671254349124
20001004	WETS-2000.1004	Toilet fixture w/GEM•2 111-1.28	317.10	—	—
20001404	WETS-2000.1404	Toilet fixture w/GEM•2 111-1.28 SMO	519.50	—	—
20001006	WETS-2000.1006	Toilet fixture w/Crown® 111-1.28	347.10	—	—
20001406	WETS-2000.1406	Toilet fixture w/Crown® 111-1.28 SMO	549.50	—	—

High Efficiency Toilet System includes Vitreous China water closet and Flushometer. 1.6/1.1 gpf "DUAL-FLUSH" Floor Mounted Elongated bowl with 1-1/2" IPS Top Spud Inlet with Flushometer.

20021002	WETS-2002.1002	Toilet fixture w/WES 111-1.6/1.1	364.50	—	—
20021101	WETS-2002.1101	Toilet fixture w/Sloan ECOS® 8111-1.6/1.1	767.50	—	—
20021201	WETS-2002.1201	Toilet fixture w/Sloan SOLIS® 8111-1.6/1.1	782.00	—	—

Vitreous China water closet BOWL ONLY. 1.6 gpf Floor Mounted Elongated bowl with 1-1/2" IPS Top Spud Inlet.

2102003	ST-2003	Standard Height 1.6 gpf top spud, BOWL ONLY	185.00	—	—
---------	---------	---	--------	---	---

Toilet System includes Vitreous China water closet and Flushometer. 1.6 gpf Floor Mounted Elongated bowl with 1-1/2" IPS Top Spud Inlet with Flushometer.

20031001	WETS-2003.1001	Toilet fixture w/Royal® 111-1.6	347.50	77.00	
----------	----------------	---------------------------------	--------	-------	--

Toilet System includes Vitreous China ADA compliant water closet and Flushometer. 1.28 gpf ADA Floor Mounted Elongated bowl with 1-1/2" IPS Top Spud Inlet with Flushometer.

20201001	WETS-2020.1001	ADA floor mount toilet fixture w/Royal® 111-1.28	378.95	77.00	671254368699
20201201	WETS-2020.1201	ADA floor mount toilet fixture w/Sloan SOLIS® 8111-1.28	813.10	79.00	671254368712
20201301	WETS-2020.1301	ADA floor mount toilet fixture w/Royal® 111-1.28 ES-S	782.25	—	—
20201302	WETS-2020.1302	ADA floor mount toilet fixture w/Royal® 111-1.28 HWS	581.10	77.00	671254370258
20201401	WETS-2020.1401	ADA floor mount toilet fixture w/G2 Optima Plus® 8111-1.28	732.15	79.00	671254369511
20201402	WETS-2020.1402	ADA floor mount toilet fixture w/Royal® 111-1.28 SMO	589.50	—	—
20201403	WETS-2020.1403	ADA floor mount toilet fixture w/Royal® 111-1.28 SMOOTH®	547.40	81.00	671254354418
20201004	WETS-2020.1004	ADA floor mount toilet fixture w/GEM•2® 111-1.28	347.10	—	—
20201404	WETS-2020.1404	ADA floor mount toilet fixture w/GEM•2® 111-1.28 SMO	558.10	—	—
20201006	WETS-2020.1006	ADA floor mount toilet fixture w/Crown® 111-1.28	378.95	—	—
20201406	WETS-2020.1406	ADA floor mount toilet fixture w/Crown® 111-1.28 SMO	589.50	—	—



WETS-2000.1001



WETS-2000.1301



WETS-2000.1302



WETS-2000.1402

Code Number	Product Number	Description	List Price \$	Est. Wt. (lbs.)	UPC Code
High Efficiency Toilet System includes Vitreous China ADA compliant water closet and Flushometer. 1.6/1.1 gpf "DUAL-FLUSH" ADA Floor Mounted Elongated bowl with 1-1/2" IPS Top Spud Inlet with Flushometer.					
20221002	WETS-2022.1002	ADA floor mount toilet fixture w/WES 111-1.6/1.1	395.90	—	—
20221101	WETS-2022.1101	ADA floor mount toilet fixture w/Sloan ECOS® 8111-1.6/1.1	798.70	79.00	671254357242
20221201	WETS-2022.1201	ADA floor mount toilet fixture w/Sloan SOLIS® 8111-1.6/1.1	813.10	79.00	671254368712

Vitreous China ADA compliant water closet BOWL ONLY. 1.6 gpf ADA Floor Mounted Elongated bowl with 1-1/2" IPS Top Spud Inlet.

2102023	ST-2023	ADA floor mount 1.6 gpf, top spud BOWL ONLY	196.00		
---------	---------	---	--------	--	--

Toilet System includes Vitreous China ADA compliant water closet and Flushometer. 1.6 gpf ADA Floor Mounted Elongated bowl with 1-1/2" IPS Top Spud Inlet with Flushometer.

20231001	WETS-2023.1001	ADA floor mount toilet fixture w/Royal® 111-1.6	378.95	77.00	671254368699
----------	----------------	---	--------	-------	--------------

High Efficiency Toilet System Vitreous China REQUIRES DESIGNATED 1.28 GPF Flushometer, standard height, Floor Mounted Elongated bowl with 1-1/2" IPS Rear Spud Inlet.

20101011	WETS-2010.1011	Toilet fixture w/Royal® 952-1.28 Rear Spud Inlet	398.50	—	—
20101311	WETS-2010.1311	Toilet fixture w/Royal® 152-1.28 ES-S Rear Spud Inlet	798.25	—	—

Vitreous China water closet BOWL ONLY. 1.6 gpf, Floor Mounted Elongated bowl with 1-1/2" Rear Spud Inlet.

2102013	ST-2013	Floor mount 1.6 gpf BOWL ONLY, Rear Spud Inlet	213.00	—	—
---------	---------	--	--------	---	---

High Efficiency Toilet System Vitreous China REQUIRES DESIGNATED 1.28 GPF Flushometer, ADA height, Floor Mounted Elongated bowl with 1-1/2" IPS Rear Spud Inlet.

20301011	WETS-2030.1011	ADA Toilet fixture w/Royal® 952-1.28 Rear Spud Inlet	418.25	—	—
20301311	WETS-2030-1311	ADA Toilet fixture w/Royal® 152-1.28 ES-S Rear Spud Inlet	818.25	—	—

Vitreous China ADA compliant water closet BOWL ONLY. 1.6 gpf ADA Floor Mounted Elongated bowl with 1-1/2" IPS Rear Spud Inlet.

2102033	ST-2033	ADA Floor mount 1.6 gpf BOWL ONLY, Rear Spud Inlet	225.00	—	—
---------	---------	--	--------	---	---



WETS-2022.1002



WETS-2022.1101



WETS-2022.1201



WETS-2023.1001

Code Number	Product Number	Description	List Price \$	Est. Wt. (lbs.)	UPC Code
High Efficiency Toilet System includes Vitreous China water closet and Flushometer. 1.28 gpf wall hung Elongated bowl with 1-1/2" IPS Top Spud Inlet with Flushometer.					
20501001	WETS-2050.1001	Wall Hung Elongated toilet fixture w/Royal® 111-1.28	364.50	—	—
20501201	WETS-2050.1201	Wall Hung Elongated toilet fixture w/Sloan SOLIS® 8111-1.28	802.00	—	—
20501301	WETS-2050.1301	Wall Hung Elongated toilet fixture w/Royal® 111-1.28 ES-S	771.00	—	—
20501302	WETS-2050.1302	Wall Hung Elongated toilet fixture w/Royal® 111-1.28 HWS	569.50	—	—
20501401	WETS-2050.1401	Wall Hung Elongated toilet fixture w/G2 Optima Plus® 8111-1.28	721.00	—	—
20501402	WETS-2050.1402	Wall Hung Elongated toilet fixture w/Royal® 111-1.28 SMO	578.00	—	—
20501403	WETS-2050.1403	Wall Hung Elongated toilet fixture w/Royal® 111-1.28 SMOOTH®	536.00	—	—
20501004	WETS-2050.1004	Wall Hung Elongated toilet fixture w/GEM•2 111-1.28	333.50	—	—
20501404	WETS-2050.1404	Wall Hung Elongated toilet fixture w/GEM•2 111-1.28 SMO	547.10	—	—
20501006	WETS-2050.1006	Wall Hung Elongated toilet fixture w/Crown® 111-1.28	364.50	—	—
20501406	WETS-2050.1406	Wall Hung Elongated toilet fixture w/Crown® 111-1.28 SMO	578.00	—	—

High Efficiency Toilet System includes Vitreous China water closet and Flushometer. 1.6/1.1 gpf "DUAL-FUSH" wall hung Elongated bowl with 1-1/2" IPS Top Spud Inlet with Flushometer.

20521002	WETS-2052.1002	Wall Hung Elongated toilet fixture w/WES-111 1.6/1.1	384.50	—	—
20521101	WETS-2052.1101	Wall Hung Elongated toilet fixture w/Sloan ECOS® 8111-1.6/1.1	787.50	—	—
20521201	WETS-2052.1201	Wall Hung Elongated toilet fixture w/Sloan SOLIS® 8111-1.6/1.1	802.00	—	—

Vitreous China ADA Compliant water closet BOWL ONLY. 1.6 gpf Wall Hung Elongated bowl with 1-1/2" IPS Top Spud

2102053	ST-2053	Wall Hung 1.6 gpf BOWL ONLY, Top Spud	165.00	—	—
---------	---------	---------------------------------------	--------	---	---

High Efficiency Toilet System includes Vitreous China water closet and Flushometer. REQUIRES DESIGNATED SLOAN 1.28 gpf wall hung Elongated bowl with 1-1/2" IPS Rear Spud Inlet with Flushometer.

20601011	WETS-2060.1011	ADA Toilet fixture w/Royal® 952-1.28 Rear Spud Inlet	418.25	—	—
20601311	WETS-2060.1311	ADA Toilet fixture w/Royal® 152-1.28 ES-S Rear Spud Inlet	818.25	—	—

Vitreous China water closet BOWL ONLY. 1.6 gpf wall hung Elongated bowl with 1-1/2" IPS Rear Spud Inlet

2102063	ST-2063	Wall Hung 1.6 gpf BOWL ONLY, Rear Spud	205.00	—	—
---------	---------	--	--------	---	---

High Efficiency Urinal Systems

High Efficiency Urinal System includes Vitreous China urinal and Flushometer. 0.13 gpf Wall Hung washdown Urinal with 3/4" IPS Top Spud Inlet with Flushometer.

10001001	WEUS-1000.1001	Urinal fixture w/Royal® 186-0.13	587.40	77.00	671254348769
10001201	WEUS-1000.1201	Urinal fixture w/Sloan SOLIS® 8186-0.13	1021.60	79.00	671254370364
10001301	WEUS-1000.1301	Urinal fixture w/Royal® 186-0.13 ES-S	975.80	80.00	671254349803
10001302	WEUS-1000.1302	Urinal fixture w/Royal® 186-0.13 HWS	808.45	80.00	671254350526
10001401	WEUS-1000.1401	Urinal fixture w/Sloan ECOS® 8186-0.13	940.65	79.00	671254370630
10001402	WEUS-1000.1402	Urinal fixture w/Royal® 186-0.13 SMO	797.90	80.00	671254348820
10001403	WEUS-1000.1403	Urinal fixture w/Royal® 186-0.13 SMOOTH®	755.80	80.00	671254348271



WETS-2050.1001



WETS-2050.1301



WETS-2050.1402



WEUS-1000.1001

Code Number	Product Number	Description	List Price \$	Est. Wt. (lbs.)	UPC Code
High Efficiency Urinal System includes Vitreous China urinal and Flushometer. 0.25 gpf Wall Hung washdown Urinal with 3/4" IPS Top Spud Inlet with Flushometer.					
10021001	WEUS-1002.1001	Urinal fixture w/Royal® 186-0.25	587.40	77.00	671254348899
10021201	WEUS-1002.1201	Urinal fixture w/Sloan SOLIS® 8186-0.25	1021.60	79.00	671254350335
10021301	WEUS-1002.1301	Urinal fixture w/Royal® 186-0.25 ES-S	975.80	80.00	671254350212
10021302	WEUS-1002.1302	Urinal fixture w/Royal® 186-0.25 HWS	808.45	80.00	671254350618
10021401	WEUS-1002.1401	Urinal fixture w/Sloan ECOS® 8186-0.25	940.65	79.00	671254349032
10021402	WEUS-1002.1402	Urinal fixture w/Royal® 186-0.25 SMO	797.90	80.00	671254349049
10021403	WEUS-1002.1403	Urinal fixture w/Royal® 186-0.25 SMOOTH®	755.80	80.00	671254349063

Vitreous China URINAL ONLY. 0.5 gpf Wall Hung washdown Urinal with 3/4" IPS Top Spud Inlet.

1101005	SU-1005	Urinal fixture ONLY, 0.5 gpf, top spud	345.00	—	—
---------	---------	--	--------	---	---

High Efficiency Urinal System includes Vitreous China urinal and Flushometer. 0.5 gpf Wall Hung washdown Urinal with 3/4" IPS Top Spud Inlet with Flushometer.

10051001	WEUS-1005.1001	Urinal fixture w/Royal® 186-0.5	587.40	77.00	
----------	----------------	---------------------------------	--------	-------	--

Vitreous China URINAL ONLY. 1.0 gpf Wall Hung washdown Urinal with 3/4" IPS Top Spud Inlet.

1101006	SU-1006	Urinal fixture ONLY, 1.0 gpf, top spud	320.00	—	—
---------	---------	--	--------	---	---

Urinal System includes Vitreous China urinal and Flushometer. 1.0 gpf Wall Hung washdown Urinal with 3/4" IPS Top Spud Inlet with Flushometer.

10061001	WEUS-1006.1001	Urinal fixture w/Royal® 186-1.0	587.40	77.00	
----------	----------------	---------------------------------	--------	-------	--

High Efficiency Vitreous China URINAL ONLY. REQUIRES DESIGNATED SLOAN 0.13 GPF Flushometer. 0.13 gpf Wall Hung washdown Urinal with 3/4" IPS Rear Spud Inlet

10101011	WEUS-1010.1011	Urinal fixture w/Royal® 995-0.13 Spud Inlet	684.00	—	—
10101311	WEUS-1010.1311	Urinal fixture w/Royal® 195-0.13 ES-S Spud Inlet	994.00	—	—

High Efficiency Vitreous China URINAL ONLY. REQUIRES DESIGNATED SLOAN 0.25 GPF Flushometer. 0.25 gpf Wall Hung washdown Urinal with 3/4" IPS Rear Spud Inlet

10121011	WEUS-1012.1011	Urinal fixture w/Royal® 995-0.25 Rear Spud Inlet	684.00	—	—
10121311	WEUS-1012.1311	Urinal fixture w/Royal® 195-0.25 ES-S Rear Spud Inlet	994.00	—	—

High Efficiency Vitreous China URINAL ONLY. 0.5 gpf Wall Hung washdown Urinal with 3/4" IPS Rear Spud Inlet.

1101015	SU-1015	Urinal fixture ONLY, 0.5 gpf, rear spud inlet	378.00	—	—
---------	---------	---	--------	---	---

Vitreous China URINAL ONLY. 1.0 gpf Wall Hung washdown Urinal with 3/4" IPS Rear Spud Inlet.

1101016	SU-1016	Urinal fixture ONLY, 1.0 gpf, rear spud inlet	335.00	—	—
---------	---------	---	--------	---	---



WEUS-1002.1001



WEUS-1002.1403



SU-1005

Code Number	Product Number	Description	List Price \$	Est. Wt. (lbs.)	UPC Code
Waterfree Urinal					
1001000	WES-1000	Waterfree Urinal	562.50	65.00	671254279247
1002000	WES-2000	Waterfree Urinal	434.45	53.00	671254279254
1004000	WES-4000	Waterfree Urinal	342.15	40.00	671254312142
1005000	WES-5000	Waterfree Urinal	342.15	32.00	671254312166
0816527	—	Waterfree Instructional DVD	1.50	—	671254326491

Waterfree Cartridges

1001500	WES-150	Universal Waterfree Urinal Cartridge (Single)	58.95	1.30	671254279261
1001555	WES-155	Universal Waterfree Urinal Cartridge (32-Pack)	1818.95	35.00	671254299450
1001556	WES-160	Universal Waterfree Urinal Cartridge (20-Pack) Not for stock (Facility packaging)	1094.75	22.00	671254299467

Vitreous China Lavatories

3873000	SS-3000	Standard Wall Hung Lavatory 19-1/4" x 17" Small Backsplash, 4" centerset	95.00	25.30	671254353602
3873001	SS-3001	Standard Undermount Lavatory 19-1/2" x 17-1/2" outside, 17" x 14" Inside dimension	80.00	16.50	671254353619
3873002	SS-3002	Standard Drop In Lavatory 20" x 16-3/4", 4" centerset	85.00	13.20	671254353626
3873003	SS-3003	Standard Wall Hung Lavatory 21" x 19-1/4" with 4" Backsplash, 4" centerset	125.00	—	—
3873004	SS-3004	ADA Wheelchair Wall Hung Lavatory 20" X 27", 8" centerset	265.00	37.50	671254370968



WES-1000



WES-150



SS-3000



SS-3004

Code Number	Product Number	Description	List Price \$	Est. Wt. (lbs.)	UPC Code
-------------	----------------	-------------	---------------	-----------------	----------

Sensor Operated Royal® Water Closet Flushometers

24 VAC hardwire system. Includes: Solenoid Operated Dual-Filtered By-Pass Diaphragm Flushometer with Angle Stop and Vacuum Breaker Flush Connection. Adaptive Optima® EL-1500-L Water Closet Sensor with Override button, Chrome Plated Wall Plate(s) with Vandal Resistant Screws – for Exposed Flushometer for 1-1/2" Top Spud Bowls.

3450147	ROYAL 110 ES-S	3.5 gpf/13.2 Lpf	578.80	8.60	671254138209
3450047	ROYAL 111 ES-S	1.6 gpf/6.0 Lpf	578.80	8.70	671254138193
3450049	ROYAL 111-1.28 ES-S	1.28 gpf/4.8 Lpf	578.80	9.04	671254340251
3450247	ROYAL 113 ES-S	3.5 gpf/13.2 Lpf	583.15	9.60	671254138216
3450249	ROYAL 113-1.6 ES-S	1.6 gpf/6.0 Lpf	583.15	9.60	671254138223
3450347	ROYAL 115 ES-S	3.5 gpf/13.2 Lpf	591.80	9.70	671254138230
3450349	ROYAL 115-1.6 ES-S	1.6 gpf/6.0 Lpf	591.80	9.60	671254139114
3450447	ROYAL 116 ES-S	3.5 gpf/13.2 Lpf	595.10	10.00	671254139121
3450449	ROYAL 116-1.6 ES-S	1.6 gpf/6.0 Lpf	595.10	10.00	671254139138

24 VAC hardwire system. Includes: Solenoid Operated Dual-Filtered By-Pass Diaphragm Flushometer with Angle Stop and Vacuum Breaker Flush Connection. Adaptive Optima® EL-1500-L Water Closet Sensor with Override button, Chrome Plated Wall Plate(s) with Vandal Resistant Screws – for Concealed Flushometer for 1-1/2" Exposed Back Spud Bowls.

3451100	ROYAL 140 ES-S	2-3/4" – 10-3/4" LDIM 3.5 gpf/13.2 Lpf	572.30	12.00	671254138810
3451110	ROYAL 140 ES-S	11-3/4" – 12-3/4" LDIM 3.5 gpf/13.2 Lpf	572.30	12.00	671254138858
3451101	ROYAL 140-1.6 ES-S	2-3/4" – 10-3/4" LDIM 1.6 gpf/6.0 Lpf	572.30	12.00	671254138827
3451111	ROYAL 140-1.6 ES-S	11-3/4" – 12-3/4" LDIM 1.6 gpf/6.0 Lpf	572.30	12.00	671254138865

For "L" Dimension longer than 12-3/4", add \$6.50 per inch.

24 VAC hardwire system. Includes: Solenoid Operated Dual-Filtered By-Pass Diaphragm Flushometer with Angle Stop and Vacuum Breaker Flush Connection. Adaptive Optima® EL-1500-L Water Closet Sensor with Override button, Chrome Plated Wall Plate(s) with Vandal Resistant Screws – for Concealed Flushometer for 1-1/2" Concealed Back Spud Bowls.

3451600	ROYAL 152 ES-S	2-3/4" – 10-3/4" LDIM 3.5 gpf/13.2 Lpf	527.50	11.50	671254138735
3451610	ROYAL 152 ES-S	11-3/4" – 12-3/4" LDIM 3.5 gpf/13.2 Lpf	527.50	11.50	671254138773
3451601	ROYAL 152-1.6 ES-S	2-3/4" – 10-3/4" LDIM 1.6 gpf/6.0 Lpf	527.50	11.50	671254138742
3451611	ROYAL 152-1.6 ES-S	11-3/4" – 12-3/4" LDIM 1.6 gpf/6.0 Lpf	527.50	11.50	671254138780
3451648	ROYAL 152-1.28 ES-S	2-3/4" – 10-3/4" LDIM 1.28 gpf/4.8 Lpf	527.50	11.50	671254343351

For "L" Dimension longer than 12-3/4", add \$6.50 per inch.

24 VAC hardwire system. Includes: Solenoid Operated Dual-Filtered By-Pass Diaphragm Flushometer with Angle Stop and Vacuum Breaker Flush Connection. Adaptive Optima® EL-1500-L Water Closet Sensor with Override button, Chrome Plated Wall Plate(s) with Vandal Resistant Screws – for Concealed Flushometer for 1-1/2" Exposed Top Spud Bowls.

3451620	ROYAL 153 ES-S	2-3/4" – 10-3/4" LDIM 3.5 gpf/13.2 Lpf	610.30	12.00	671254138698
3451630	ROYAL 153 ES-S	11-3/4" – 12-3/4" LDIM 3.5 gpf/13.2 Lpf	610.30	12.00	671254138896
3451621	ROYAL 153-1.6 ES-S	2-3/4" – 10-3/4" LDIM 1.6 gpf/6.0 Lpf	610.30	12.00	671254138704
3451631	ROYAL 153-1.6 ES-S	11-3/4" – 12-3/4" LDIM 1.6 gpf/6.0 Lpf	610.30	12.00	671254138902

For "L" Dimension longer than 12-3/4", add \$6.50 per inch.



ROYAL 110 ES-S



ROYAL 140 ES-S



ROYAL 152 ES-S



ROYAL 153 ES-S

Code Number	Product Number	Description	List Price \$	Est. Wt. (lbs.)	UPC Code
-------------	----------------	-------------	---------------	-----------------	----------

Sensor Operated Royal® Water Closet Flushometer with Wall Box

24 VAC hardwire system. Includes: Solenoid Operated Dual-Filtered By-Pass Diaphragm Flushometer with Angle Stop and Vacuum Breaker Flush Connection. Adaptive Optima® EL-1500-L Water Closet Sensor with Override button, 13" x 17" Wall Plate(s) with Stainless Steel Access Plate and Vandal Resistant Screws – for Concealed Flushometer with Wall Box for 1-1/2" Exposed Back Spud Bowls.

3451102	ROYAL 140-WB ES-S	2-3/4" – 10-3/4" LDIM 3.5 gpf/13.2 Lpf	849.40	21.50	671254138834
3451112	ROYAL 140-WB ES-S	11-3/4" – 12-3/4" LDIM 3.5 gpf/13.2 Lpf	849.40	21.50	671254138872
3451103	ROYAL 140-1.6-WB ES-S	2-3/4" – 10-3/4" LDIM 1.6 gpf/6.0 Lpf	849.40	21.50	671254138841
3451113	ROYAL 140-1.6-WB ES-S	11-3/4" – 12-3/4" LDIM 1.6 gpf/6.0 Lpf	849.40	21.50	671254138889

For "L" Dimension longer than 12-3/4", add \$6.50 per inch.

24 VAC hardwire system. Includes: Solenoid Operated Dual-Filtered By-Pass Diaphragm Flushometer with Angle Stop and Vacuum Breaker Flush Connection. Adaptive Optima® EL-1500-L Water Closet Sensor with Override button, 13" x 17" Wall Plate(s) with Stainless Steel Access Plate and Vandal Resistant Screws – for Concealed Flushometer with Wall Box for 1-1/2" Concealed Back Spud Bowls.

3451602	ROYAL 152-WB ES-S	2-3/4" – 10-3/4" LDIM 3.5 gpf/13.2 Lpf	804.65	21.00	671254138759
3451603	ROYAL 152-1.6-WB ES-S	2-3/4" – 10-3/4" LDIM 1.6 gpf/6.0 Lpf	804.65	21.00	671254138766
3451612	ROYAL 152-WB ES-S	11-3/4" – 12-3/4" LDIM 3.5 gpf/13.2 Lpf	804.65	21.00	671254138797
3451613	ROYAL 152-1.6-WB ES-S	11-3/4" – 12-3/4" LDIM 1.6 gpf/6.0 Lpf	804.65	21.00	671254138803

For "L" Dimension longer than 12-3/4", add \$6.50 per inch.

24 VAC hardwire system. Includes: Solenoid Operated Dual-Filtered By-Pass Diaphragm Flushometer with Angle Stop and Vacuum Breaker Flush Connection. Adaptive Optima® EL-1500-L Water Closet Sensor with Override button, 13" x 17" Wall Plate(s) with Stainless Steel Access Plate and Vandal Resistant Screws – for Concealed Flushometer with Wall Box for 1-1/2" Exposed Top Spud Bowls.

3451622	ROYAL 153-WB ES-S	2-3/4" – 10-3/4" LDIM 3.5 gpf/13.2 Lpf	887.45	21.50	671254138711
3451632	ROYAL 153-WB ES-S	11-3/4" – 12-3/4" LDIM 3.5 gpf/13.2 Lpf	887.45	21.50	671254138919
3451623	ROYAL 153-1.6-WB ES-S	2-3/4" – 10-3/4" LDIM 1.6 gpf/6.0 Lpf	887.45	21.50	671254138728
3451633	ROYAL 153-1.6-WB ES-S	11-3/4" – 12-3/4" LDIM 1.6 gpf/6.0 Lpf	887.45	21.50	671254138926

For "L" Dimension longer than 12-3/4", add \$6.50 per inch.

Sensor Operated Royal® Water Closet Flushometer with Small Wall Box

24 VAC hardwire system. Includes: Solenoid Operated Dual-Filtered By-Pass Diaphragm Flushometer with Angle Stop and Vacuum Breaker Flush Connection. Adaptive Optima® EL-1500-L Water Closet Sensor with Piezo-technology Override button, 13" x 13" Stainless Steel Access Plate with Vandal Resistant Screws – for Concealed Flushometer with Small Wall Box for 1-1/2" Concealed Back Spud Bowls.

—	ROYAL 152-SWB ES-S	2-3/4" – 10-3/4" LDIM 3.5 gpf/13.2 Lpf	804.65	18.00	—
3451653	ROYAL 152-1.6-SWB ES-S	2-3/4" – 10-3/4" LDIM 1.6 gpf/6.0 Lpf	804.65	18.00	671254352988

Sensor Operated Royal® Water Closet Flushometer with Surface Mount Sensor for Flushing Rim Floor Drains

24 VAC hardwire system. Includes: Solenoid Operated Dual-Filtered By-Pass Diaphragm Flushometer with Angle Stop and Vacuum Breaker with 1" IPS Outlet Connection. Surface Mount Water Closet Sensor with Chrome Plated Die Cast Housing, Piezo-technology Override Button and RJ-11 Sensor and Solenoid Connections – for Concealed Flushometer for 1-1/2" Concealed Back Spud Bowls.

3451500	ROYAL 150 ES-SM	2-3/4" – 10-3/4" LDIM 3.5 gpf/13.2 Lpf	864.40	11.00	671254265639
3451501	ROYAL 150-1.6 ES-SM	2-3/4" – 10-3/4" LDIM 1.6 gpf/6.0 Lpf	864.40	11.00	671254265646



ROYAL 140-WB ES-S



ROYAL 152-WB ES-S



ROYAL 152-SWB ES-S



ROYAL 150 ES-SM

Code Number	Product Number	Description	List Price \$	Est. Wt. (lbs.)	UPC Code
-------------	----------------	-------------	---------------	-----------------	----------

Sensor Operated Royal® Water Closet Flushometer with Surface Mount Sensor

24 VAC hardwire system. Includes: Solenoid Operated Dual-Filtered By-Pass Diaphragm Flushometer with Angle Stop and Vacuum Breaker Flush Connection. Surface Mount Water Closet Sensor with Chrome Plated Die Cast Housing, Piezo-technology Override Button and RJ-11 Sensor and Solenoid Connections – for Concealed Flushometer for 1-1/2" Concealed Back Spud Bowls.

3451636	ROYAL 152 ES-SM	2-3/4"-10-3/4" LDIM 3.5 gpf/13.2 Lpf	899.45	11.00	671254270473
3451645	ROYAL 152-1.6 ES-SM	2-3/4"-10-3/4" LDIM 1.6 gpf/6.0 Lpf	899.45	11.00	671254336179

Sloan ECOS® Hardwire Dual-Flush Water Closet Flushometers

6 VAC Hardwire System Sensor Operated Control Module with Smart Sense Technology™ and Flex-Tube Diaphragm Flushometer with Angle Stop, Vacuum Breaker Flush Connection, Sweat Solder Kit with Cover Tube and Cast Set Screw Wall Flange – supplied less Handle Opening and with Metal Cover – for Exposed Flushometer for 1-1/2" Top Spud Bowls.

—	ECOS 111-1.6/1.1 HW	1.6/1.1 gpf – 6.0/3.8 Lpf	**	—	—
—	ECOS 113-1.6/1.1 HW	1.6/1.1 gpf – 6.0/3.8 Lpf	**	—	—
—	ECOS 115-1.6/1.1 HW	1.6/1.1 gpf – 6.0/3.8 Lpf	**	—	—

**Contact Your Local Sloan Representative

Sensor Operated Royal® Urinal Flushometers

24 VAC hardwire system. Includes: Solenoid Operated Dual-Filtered By-Pass Diaphragm Flushometer with Angle Stop and Vacuum Breaker Flush Connection. Adaptive Optima® EL-1500 Urinal Sensor with Chrome Plated Wall Plate(s) with Vandal Resistant Screws – for Exposed Flushometer for 1-1/4" Top Spud Urinals.

3452447	ROYAL 180 ES-S	3.5 gpf/13.2 Lpf	563.85	10.50	671254139145
3452449	ROYAL 180-1.5 ES-S	1.5 gpf/5.7 Lpf	563.85	10.50	671254139152
3452473	ROYAL 180-1 ES-S	1.0 gpf/3.8 Lpf	563.85	10.50	671254139169

24 VAC hardwire system. Includes: Solenoid Operated Dual-Filtered By-Pass Diaphragm Flushometer with Angle Stop and Vacuum Breaker Flush Connection. Adaptive Optima® EL-1500 Urinal Sensor with Chrome Plated Wall Plate(s) with Vandal Resistant Screws for Exposed Flushometer for 3/4" Top Spud Urinals.

3452647	ROYAL 186 ES-S	1.5 gpf/5.7 Lpf	563.85	10.50	671254139176
3452673	ROYAL 186-1 ES-S	1.0 gpf/3.8 Lpf	563.85	10.50	671254139183
3452674	ROYAL 186-0.5 ES-S	0.5 gpf/1.9 Lpf	563.85	10.50	671254139190
3452625	ROYAL 186-0.25 ES-S	0.25 gpf/0.95 Lpf	563.85	10.50	671254346505
3452630	ROYAL 186-0.13 ES-S	0.13 gpf/0.47 Lpf	704.85	10.50	671254349674

24 VAC hardwire system. Includes: Solenoid Operated Dual-Filtered By-Pass Diaphragm Flushometer with Angle Stop and Vacuum Breaker Flush Connection. Adaptive Optima® EL-1500 Urinal Sensor with Chrome Plated Wall Plate(s) with Vandal Resistant Screws for Concealed Flushometer for 1-1/4" Concealed Back Spud Urinals.

3453000	ROYAL 190 ES-S	2-3/4" – 10-3/4" LDIM 3.5 gpf/13.2 Lpf	506.10	11.00	671254138575
3453010	ROYAL 190 ES-S	11-3/4" – 12-3/4" LDIM 3.5 gpf/13.2 Lpf	506.10	11.00	671254138636
3453001	ROYAL 190-1.5 ES-S	2-3/4" – 10-3/4" LDIM 1.5 gpf/5.7 Lpf	506.10	11.00	671254138582
3453011	ROYAL 190-1.5 ES-S	11-3/4" – 12-3/4" LDIM 1.5 gpf/5.7 Lpf	506.10	11.00	671254138643
3453002	ROYAL 190-1 ES-S	2-3/4" – 10-3/4" LDIM 1.0 gpf/3.8 Lpf	506.10	11.00	671254138599

For "L" Dimension longer than 12-3/4", add \$6.50 per inch.



ROYAL 152 ES-SM



ROYAL 180 ES-S



ROYAL 186 ES-S



ROYAL 190 ES-S

Code Number	Product Number	Description	List Price \$	Est. Wt. (lbs.)	UPC Code
24 VAC hardwire system. Includes: Solenoid Operated Dual-Filtered By-Pass Diaphragm Flushometer with Angle Stop and Vacuum Breaker Flush Connection. Adaptive Optima® EL-1500-L Water Closet Sensor with Override button – for Concealed Flushometer for 1-1/4" Exposed Top Spud Urinals.					
3453020	ROYAL 192 ES-S	2-3/4" – 10-3/4" LDIM 3.5 gpf/13.2 Lpf	610.55	12.00	671254138513
3453030	ROYAL 192 ES-S	11-3/4" – 12-3/4" LDIM 3.5 gpf/13.2 Lpf	610.55	12.00	671254138933
3453021	ROYAL 192-1.5 ES-S	2-3/4" – 10-3/4" LDIM 1.5 gpf/5.7 Lpf	610.55	12.00	671254138520
3453031	ROYAL 192-1.5 ES-S	11-3/4" – 12-3/4" LDIM 1.5 gpf/5.7 Lpf	610.55	12.00	671254138940
3453022	ROYAL 192-1 ES-S	2-3/4" – 10-3/4" LDIM 1.0 gpf/3.8 Lpf	610.55	12.00	671254138537
3453032	ROYAL 192-1 ES-S	11-3/4" – 12-3/4" LDIM 1.0 gpf/3.8 Lpf	610.55	12.00	671254138957

For "L" Dimension longer than 12-3/4", add \$6.50 per inch.

24 VAC hardwire system. Includes: Solenoid Operated Dual-Filtered By-Pass Diaphragm Flushometer with Angle Stop and Vacuum Breaker Flush Connection. Adaptive Optima® EL-1500-L Water Closet Sensor with Override button – for Concealed Flushometer for 3/4" Concealed Back Spud Urinals.					
3453200	ROYAL 195 ES-S	2-3/4" – 10-3/4" LDIM 1.5 gpf/5.7 Lpf	506.10	11.00	671254138391
3453210	ROYAL 195 ES-S	11-3/4" – 12-3/4" LDIM 1.5 gpf/5.7 Lpf	506.10	11.00	671254138452
3453201	ROYAL 195-1 ES-S	2-3/4" – 10-3/4" LDIM 1.0 gpf/3.8 Lpf	506.10	11.00	671254138407
3453211	ROYAL 195-1 ES-S	11-3/4" – 12-3/4" LDIM 1.0 gpf/3.8 Lpf	506.10	11.00	671254138469
3453202	ROYAL 195-0.5 ES-S	2-3/4" – 10-3/4" LDIM 0.5 gpf/1.9 Lpf	506.10	11.00	671254138414
3453212	ROYAL 195-0.5 ES-S	11-3/4" – 12-3/4" LDIM 0.5 gpf/1.9 Lpf	506.10	11.00	671254138476
3453220	ROYAL 197 ES-S	2-3/4" – 10-3/4" LDIM 1.5 gpf/5.7 Lpf	610.55	12.00	671254138995
3453230	ROYAL 197 ES-S	11-3/4" – 12-3/4" LDIM 1.5 gpf/5.7 Lpf	610.55	12.00	671254139053

For "L" Dimension longer than 12-3/4", add \$6.50 per inch.

24 VAC hardwire system. Includes: Solenoid Operated Dual-Filtered By-Pass Diaphragm Flushometer with Angle Stop and Vacuum Breaker Flush Connection. Adaptive Optima® EL-1500-L Water Closet Sensor with Override button – for Concealed Flushometer for 3/4" Exposed Top Spud Urinals.					
3453221	ROYAL 197-1 ES-S	2-3/4" – 10-3/4" LDIM 1.0 gpf/3.8 Lpf	610.55	12.00	671254139008
3453231	ROYAL 197-1 ES-S	11-3/4" – 12-3/4" LDIM 1.0 gpf/3.8 Lpf	610.55	12.00	671254139060
3453222	ROYAL 197-0.5 ES-S	2-3/4" – 10-3/4" 0.5 gpf/1.9 Lpf	610.55	12.00	671254139015
3453232	ROYAL 197-0.5 ES-S	11-3/4" – 12-3/4" LDIM 0.5 gpf/1.9 Lpf	610.55	12.00	671254139077

For "L" Dimension longer than 12-3/4", add \$6.50 per inch.

Sensor Operated Royal® Urinal Flushometers with Wall Box

24 VAC hardwire system. Includes: Solenoid Operated Dual-Filtered By-Pass Diaphragm Flushometer with Angle Stop and Vacuum Breaker Flush Connection. Adaptive Optima® EL-1500 Urinal Sensor with 13" x 17" Wall Plate(s) with Stainless Steel Access Plate and Vandal Resistant Screws – for Concealed Flushometer with Wall Box for 1-1/4" Concealed Back Spud Urinals.

3453003	ROYAL 190-WB ES-S	2-3/4" – 10-3/4" LDIM 3.5 gpf/13.2 Lpf	783.20	20.50	671254138605
3453013	ROYAL 190-WB ES-S	11-3/4" – 12-3/4" LDIM 3.5 gpf/13.2 Lpf	783.20	20.50	671254138667
3453004	ROYAL 190-1.5-WB ES-S	2-3/4" – 10-3/4" LDIM 1.5 gpf/5.7 Lpf	783.20	20.50	671254138612
3453014	ROYAL 190-1.5-WB ES-S	11-3/4" – 12-3/4" LDIM 1.5 gpf/5.7 Lpf	783.20	20.50	671254138674
3453005	ROYAL 190-1-WB ES-S	2-3/4" – 10-3/4" LDIM 1.0 gpf/3.8 Lpf	783.20	20.50	671254138629
3453015	ROYAL 190-1-WB ES-S	11-3/4" – 12-3/4" LDIM 1.0 gpf/3.8 Lpf	783.20	20.50	671254138681

For "L" Dimension longer than 12-3/4", add \$6.50 per inch.



ROYAL 192 ES-S



ROYAL 195 ES-S



ROYAL 197 ES-S



ROYAL 190-WB ES-S

Code Number	Product Number	Description	List Price \$	Est. Wt. (lbs.)	UPC Code
24 VAC hardwire system. Includes: Solenoid Operated Dual-Filtered By-Pass Diaphragm Flushometer with Angle Stop and Vacuum Breaker Flush Connection. Adaptive Optima® EL-1500 Urinal Sensor with 13" x 17" Wall Plate(s) with Stainless Steel Access Plate and Vandal Resistant Screws – for Concealed Flushometer with Wall Box for 1-1/4" Exposed Top Spud Urinals.					
3453023	ROYAL 192-WB ES-S	2-3/4" – 10-3/4" LDIM 3.5 gpf/13.2 Lpf	887.65	21.50	671254138544
3453033	ROYAL 192-WB ES-S	11-3/4" – 12-3/4" LDIM 3.5 gpf/13.2 Lpf	887.65	21.50	671254138964
3453024	ROYAL 192-1.5-WB ES-S	2-3/4" – 10-3/4" LDIM 1.5 gpf/5.7 Lpf	887.65	21.50	671254138551
3453034	ROYAL 192-1.5-WB ES-S	11-3/4" – 12-3/4" LDIM 1.5 gpf/5.7 Lpf	887.65	21.50	671254138971
3453025	ROYAL 192-1-WB ES-S	2-3/4" – 10-3/4" LDIM 1.0 gpf/3.8 Lpf	887.65	21.50	671254138568
3453035	ROYAL 192-1-WB ES-S	11-3/4" – 12-3/4" LDIM 1.0 gpf/3.8 Lpf	887.65	21.50	671254138988

For "L" Dimension longer than 12-3/4", add \$6.50 per inch.

24 VAC hardwire system. Includes: Solenoid Operated Dual-Filtered By-Pass Diaphragm Flushometer with Angle Stop and Vacuum Breaker Flush Connection. Adaptive Optima® EL-1500 Urinal Sensor with 13" x 17" Wall Plate(s) with Stainless Steel Access Plate and Vandal Resistant Screws – for Concealed Flushometer with Wall Box for 3/4" Concealed Back Spud Urinals.

3453203	ROYAL 195-WB ES-S	2-3/4" – 10-3/4" LDIM 1.5 gpf/5.7 Lpf	783.20	20.50	671254138421
3453213	ROYAL 195-WB ES-S	11-3/4" – 12-3/4" LDIM 1.5 gpf/5.7 Lpf	783.20	20.50	671254138483
3453204	ROYAL 195-1-WB ES-S	2-3/4" – 10-3/4" LDIM 1.0 gpf/3.8 Lpf	783.20	20.50	671254138438
3453214	ROYAL 195-1-WB ES-S	11-3/4" – 12-3/4" LDIM 1.0 gpf/3.8 Lpf	783.20	20.50	671254138490
3453205	ROYAL 195-0.5-WB ES-S	2-3/4" – 10-3/4" LDIM 0.5 gpf/1.9 Lpf	783.20	20.50	671254138445
3453215	ROYAL 195-0.5-WB ES-S	11-3/4" – 12-3/4" LDIM 0.5 gpf/1.9 Lpf	783.20	20.50	671254138506

For "L" Dimension longer than 12-3/4", add \$6.50 per inch.

24 VAC hardwire system. Includes: Solenoid Operated Dual-Filtered By-Pass Diaphragm Flushometer with Angle Stop and Vacuum Breaker Flush Connection. Adaptive Optima® EL-1500 Urinal Sensor with 13" x 17" Wall Plate(s) with Stainless Steel Access Plate and Vandal Resistant Screws – Concealed Flushometer with Wall Box for 3/4" Exposed Top Spud Urinals.

3453223	ROYAL 197-WB ES-S	2-3/4" – 10-3/4" LDIM 1.5 gpf/5.7 Lpf	887.65	21.50	671254139022
3453233	ROYAL 197-WB ES-S	11-3/4" – 12-3/4" LDIM 1.5 gpf/5.7 Lpf	887.65	21.50	671254139084
3453224	ROYAL 197-1-WB ES-S	2-3/4" – 10-3/4" LDIM 1.0 gpf/3.8 Lpf	887.65	21.50	671254139039
3453234	ROYAL 197-1-WB ES-S	11-3/4" – 12-3/4" LDIM 1.0 gpf/3.8 Lpf	887.65	21.50	671254139091
3453225	ROYAL 197-0.5-WB ES-S	2-3/4" – 10-3/4" LDIM 0.5 gpf/1.9 Lpf	887.65	21.50	671254139046
3453235	ROYAL 197-0.5-WB ES-S	11-3/4" – 12-3/4" LDIM 0.5 gpf/1.9 Lpf	887.65	21.50	671254139107

For "L" Dimension longer than 12-3/4", add \$6.50 per inch.

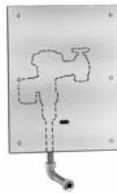
Sensor Operated Royal® Urinal Flushometer with Small Wall Box

24 VAC hardwire system. Includes: Solenoid Operated Dual-Filtered By-Pass Diaphragm Flushometer with Angle Stop and Vacuum Breaker Flush Connection. Adaptive Optima® EL-1500 Urinal Sensor with Piezo-technology Override button, 13" x 13" Stainless Steel Access Plate with Vandal Resistant Screws – for Concealed Flushometer with Small Wall Box for 3/4" Concealed Back Spud Urinals.

—	ROYAL 195-SWB ES-S OR	2-3/4" – 10-3/4" LDIM 1.5 gpf/5.7 Lpf	804.65	18.00	—
3453254	ROYAL 195-1.0-SWB ES-S OR	2-3/4" – 10-3/4" LDIM 1.0 gpf/3.8 Lpf	804.65	18.00	671254352995
3453255	ROYAL 195-0.5-SWB ES-S OR	2-3/4" – 10-3/4" LDIM 0.5 gpf/1.9 Lpf	804.65	18.00	—



ROYAL 192-WB ES-S



ROYAL 195-WB ES-S



ROYAL 197-WB ES-S

Code Number	Product Number	Description	List Price \$	Est. Wt. (lbs.)	UPC Code
-------------	----------------	-------------	---------------	-----------------	----------

Sensor Operated Royal® Urinal Flushometer with Surface Mount Sensor

24 VAC hardwire system. Includes: Solenoid Operated Dual-Filtered By-Pass Diaphragm Flushometer with Angle Stop and Vacuum Breaker Flush Connection. Surface Mount Water Closet Sensor with Chrome Plated Die Cast Housing and RJ-11 Sensor and Solenoid Connections – for Concealed Flushometer for 3/4" Concealed Back Spud Urinals.

3453050	ROYAL 194 ES-SM	2-3/4"-10-3/4" LDIM 1.5 gpf/5.7 Lpf	729.45	11.00	671254265301
3453051	ROYAL 194-1 ES-SM	2-3/4"-10-3/4" LDIM 1.0 gpf/3.8 Lpf	729.45	11.00	671254265714
3453052	ROYAL 194-0.5 ES-SM	2-3/4"-10-3/4" LDIM 0.5 gpf/1.9 Lpf	729.45	11.00	671254265721
3453229	ROYAL 195 ES-SM	2-3/4"-10-3/4" LDIM 1.5 gpf/5.7 Lpf	825.55	11.00	671254270480
3453244	ROYAL 195-1 ES-SM	2-3/4"-10-3/4" LDIM 1.0 gpf/3.8 Lpf	825.55	11.00	671254334946
3453243	ROYAL 195-0.5 ES-SM	2-3/4"-10-3/4" LDIM 0.5 gpf/1.9 Lpf	825.55	11.00	671254327351
3453043	ROYAL 190 ES-SM	2-3/4"-10-3/4" LDIM 3.5 gpf/13.2 Lpf	866.20	11.00	671254310650

Sloan ECOS® Hardwire Sensor Operated Urinal Flushometers

6 VAC Hardwire System Sensor Operated Control Module with Smart Sense Technology™ and Flex-Tube Diaphragm Flushometer with Angle Stop, Vacuum Breaker Flush Connection, Sweat Solder Kit with Cover Tube and Cast Set Screw Wall Flange – supplied less Handle Opening and with Metal Cover – for Exposed Flushometer for 3/4" Top Spud Urinals. ECOS 8186-0.13 and ECOS 8186-0.25 Supplied with Pressure Compensating Cartridge in lieu of Flex Tube Diaphragm.

—	ECOS 186 HW	1.5 gpf/5.7 Lpf	**	—	—
—	ECOS 186-1.0 HW	1.0 gpf/3.8 Lpf	**	—	—
—	ECOS 186-0.5 HW	0.5 gpf/1.9 Lpf	**	—	—
—	ECOS 186-0.25 HW	0.25 gpf/0.95 Lpf	**	—	—
—	ECOS 186-0.13 HW	0.13 gpf/0.47 Lpf	**	—	—

**Contact Your Local Sloan Representative

Sensor Operated Royal® Bedpan Washer Flushometers

24 VAC hardwire system. Includes: Solenoid Operated Dual-Filtered By-Pass Diaphragm Flushometer with Angle Stop and Vacuum Breaker Flush Connection. Adaptive Optima® EL-1500-L Water Closet Sensor with Override button, Chrome Plated Wall Plate(s) with Vandal Resistant Screws – for Exposed Flushometer for 1-1/2" Top Spud Bowls.

3459600	ROYAL BPW-1150-1.6 ES-S	1.6 gpf/6.0 Lpf	896.25	15.00	671254203853
3459601	ROYAL BPW-1100-1.6 ES-S	1.6 gpf/6.0 Lpf	864.85	14.50	671254203860

Sloan ECOS® Bedpan Washer Battery-Powered Dual-Flush Flushometer

Exposed, Battery-Powered Sensor Activated Sloan ECOS® Electronic Dual-Flush Model Bedpan Washers – Includes infrared sensor with multiple-focused, lobular sensing fields for high and low target detection.

3370407	ECOS BPW-8111-1.6/1.1		863.55	13.40	671254348431
3370404	ECOS BPW-8150-1.6/1.1		892.73	13.40	671254344174

Optima® SMOOTH® Retrofit Kits

Sensor Operated, Battery-Powered or Hardwired Retrofit Kit, easily converts manual Flushometers into water-saving electronics.

3325201	EBV-200-A	Side-Mount-Operator-Over-The-Handle Retrofit Kit for Water Closets and Urinals	252.63	5.00	671254316027
3305201	EL-600-A	SMOOTH® Hardwire Retrofit Kit for Water Closets and Urinals	290.00	2.40	671254333819



ROYAL 194 ES-SM



ROYAL BPW-1150-1.6 ES-S



EBV-200-A



EL-600-A

Code Number	Product Number	Description	List Price \$	Est. Wt. (lbs.)	UPC Code
-------------	----------------	-------------	---------------	-----------------	----------

Side Mount Operators

Easily converts your manual Flushometer to modern water-saving electronics. Includes: Courtesy Flush Button, audio signal when batteries need replacement, comes with Metal Cover (M).

0325105	EBV-89A-M	Side Mount Operator for Water Closets and Urinals – Metal Cover	332.75	2.80	671254243934
---------	-----------	---	--------	------	--------------

Sloan SOLIS® Water Closet Flushometers

Exposed, Solar-Powered Sensor Activated Sloan SOLIS® Flushometer with Angle Stop, Vacuum Breaker Flush Connection, Sweat Solder Kit with Cover Tube and Cast Set Screw Wall Flange – supplied less Handle Opening and with Metal Cover. Includes infrared sensor with multiple-focused, lobular sensing fields for high and low target detection, (4) “AA” battery backup power source – for Exposed Flushometer with 1-1/2” Top Spud Bowls.

3370001	SOLIS 8111-1.6		578.95	8.90	671254349728
3370000	SOLIS DF 8111-1.6/1.1		578.95	8.90	671254349735
3370002	SOLIS 8111- 1.28		578.95	8.90	671254349414
3370003	SOLIS 8110-3.5		578.95	8.90	671254357853

Sloan SOLIS® Urinal Flushometers

Exposed, Solar-Powered Sensor Activated Sloan SOLIS® Flushometer with Angle Stop, Vacuum Breaker Flush Connection, Sweat Solder Kit with Cover Tube and Cast Set Screw Wall Flange – supplied less Handle Opening and with Metal Cover. Includes infrared sensor with multiple-focused, lobular sensing fields for high and low target detection, (4) “AA” battery backup power source – for Exposed Flushometer with 3/4” Top Spud Urinals. SOLIS 8186-0.25 and SOLIS 8186-0.13 are Supplied with Pressure Compensating Cartridge in lieu of Flex Tube Diaphragm.

3370007	SOLIS 8186-1.5		578.95	8.90	671254357426
3370006	SOLIS 8186-1.0		578.95	8.90	671254349742
3370004	SOLIS 8186-0.5		578.95	8.90	671254350397
3370005	SOLIS 8186-0.25		578.95	8.90	671254350311
3370010	SOLIS 8186-0.13		723.70	8.90	671254370340

Concealed Sloan SOLIS® Water Closet Flushometer with Small Wall Box

Solar-Powered Sensor Activated Sloan SOLIS® Flushometer with Angle Stop, Vacuum Breaker Flush Connection. Includes infrared sensor with multiple-focused, lobular sensing fields for high and low target detection, (4) “AA” battery backup power source, true manual override, 13” x 13” Stainless Steel Access Plate with Vandal Resistant Screws – for Concealed Flushometer with Small Wall Box for 1-1/2” Concealed Back Spud Bowls.

—	SOLIS 8152-SWB	2-3/4” – 10-3/4” LDIM 3.5 gpf/13.2 Lpf	**	—	—
—	SOLIS 8152-1.6-SWB	2-3/4” – 10-3/4” LDIM 1.6 gpf/6.0 Lpf	**	—	—

**Contact Your Local Sloan Representative

Concealed Sloan SOLIS® Urinal Flushometer with Small Wall Box

Solar-Powered Sensor Activated Sloan SOLIS® Flushometer with Angle Stop, Vacuum Breaker Flush Connection. Includes infrared sensor with multiple-focused, lobular sensing fields for high and low target detection, (4) “AA” battery backup power source, true manual override, 13” x 13” Stainless Steel Access Plate with Vandal Resistant Screws – for Concealed Flushometer with Small Wall Box for 3/4” Concealed Back Spud Urinals.

—	SOLIS 8195-SWB OR	2-3/4” – 10-3/4” LDIM 1.5 gpf/5.7 Lpf	**	—	—
—	SOLIS 8195-1.0-SWB OR	2-3/4” – 10-3/4” LDIM 1.0 gpf/3.8 Lpf	**	—	—
—	SOLIS 8195-0.5-SWB OR	2-3/4” – 10-3/4” LDIM 0.5 gpf/1.9 Lpf	**	—	—

**Contact Your Local Sloan Representative



EBV-89A-M



SOLIS DF 8111



SOLIS 8186

Code Number	Product Number	Description	List Price \$	Est. Wt. (lbs.)	UPC Code
-------------	----------------	-------------	---------------	-----------------	----------

Sloan ECOS® Battery-Powered Dual-Flush Water Closet Flushometers

Exposed, Battery-Powered Sensor Operated Sloan ECOS® Control Module with Smart Sense Technology™ Electronic Dual-Flush and Flex-Tube Diaphragm Flushometer with Angle Stop, Vacuum Breaker Flush Connection, Sweat Solder Kit with Cover Tube and Cast Set Screw Wall Flange – supplied less Handle Opening and with Metal Cover – for 1-1/2" Top Spud Water Closets.

3370400	ECOS 8111-1.6/1.1	1.6/1.1 gpf – 6.0/3.8 Lpf	563.16	8.70	671254341661
3370403	ECOS 8113-1.6/1.1	1.6/1.1 gpf – 6.0/3.8 Lpf	567.86	8.90	671254343580
3370402	ECOS 8115-1.6/1.1	1.6/1.1 gpf – 6.0/3.8 Lpf	591.35	9.10	671254342811

Sloan ECOS® Battery-Powered Sensor Operated Urinal Flushometers

Exposed, Battery-Powered Sensor Operated Sloan ECOS® Control Module with Smart Sense Technology™ Deferred Flush Protocol and Flex-Tube Diaphragm Flushometer with Angle Stop, Vacuum Breaker Flush Connection, Sweat Solder Kit with Cover Tube and Cast Set Screw Wall Flange – supplied less Handle Opening and with Metal Cover – for 3/4" Top Spud Bowls. ECOS 8186-0.13 and 8186-0.25 are supplied with Pressure Compensating Cartridge in lieu of Flex Tube Diaphragm.

**	ECOS 8186 Less OR	1.5 gpf/5.7 Lpf	528.70	8.80	—
**	ECOS 8186-1.0 Less OR	1.0 gpf/3.8 Lpf	528.70	8.80	—
**	ECOS 8186-0.5 Less OR	0.5 gpf/1.9 Lpf	528.70	8.80	—
**	ECOS 8186-0.25 Less OR	0.25 gpf/0.95 Lpf	528.70	8.80	—
**	ECOS 8186-0.13 Less OR	0.13 gpf/0.47 Lpf	660.90	8.80	—
**	ECOS 8186 With OR	1.5 gpf/5.7 Lpf	528.70	8.80	—
**	ECOS 8186-1.0 With OR	1.0 gpf/3.8 Lpf	528.70	8.80	—
**	ECOS 8186-0.5 With OR	0.5 gpf/1.9 Lpf	528.70	8.80	—
**	ECOS 8186-0.25 With OR	0.25 gpf/0.95 Lpf	528.70	8.80	—
**	ECOS 8186-0.13 With OR	0.13 gpf/0.47 Lpf	660.90	8.80	—

**Contact Your Local Sloan Representative

G2 Battery-Powered Sensor Operated Water Closet Flushometers

Battery-Powered Sensor Operated Control Module and Flex-Tube Diaphragm Flushometer with Angle Stop, Vacuum Breaker Flush Connection, Sweat Solder Kit with Cover Tube and Cast Set Screw Wall Flange – for Exposed Flushometer for 1-1/2" Top Spud Bowls.

3250404	G2 8110	Optima Plus® 3.5 gpf/13.2 Lpf	528.70	8.40	671254266810
3250400	G2 8111	Optima Plus® 1.6 gpf/6.0 Lpf	528.70	8.30	671254266094
3250289	G2 8111-1.28	Optima Plus® 1.28 gpf/4.9 Lpf	528.70	8.90	671254342460
3250422	G2 8113	Optima Plus® 3.5 gpf/13.2 Lpf	533.40	9.30	671254266834
3250421	G2 8113-1.6	Optima Plus® 1.6 gpf/6.0 Lpf	533.40	9.30	671254266841
3250423	G2 8115-1.6	Optima Plus® 1.6 gpf/6.0 Lpf	540.05	10.10	671254266858
3250295	G2 8115-1.28	Optima Plus® 1.28 gpf/4.9 Lpf	540.05	10.10	671254352544
3250413	G2 8116	Optima Plus® 3.5 gpf/13.2 Lpf	542.85	10.10	671254266865
3250407	G2 8116-1.6	Optima Plus® 1.6 gpf/6.0 Lpf	542.85	10.10	671254266872

G2 Battery-Powered Sensor Operated Urinal Flushometers

Battery-Powered Sensor Operated Control Module and Flex-Tube Diaphragm Flushometer with Angle Stop, Vacuum Breaker Flush Connection, Sweat Solder Kit with Cover Tube and Cast Set Screw Wall Flange – for Exposed Flushometer for 1-1/4" Top Urinals.

3250408	G2 8180	Optima Plus® 3.5 gpf/13.2 Lpf	528.70	8.20	671254266889
3250409	G2 8180-1.5	Optima Plus® 1.5 gpf/5.7 Lpf	528.70	8.20	671254266896
3250406	G2 8180-1	Optima Plus® 1.0 gpf/3.8 Lpf	528.70	8.20	671254266902



ECOS 8111



ECOS 8186



G2 8110



G2 8180

Code Number	Product Number	Description	List Price \$	Est. Wt. (lbs.)	UPC Code
G2 Battery-Powered Sensor Operated Urinal Flushometers – for Exposed Flushometer for 3/4" Top Spud Urinals.					
3250403	G2 8186	Optima Plus® 1.5 gpf/5.7 Lpf	528.70	8.80	671254266827
3250401	G2 8186-1	Optima Plus® 1.0 gpf/3.8 Lpf	528.70	8.80	671254266100
3250424	G2 8186-0.5	Optima Plus® 0.5 gpf/1.9 Lpf	528.70	8.80	671254266919

Royal® Optima® SMOOTH® Water Closet Flushometers

Exposed, Battery-Powered, Diaphragm Type, Sensor Activated, Water Closet Flushometers for Floor Mounted or Wall Hung Top Spud Bowls, True Mechanical Override, Four "C" batteries, Flush Accuracy Controlled by CID Technology.

3010125	ROYAL 110 SMOOTH	Water Closet Flushometer	428.15	12.50	671254322424
3910135	ROYAL 111 SMOOTH	Water Closet Flushometer	428.15	12.50	671254322417
3910072	ROYAL 111-1.28 SMOOTH	Water Closet Flushometer	428.15	12.50	671254348257
3010360	ROYAL 115 SMOOTH	Water Closet Flushometer	440.75	13.80	671254322462
3910350	ROYAL 115-1.6 SMOOTH	Water Closet Flushometer	440.75	13.80	671254322455

Royal® Optima® SMOOTH® Urinal Flushometers

Exposed, Battery-Powered, Diaphragm Type, Sensor Activated, Urinal Flushometers for Hung Top Spud Mount, True Mechanical Override, Four "C" batteries, Flush Accuracy Controlled by CID Technology.

3012460	ROYAL 180 SMOOTH	Urinal Flushometer	428.15	12.50	671254322479
3912475	ROYAL 180-1 SMOOTH	Urinal Flushometer	428.15	12.50	671254322486
3012660	ROYAL 186 SMOOTH	Urinal Flushometer	428.15	12.50	671254322431
3912670	ROYAL 186-1 SMOOTH	Urinal Flushometer	428.15	12.5	671254322448
3912650	ROYAL 186-0.5 SMOOTH	Urinal Flushometer	428.15	12.50	671254333413
3912695	ROYAL 186-0.25 SMOOTH	Urinal Flushometer	428.15	12.50	671254348851
3912698	ROYAL 186-0.13 SMOOTH	Urinal Flushometer	535.20	12.50	671254348844

G2 RESS Retrofit Kits for Royal® or Regal®

Battery-Powered Sensor Operated Control Module and Flex-Tube Diaphragm Inside Parts Kit, 4 AA Alkaline batteries. Installation Strap Wrench and Screwdriver included. Kits must be ordered to meet Flush Volume requirements of existing or new Water Closets and Urinals.

3325400	G2 RESS-C	G2 Optima Plus® Retrofit Kits for 3.5 gpf or 1.6 gpf Water Closets – Royal® or Regal®	404.50	3.50	671254267060
3325402	G2 RESS-U	G2 Optima Plus® Retrofit Kits for 1.5 gpf or 1.0 gpf Urinals – Royal® or Regal®	404.50	3.50	671254267084
3325401	G2 RESS-C-2.4	G2 Optima Plus® Retrofit Kits for Water Closets – Royal® or Regal®	404.50	3.50	671254267077
3325403	G2 RESS-U-0.5	G2 Optima Plus® Retrofit Kits for Urinals – Royal® or Regal®	404.50	3.50	671254267091
3325435	G2 RESS-C-1.28	G2 Optima Plus® Retrofit Kits for Water Closets – Royal® or Regal®	404.50	3.50	671254342453

G2 RESS Retrofit Kits for use on Zurn Flush Valves

Battery-Powered Sensor Operated Control Module and Flex-Tube Diaphragm Inside Parts Kit, 4 AA Alkaline batteries. Installation Strap Wrench and Screwdriver included. Kits must be ordered to meet Flush Volume requirements of existing or new Water Closets and Urinals.

3325410	G2 RESS-Z-C (ZURN)	G2 Optima Plus® Retrofit Kits for use on Zurn 3.5 gpf or 1.6 gpf Water Closet Valves	404.50	2.50	671254267107
3325412	G2 RESS-Z-U (ZURN)	G2 Optima Plus® Retrofit Kits for use on Zurn 1.5 gpf or 1.0 gpf Urinal Valves	404.50	2.50	671254267220
3325413	G2 RESS-Z-U-0.5 (ZURN)	G2 Optima Plus® Retrofit Kits for use on Zurn Urinal Valves	404.50	2.50	671254267237



G2 8186



110 SMOOTH



180 SMOOTH



G2 RESS-U

Code Number	Product Number	Description	List Price \$	Est. Wt. (lbs.)	UPC Code
-------------	----------------	-------------	---------------	-----------------	----------

G2 Optima Plus® Retrofit Kits with Adjustable Ground Joint

Battery-Powered Sensor Operated Control Module and Flex-Tube Diaphragm Inside Parts Kit, 4 AA Alkaline batteries. Installation Strap Wrench and Screwdriver included. Kits must be ordered to meet Flush Volume requirements of existing or new Water Closets and Urinals. Complete with Adjustable Ground Joint Tailpiece for replacement of other manufacturers' flush valves with ground joint stops.

3325404	G2 RESS-XD-C ADJ/GJ 5 C TO C	G2 Optima Plus® Retrofit Kits with Adjustable Ground Joint for 3.5 gpf or 1.6 gpf Water Closets	472.90	6.00	671254268647
3325405	G2 RESS-XD-U ADJ/GJ 5 C TO C	G2 Optima Plus® Retrofit Kits with Adjustable Ground Joint for 1.5 gpf or 1.0 gpf Urinals	472.90	6.00	671254268654
3325407	G2 RESS-XD-U-0.5 ADJ/GJ	G2 Optima Plus® Retrofit Kits with Adjustable Ground Joint for Urinals	472.90	6.00	671254268791
3325409	G2 RESS-XD-C-4.5 AD/GJ 5 C/C	G2 Optima Plus® Retrofit Kits with Adjustable Ground Joint for Urinals	472.90	6.00	671254269682

Sloan SOLIS® RESS Retrofit Kits – Convert to Solar Powered Retrofit Kits

Solar-Powered Sensor Activated Sloan SOLIS® Control Module and Inside Parts Kit, 4 “AA” Alkaline Batteries. Installation Strap Wrench and Screwdriver included. Kits must be ordered to meet the Flush Volume requirements of existing or new Water Closets and Urinals.

3375301	SOLIS RESS-C	Single Flush for 3.5 gpf or 1.6 gpf Water Closet Flushometers	442.95	3.50	671254351714
3375300	SOLIS DF RESS-C-1.6/1.1	Dual-Flush for Water Closet Flushometers	442.95	3.50	671254351424
3375302	SOLIS RESS-C-1.28	Single Flush for Water Closet Flushometers	442.95	3.50	671254351677
3375304	SOLIS RESS-U-0.50	Single Flush for Urinal Flushometers	442.95	3.50	671254351684
—	SOLIS RESS-U-0.13	Single Flush for 0.13 gpf Urinal Flushometers	553.70	—	—
—	SOLIS RESS-U-0.25	Single Flush for 0.25 gpf Urinal Flushometers	442.95	—	—
3375306	SOLIS RESS-U	Single Flush for 1.5 gpf or 1.0 gpf Urinal Flushometers	442.95	3.50	671254349711

Sloan SOLIS® Zurn Retrofit Kits

Battery-Powered Sensor Operated Control Module and Flex-Tube Diaphragm Inside Parts Kit, 4 AA Alkaline batteries. Installation Strap Wrench and Screwdriver included. Kits must be ordered to meet Flush Volume requirements of existing or new Water Closets and Urinals.

3375320	SOLIS RESS-Z-C	Single Flush for Zurn 3.5 gpf or 1.6 gpf Water Closet Flushometers	442.95	3.50	—
3375321	SOLIS RESS-Z-C-1.28	Single Flush for Zurn Water Closet Flushometers	442.95	3.50	—
3375325	SOLIS DF RESS-Z-C-1.6/1.1	Dual-Flush for Zurn Water Closet Flushometers	442.95	3.50	671254353688
3375322	SOLIS RESS-Z-U-0.50	Single Flush for Zurn Urinal Flushometers	442.95	3.50	—
3375323	SOLIS RESS-Z-U-0.25	Single Flush for Zurn Urinal Flushometers	442.95	3.50	—

Sloan SOLIS® Upgrade Kits Convert Sloan G2 Flushometers to Sloan SOLIS®

Solar-Powered Sensor Activated Sloan SOLIS® Control Module to Upgrade Existing G2 or ECOS® Flushometers. Includes Control Module and Solar Panel Assembly with Override Button(s). Does Not Include Internal Kit.

3375351	EBV-1005-A	Dual-Flush Conversion Kit for Water Closet Flushometers – G2 to Sloan SOLIS® for use with 1.6 gpf only	315.68	1.80	671254354357
3375352	EBV-1006-A	Conversion Kit for Single Flush Urinal G2 TO Sloan SOLIS®	315.68	1.80	671254368057
3375350	EBV-1007-A	Conversion Kit for Single Flush Water Closet G2 TO Sloan SOLIS®	315.68	1.80	671254368064



SOLIS RESS



SOLIS DF RESS



EBV-1005-A



EBV-1007-A

Code Number	Product Number	Description	List Price \$	Est. Wt. (lbs.)	UPC Code
-------------	----------------	-------------	---------------	-----------------	----------

Sloan ECOS® RESS Retrofit Kits

Electronic Sensor Activated Sloan ECOS® Retrofit contains Control Module and Inside Parts Kit, 4 “AA” Alkaline Batteries. Installation Strap Wrench and Screwdriver included. The closet is an electronic Dual-Flush and Urinal utilizes Smart Sense Technology™ Deferred Flush Protocol. Kits must be ordered to meet the Flush Volume requirements of existing or new Water Closets and Urinals. ECOS RESS-U-0.25 and RESS-U-0.13 Supplied with Pressure Compensating Cartridge in lieu of Flex Tube Diaphragm

3375400	ECOS RESS-C-1.6/1/1	Dual-Flush Retrofit Kit for Water Closet Flushometers	436.10	3.50	671254341678
—	ECOS RESS-U With OR	ECOS Retrofit Kits for 1.5 gpf or 1.0 gpf Urinals – Royal® or Regal®	404.50	3.50	—
—	ECOS RESS-U-0.5 With OR	ECOS Retrofit Kits for Urinals – Royal® or Regal®	404.50	3.50	—
—	ECOS RESS-U-0.25 With OR	ECOS Retrofit Kits for Urinals – Royal® or Regal®	404.50	3.50	—
—	ECOS RESS-U-0.13 With OR	ECOS Retrofit Kits for Urinals – Royal® or Regal®	505.65	3.50	—

Sloan ECOS® Upgrade Kits-Convert Sloan G2 Flushometers to ECOS®

Battery Operated, Sensor Activated Sloan ECOS® Electronic Dual-Flush Control Module and Button Assembly

3375450	EBV-1004-A	Dual-Flush Conversion Kit for Water Closet Flushometers – G2 to ECOS® for use with 1.6 gpf only	208.45	0.60	671254348066
---------	------------	---	--------	------	--------------

ETF-80 Sensor Operated Hand Washing Faucets

Include 24 VAC operation, chrome plated brass lavatory faucet with engineered black throat plate, flow control spray head, in-spout sensor with splash-proof circuit control module, 24 VAC transformer (specify plug-in or box mount hardware), 24 VAC solenoid valve with integral “Y” filter.

3365320	ETF-80-4-P	Optima® Hand Washing Faucet – (1), (3), (5), (9)	593.60	8.20	671254231856
3365321	ETF-80-4-B	Optima® Hand Washing Faucet – (1), (2), (5), (9)	608.95	8.20	671254231863
3365022	ETF-80-4-LT	Optima® Hand Washing Faucet – (1), (4), (5), (9)	565.70	6.60	671254128040
3365314	ETF-80-4-P-ADM	Optima® Hand Washing Faucet – (3), (5), (9), (11)	802.75	9.40	671254231917
3365315	ETF-80-4-B-ADM	Optima® Hand Washing Faucet – (2), (5), (9), (11)	818.05	9.40	671254231924
3365316	ETF-80-4-LT-ADM	Optima® Hand Washing Faucet – (4), (5), (9), (11)	774.85	7.80	671254231931
3365308	ETF-80-4-P-BDM	Optima® Hand Washing Faucet – (3), (5), (9), (12)	623.60	8.10	671254231894
3365309	ETF-80-4-B-BDM	Optima® Hand Washing Faucet – (2), (5), (9), (12)	638.95	8.00	671254231986
3365310	ETF-80-4-LT-BDM	Optima® Hand Washing Faucet – (4), (5), (9), (12)	595.70	6.40	671254231993
3365229	ETF-80-4-P-BDT	Optima® Hand Washing Faucet – (3), (5), (9), (13)	802.75	9.20	671254238619
3365230	ETF-80-4-B-BDT	Optima® Hand Washing Faucet – (2), (5), (9), (13)	818.05	9.20	671254238626
3365231	ETF-80-4-LT-BDT	Optima® Hand Washing Faucet – (4), (5), (9), (13)	774.85	7.60	671254238633
3365322	ETF-80-8-P	Optima® Hand Washing Faucet – (1), (3), (5), (10)	623.45	8.70	671254231870
3365323	ETF-80-8-B	Optima® Hand Washing Faucet – (1), (2), (5), (10)	639.80	8.60	671254231887
3365298	ETF-80-8-LT	Optima® Hand Washing Faucet – (1), (4), (5), (10)	595.55	7.10	671254222809
3365317	ETF-80-8-P-ADM	Optima® Hand Washing Faucet – (3), (5), (10), (11)	832.35	9.60	671254231948
3365318	ETF-80-8-B-ADM	Optima® Hand Washing Faucet – (2), (5), (10), (11)	847.65	9.50	671254231962
3365319	ETF-80-8-LT-ADM	Optima® Hand Washing Faucet – (4), (5), (10), (11)	804.45	8.00	671254231979
3365311	ETF-80-8-P-BDM	Optima® Hand Washing Faucet – (3), (5), (10), (12)	653.45	8.50	671254232006
3365312	ETF-80-8-B-BDM	Optima® Hand Washing Faucet – (2), (5), (10), (12)	690.40	8.40	671254232013
3365313	ETF-80-8-LT-BDM	Optima® Hand Washing Faucet – (4), (5), (10), (12)	625.55	6.90	671254232020
3365232	ETF-80-8-P-BDT	Optima® Hand Washing Faucet – (3), (5), (10), (13)	832.60	9.70	671254238640
3365233	ETF-80-8-B-BDT	Optima® Hand Washing Faucet – (2), (5), (10), (13)	847.90	9.60	671254238657
3365234	ETF-80-8-LT-BDT	Optima® Hand Washing Faucet – (4), (5), (10), (13)	804.70	8.10	671254238664



ECOS RESS



EBV-1004-A



ETF-80-4-P

- (1). Bak Chek (2). Box Transformer “B” (3). Plug-In Transformer “P” (4). Less Transformer “LT” (5). 0.5 gpm/1.9 Lpm Sprayhead (non aerated) (6). 2.2 gpm/8.3 Lpm Laminar Spray Head (7). Surgical Bend Spout “S” (8). Shower Head Spray 2.2 gpm/8.3 Lpm “H” (9). 4” Trim Plate (10). 8” Trim Plate (11). Above Deck Mixing Valve – MIX110AA Trim Plate “ADM” (12). Below Deck Mixing Valve – MIX60A “BDM” (13). Below Deck Thermostatic Mixing Valve – MIX135A “BDT” (14). Integral Temperature Control Spout Mixer “ISM” (15). Drain Pop Up “DPU” (16). Optima® *i.q.-cliq*® button “IC” (17). 1.5 gpm/5.7 Lpm Aerator (18). 2.2 gpm/8.3 Lpm Aerated Spray Head

Code Number	Product Number	Description	List Price \$	Est. Wt. (lbs.)	UPC Code
-------------	----------------	-------------	---------------	-----------------	----------

ETF-880 Sensor Operated Hand Washing Faucets with Metal Throat Plate

Includes chrome plated brass lavatory faucet, flow control spray head, in-spout sensor with splash-proof circuit control module, 24 VAC transformer (specify plug-in or box mount hardware), 24 VAC solenoid valve with integral "Y" filter.

3365023	ETF-880-4-B CP	Optima® Hand Washing Faucet – (1), (2), (5), (9)	639.40	6.70	671254263123
3365034	ETF-880-4-B-ADM CP	Optima® Hand Washing Faucet – (2), (5), (9), (11)	858.95	9.70	671254263185
3365137	ETF-880-4-B-BDM CP	Optima® Hand Washing Faucet – (2), (5), (9), (12)	669.40	8.40	671254263246
3365148	ETF-880-4-B-BDT CP	Optima® Hand Washing Faucet – (2), (5), (9), (13)	858.95	8.40	671254263307
3365027	ETF-880-4-LT CP	Optima® Hand Washing Faucet – (1), (5), (9)	594.00	5.20	671254263130
3365131	ETF-880-4-LT-ADM CP	Optima® Hand Washing Faucet – (5), (9), (11)	813.60	8.20	671254263192
3365142	ETF-880-4-LT-BDM CP	Optima® Hand Washing Faucet – (5), (9), (12)	624.00	6.80	671254263253
3365154	ETF-880-4-LT-BDT CP	Optima® Hand Washing Faucet – (5), (9), (13)	813.60	6.90	671254263314
3365013	ETF-880-4-P CP	Optima® Hand Washing Faucet – (1), (3), (5), (9)	623.30	6.40	671254263116
3365033	ETF-880-4-P-ADM CP	Optima® Hand Washing Faucet – (3), (5), (9), (11)	842.90	9.50	671254263178
3365136	ETF-880-4-P-BDM CP	Optima® Hand Washing Faucet – (3), (5), (9), (12)	653.30	8.10	671254263239
3365146	ETF-880-4-P-BDT CP	Optima® Hand Washing Faucet – (3), (5), (9), (13)	842.90	8.20	671254263291
3365031	ETF-880-8-B CP	Optima® Hand Washing Faucet – (1), (2), (5), (10)	665.15	7.10	671254263154
3365134	ETF-880-8-B-ADM CP	Optima® Hand Washing Faucet – (2), (5), (10), (11)	888.55	10.00	671254263215
3365144	ETF-880-8-B-BDM CP	Optima® Hand Washing Faucet – (2), (5), (10), (12)	695.15	8.80	671254263277
3365156	ETF-880-8-B-BDT CP	Optima® Hand Washing Faucet – (2), (5), (10), (13)	884.70	8.70	671254263338
3365032	ETF-880-8-LT CP	Optima® Hand Washing Faucet – (1), (5), (10)	619.75	5.60	671254263161
3365135	ETF-880-8-LT-ADM CP	Optima® Hand Washing Faucet – (5), (10), (11)	843.20	8.40	671254263222
3365145	ETF-880-8-LT-BDM CP	Optima® Hand Washing Faucet – (5), (10), (12)	649.75	7.30	671254263284
3365157	ETF-880-8-LT-BDT CP	Optima® Hand Washing Faucet – (5), (10), (13)	839.35	7.10	671254263345
3365028	ETF-880-8-P CP	Optima® Hand Washing Faucet – (1), (3), (5), (10)	649.05	6.90	671254263147
3365133	ETF-880-8-P-ADM CP	Optima® Hand Washing Faucet – (3), (5), (10), (11)	872.50	9.70	671254263208
3365143	ETF-880-8-P-BDM CP	Optima® Hand Washing Faucet – (3), (5), (10), (12)	679.05	8.50	671254263260
3365155	ETF-880-8-P-BDT CP	Optima® Hand Washing Faucet – (3), (5), (10), (13)	868.65	8.40	671254263321

ETF-500 Sensor Operated Back Mount Gooseneck Faucets

Includes 24 VAC operation, chrome plated brass wall mount gooseneck faucet, spray head or showerhead, in-spout sensor with splash-proof circuit control module, 24 VAC transformer (specify plug-in or box mount hardware), 24 VAC solenoid valve with integral "Y" filter.

3365340	ETF-500-P	Optima® Back Mount Gooseneck Faucet – (1), (3), (6)	746.30	8.40	671254234734
3365341	ETF-500-B	Optima® Back Mount Gooseneck Faucet – (1), (2), (6)	762.45	8.30	671254234741
3365284	ETF-500-LT	Optima® Back Mount Gooseneck Faucet – (1), (4), (6)	717.10	6.80	671254219649
3365342	ETF-500-H-P	Optima® Back Mount Gooseneck Faucet – (1), (3), (8)	813.05	9.10	671254234758
3365343	ETF-500-H-B	Optima® Back Mount Gooseneck Faucet – (1), (2), (8)	829.15	9.00	671254234765
3365344	ETF-500-H-LT	Optima® Back Mount Gooseneck Faucet – (1), (4), (8)	783.80	7.50	671254234772
3365335	ETF-500-S-P	Optima® Back Mount Gooseneck Faucet – (1), (3), (6), (7)	752.05	8.20	671254234680
3365336	ETF-500-S-B	Optima® Back Mount Gooseneck Faucet – (1), (2), (6), (7)	768.15	8.70	671254234697
3365285	ETF-500-S LT	Optima® Back Mount Gooseneck Faucet – (1), (4), (6), (7)	722.80	6.60	671254219656
3365337	ETF-500-S-H-P	Optima® Back Mount Gooseneck Faucet – (1), (3), (7), (8)	818.80	8.80	671254234703
3365338	ETF-500-S-H-B	Optima® Back Mount Gooseneck Faucet – (1), (2), (7), (8)	834.80	8.70	671254234710
3365339	ETF-500-S-H-LT	Optima® Back Mount Gooseneck Faucet – (1), (4), (7), (8)	789.50	7.20	671254234727
3365364	ETF-500-P-BDM	Optima® Back Mount Gooseneck Faucet – (3), (6), (12)	776.30	8.30	671254234581



ETF-880



ETF-500

- (1). Bak Chek (2). Box Transformer "B" (3). Plug-In Transformer "P" (4). Less Transformer "LT" (5). 0.5 gpm/1.9 Lpm Sprayhead (non aerated) (6). 2.2 gpm/8.3 Lpm Laminar Spray Head (7). Surgical Bend Spout "S" (8). Shower Head Spray 2.2 gpm/8.3 Lpm "H" (9). 4" Trim Plate (10). 8" Trim Plate (11). Above Deck Mixing Valve – MIX110AA Trim Plate "ADM" (12). Below Deck Mixing Valve – MIX60A "BDM" (13). Below Deck Thermostatic Mixing Valve – MIX135A "BDT" (14). Integral Temperature Control Spout Mixer "ISM" (15). Drain Pop Up "DPU" (16). Optima® *i.q.-cliq* button "IC" (17). 1.5 gpm/5.7 Lpm Aerator (18). 2.2 gpm/8.3 Lpm Aerated Spray Head

Code Number	Product Number	Description	List Price \$	Est. Wt. (lbs.)	UPC Code
3365367	ETF-500-B-BDM	Optima® Back Mount Gooseneck Faucet – (2), (6), (12)	792.45	8.20	671254234598
3365371	ETF-500-LT-BDM	Optima® Back Mount Gooseneck Faucet – (4), (6), (12)	747.10	6.70	671254234604
3365374	ETF-500-H-P-BDM	Optima® Back Mount Gooseneck Faucet – (3), (8), (12)	843.05	8.90	671254234611
3365378	ETF-500-H-B-BDM	Optima® Back Mount Gooseneck Faucet – (2), (8), (12)	859.15	8.80	671254234628
3365382	ETF-500-H-LT-BDM	Optima® Back Mount Gooseneck Faucet – (4), (8), (12)	813.80	7.30	671254234635
3365345	ETF-500-S-P-BDM	Optima® Back Mount Gooseneck Faucet – (3), (6), (7), (12)	782.05	8.00	671254234529
3365346	ETF-500-S-B-BDM	Optima® Back Mount Gooseneck Faucet – (2), (6), (7), (12)	798.15	8.00	671254234536
3365352	ETF-500-S LT-BDM	Optima® Back Mount Gooseneck Faucet – (4), (6), (7), (12)	752.80	6.40	671254234543
3365353	ETF-500-S-H-P-BDM	Optima® Back Mount Gooseneck Faucet – (3), (7), (8), (12)	848.80	8.70	671254234550
3365357	ETF-500-S-H-B-BDM	Optima® Back Mount Gooseneck Faucet – (3), (7), (8), (12)	864.80	8.60	671254234567
3365360	ETF-500-S-H-LT-BDM	Optima® Back Mount Gooseneck Faucet – (4), (7), (8), (12)	819.50	7.00	671254234574
3365235	ETF-500-P-BDT	Optima® Back Mount Gooseneck Faucet – (3), (6), (13)	965.90	9.50	671254239074
3365236	ETF-500-B-BDT	Optima® Back Mount Gooseneck Faucet – (2), (6), (13)	982.05	9.40	671254239081
3365237	ETF-500-LT-BDT	Optima® Back Mount Gooseneck Faucet – (4), (6), (13)	936.65	7.80	671254239098
3365238	ETF-500-H-P-BDT	Optima® Back Mount Gooseneck Faucet – (3), (8), (13)	1032.65	10.10	671254239104
3365239	ETF-500-H-B-BDT	Optima® Back Mount Gooseneck Faucet – (2), (8), (13)	1048.75	10.00	671254239418
3365240	ETF-500-H-LT-BDT	Optima® Back Mount Gooseneck Faucet – (4), (8), (13)	1003.35	8.50	671254239425
3365241	ETF-500-S-P-BDT	Optima® Back Mount Gooseneck Faucet – (3), (6), (7), (13)	971.65	9.20	671254239432
3365242	ETF-500-S-B-BDT	Optima® Back Mount Gooseneck Faucet – (2), (6), (7), (13)	987.75	9.10	671254239449
3365243	ETF-500-S LT-BDT	Optima® Back Mount Gooseneck Faucet – (4), (6), (7), (13)	942.35	7.60	671254239456
3365244	ETF-500-S-H-P-BDT	Optima® Back Mount Gooseneck Faucet – (3), (7), (8), (13)	1038.35	9.80	671254239463
3365245	ETF-500-S-H-B-BDT	Optima® Back Mount Gooseneck Faucet – (2), (7), (8), (13)	1054.40	9.80	671254239470
3365246	ETF-500-S-H-LT-BDT	Optima® Back Mount Gooseneck Faucet – (4), (7), (8), (13)	1009.05	8.20	671254239487

ETF-600 – 4” Centerset Sensor Operated Hand Washing Faucets

Includes chrome plated brass lavatory faucet, flow control spray head, in-spout sensor with splash-proof circuit control module. 24 VAC Transformer (specify plug-in or box mount hardware), 24 VAC solenoid valve with integral “Y” filter.

3365330	ETF-600-P	Optima® Hand Washing Faucet – (1), (3), (5)	531.85	10.10	671254234109
3365331	ETF-600-B	Optima® Hand Washing Faucet – (1), (2), (5)	547.95	10.00	671254234116
3365055	ETF-600-LT	Optima® Hand Washing Faucet – (1), (4), (5)	502.65	8.50	671254136038
3365324	ETF-600-P-BDM	Optima® Hand Washing Faucet – (3), (5), (12)	561.85	9.90	671254234048
3365325	ETF-600-B-BDM	Optima® Hand Washing Faucet – (2), (5), (12)	577.95	9.80	671254234055
3365326	ETF-600-LT-BDM	Optima® Hand Washing Faucet – (4), (5), (12)	532.65	8.30	671254234062
3365247	ETF-600-P-BDT	Optima® Hand Washing Faucet – (3), (5), (13)	751.45	11.10	671254238817
3365248	ETF-600-B-BDT	Optima® Hand Washing Faucet – (2), (5), (13)	767.55	11.00	671254238824
3365249	ETF-600-LT-BDT	Optima® Hand Washing Faucet – (4), (5), (13)	722.25	9.40	671254238848
3365332	ETF-600-8-P	Optima® Hand Washing Faucet – (1), (3), (5)	598.00	10.60	671254234123
3365333	ETF-600-8-B	Optima® Hand Washing Faucet – (1), (2), (5)	614.10	10.50	671254234130
3365334	ETF-600-8-LT	Optima® Hand Washing Faucet – (1), (4), (5)	568.80	9.00	671254234147
3365327	ETF-600-8-P-BDM	Optima® Hand Washing Faucet – (3), (5), (10), (12)	628.00	10.40	671254234079
3365328	ETF-600-8-B-BDM	Optima® Hand Washing Faucet – (2), (5), (10), (12)	644.10	10.40	671254234086
3365329	ETF-600-8-LT-BDM	Optima® Hand Washing Faucet – (4), (5), (10), (12)	598.80	8.80	671254234093
3365250	ETF-600-8-P-BDT	Optima® Hand Washing Faucet – (3), (5), (10), (13)	817.60	11.60	671254238855
3365263	ETF-600-8-B-BDT	Optima® Hand Washing Faucet – (2), (5), (10), (13)	833.70	11.50	671254238862
3365264	ETF-600-8-LT-BDT	Optima® Hand Washing Faucet – (4), (5), (10), (13)	788.40	10.00	671254238879



ETF-600

- (1). Bak Chek (2). Box Transformer “B” (3). Plug-In Transformer “P” (4). Less Transformer “LT” (5). 0.5 gpm/1.9 Lpm Sprayhead (non aerated)
 (6). 2.2 gpm/8.3 Lpm Laminar Spray Head (7). Surgical Bend Spout “S” (8). Shower Head Spray 2.2 gpm/8.3 Lpm “H” (9). 4” Trim Plate (10). 8” Trim Plate
 (11). Above Deck Mixing Valve – MIX110AA Trim Plate “ADM” (12). Below Deck Mixing Valve – MIX60A “BDM” (13). Below Deck Thermostatic Mixing Valve – MIX135A “BDT”
 (14). Integral Temperature Control Spout Mixer “ISM” (15). Drain Pop Up “DPU” (16). Optima® *i.q.-cliq*® button “IC” (17). 1.5 gpm/5.7 Lpm Aerator (18). 2.2 gpm/8.3 Lpm Aerated Spray Head

Code Number	Product Number	Description	List Price \$	Est. Wt. (lbs.)	UPC Code
-------------	----------------	-------------	---------------	-----------------	----------

ETF-610 Sensor Operated Hand Washing Faucets

Includes chrome plated brass pedestal lavatory faucet, flow control spray head, In-Spout sensor with splash-proof circuit control module, 24 VAC transformer (specify plug-in or box mount hardware), 24 VAC solenoid valve with integral "Y" filter.

3365163	ETF-610-4-P	Optima® Hand Washing Faucet – (1), (3), (5), (9)	571.00	7.60	671254234253
3365164	ETF-610-4-B	Optima® Hand Washing Faucet – (1), (2), (5), (9)	587.10	7.50	671254234260
3365293	ETF-610-4-LT	Optima® Hand Washing Faucet – (1), (4), (5), (9)	541.75	6.00	671254224933
3365168	ETF-610-4-P-BDM	Optima® Hand Washing Faucet – (3), (5), (9), (11)	601.00	7.40	671254234185
3365169	ETF-610-4-B-BDM	Optima® Hand Washing Faucet – (2), (5), (9), (11)	617.10	7.30	671254234192
3365170	ETF-610-4-LT-BDM	Optima® Hand Washing Faucet – (4), (5), (9), (11)	571.75	5.80	671254234208
3365266	ETF-610-4-P-BDT	Optima® Hand Washing Faucet – (3), (5), (9), (13)	790.55	8.60	671254238909
3365267	ETF-610-4-B-BDT	Optima® Hand Washing Faucet – (2), (5), (9), (13)	806.70	8.50	671254238916
3365268	ETF-610-4-LT-BDT	Optima® Hand Washing Faucet – (4), (5), (9), (13)	761.40	7.00	671254238923
3365165	ETF-610-8-P	Optima® Hand Washing Faucet – (1), (3), (5), (10)	612.65	7.80	671254234277
3365166	ETF-610-8-B	Optima® Hand Washing Faucet – (1), (2), (5), (10)	628.75	7.70	671254234284
3365167	ETF-610-8-LT	Optima® Hand Washing Faucet – (1), (4), (5), (10)	583.40	6.20	671254234291
3365174	ETF-610-8-P-ADM	Optima® Hand Washing Faucet – (3), (5), (10), (11)	885.35	9.20	671254234154
3365175	ETF-610-8-B-ADM	Optima® Hand Washing Faucet – (2), (5), (10), (11)	901.45	9.20	671254234161
3365176	ETF-610-8-LT-ADM	Optima® Hand Washing Faucet – (4), (5), (10), (11)	856.10	7.60	671254234178
3365171	ETF-610-8-P-BDM	Optima® Hand Washing Faucet – (3), (5), (10), (12)	642.65	7.60	671254234215
3365172	ETF-610-8-B-BDM	Optima® Hand Washing Faucet – (2), (5), (10), (12)	658.75	7.60	671254234222
3365173	ETF-610-8-LT-BDM	Optima® Hand Washing Faucet – (4), (5), (10), (12)	613.40	6.00	671254234246
3365269	ETF-610-8-P-BDT	Optima® Hand Washing Faucet – (3), (5), (10), (13)	832.20	8.80	671254238930
3365270	ETF-610-8-B-BDT	Optima® Hand Washing Faucet – (2), (5), (10), (13)	848.35	8.70	671254238947
3365271	ETF-610 LT-BDT	Optima® Hand Washing Faucet – (4), (5), (10), (13)	803.05	7.20	671254238954

ETF-660 On-Q® Sensor Operated Hand Washing Faucets

Includes chrome plated brass lavatory faucet, flow control spray head, On-Q® sensor with splash-proof circuit control module, 24 VAC transformer (specify plug-in or box mount hardware), 24 VAC solenoid valve with integral "Y" filter.

3365423	ETF-660-4-P	Optima® On-Q® Hand Washing Faucet – (1), (3), (9)	541.05	7.50	671254235366
3365424	ETF-660-4-B	Optima® On-Q® Hand Washing Faucet – (1), (2), (9)	557.15	7.50	671254235373
3365020	ETF-660-4-LT	Optima® On-Q® Hand Washing Faucet – (1), (4), (9)	511.80	5.90	671254128026
3365385	ETF-660-4-P-ADM	Optima® On-Q® Hand Washing Faucet – (3), (5), (9), (11)	760.65	8.70	671254235472
3365389	ETF-660-4-B-ADM	Optima® On-Q® Hand Washing Faucet – (2), (5), (9), (11)	776.70	8.60	671254235489
3365393	ETF-660-4-LT-ADM	Optima® On-Q® Hand Washing Faucet – (4), (5), (9), (11)	731.40	7.10	671254235496
3365405	ETF-660-4-P-BDM	Optima® On-Q® Hand Washing Faucet – (3), (5), (9), (12)	571.05	7.50	671254235533
3365406	ETF-660-4-B-BDM	Optima® On-Q® Hand Washing Faucet – (2), (5), (9), (12)	587.15	7.50	671254235540
3365407	ETF-660-4-LT-BDM	Optima® On-Q® Hand Washing Faucet – (4), (5), (9), (12)	541.80	5.90	671254235557
3365272	ETF-660-4-P-BDT	Optima® On-Q® Hand Washing Faucet – (3), (5), (9), (13)	760.65	8.70	671254238985
3365273	ETF-660-4-B-BDT	Optima® On-Q® Hand Washing Faucet – (2), (5), (9), (13)	776.70	8.60	671254238992
3365274	ETF-660-4-LT-BDT	Optima® On-Q® Hand Washing Faucet – (4), (5), (9), (13)	731.40	7.10	671254239005
3365425	ETF-660-8-P	Optima® On-Q® Hand Washing Faucet – (1), (3), (10)	570.90	7.90	671254235380
3365426	ETF-660-8-B	Optima® On-Q® Hand Washing Faucet – (1), (2), (10)	587.00	7.80	671254235397
3365427	ETF-660-8-LT	Optima® On-Q® Hand Washing Faucet – (1), (4), (10)	541.65	6.30	671254235403
3365397	ETF-660-8-P-ADM	Optima® On-Q® Hand Washing Faucet – (3), (5), (10), (11)	776.60	9.10	671254235502



ETF-610



ETF-660-4-LT

(1). Bak Chek (2). Box Transformer "B" (3). Plug-In Transformer "P" (4). Less Transformer "LT" (5). 0.5 gpm/1.9 Lpm Sprayhead (non aerated) (6). 2.2 gpm/8.3 Lpm Laminar Spray Head (7). Surgical Bend Spout "S" (8). Shower Head Spray 2.2 gpm/8.3 Lpm "H" (9). 4" Trim Plate (10). 8" Trim Plate (11). Above Deck Mixing Valve – MIX110AA Trim Plate "ADM" (12). Below Deck Mixing Valve – MIX60A "BDM" (13). Below Deck Thermostatic Mixing Valve – MIX135A "BDT" (14). Integral Temperature Control Spout Mixer "ISM" (15). Drain Pop Up "DPU" (16). Optima® i.q.-cliq® button "IC" (17). 1.5 gpm/5.7 Lpm Aerator (18). 2.2 gpm/8.3 Lpm Aerated Spray Head

Code Number	Product Number	Description	List Price \$	Est. Wt. (lbs.)	UPC Code
3365403	ETF-660-8-B-ADM	Optima® On-Q® Hand Washing Faucet – (2), (5), (10), (11)	792.65	9.00	671254235519
3365404	ETF-660-8-LT-ADM	Optima® On-Q® Hand Washing Faucet – (4), (5), (10), (11)	747.35	7.40	671254235526
3365408	ETF-660-8-P-BDM	Optima® On-Q® Hand Washing Faucet – (3), (5), (10), (12)	600.90	7.90	671254235564
3365409	ETF-660-8-B-BDM	Optima® On-Q® Hand Washing Faucet – (2), (5), (10), (12)	617.00	7.80	671254235571
3365410	ETF-660-8-LT-BDM	Optima® On-Q® Hand Washing Faucet – (4), (5), (10), (12)	571.65	6.30	671254235588
3365275	ETF-660-8-P-BDT	Optima® On-Q® Hand Washing Faucet – (3), (5), (10), (13)	790.50	9.10	671254239616
3365276	ETF-660-8-B-BDT	Optima® On-Q® Hand Washing Faucet – (2), (5), (10), (13)	806.55	9.00	671254239623
3365277	ETF-660-8-LT-BDT	Optima® On-Q® Hand Washing Faucet – (4), (5), (10), (13)	761.25	7.40	671254239630

ETF-700 Sensor Operated Deck Mount Gooseneck Faucets

Includes chrome plated brass deck mount faucet, spray head or showerhead, in-spout sensor with splash-proof circuit control module, 24 VAC transformer (specify plug-in or box mount hardware), 24 VAC solenoid valve with integral “Y” filter.

3365177	ETF-700-4-P	Optima® Gooseneck Faucet – (1), (3), (6), (9)	680.65	8.20	671254233522
3365178	ETF-700-4-B	Optima® Gooseneck Faucet – (1), (2), (6), (9)	696.70	8.10	671254233539
3365286	ETF-700-4-LT	Optima® Gooseneck Faucet – (1), (4), (6), (9)	651.35	6.60	671254219625
3365010	ETF-700-H-4-P	Optima® Gooseneck Faucet – (1), (3), (8), (9)	747.35	8.80	671254136113
3365011	ETF-700-H-4-B	Optima® Gooseneck Faucet – (1), (2), (8), (9)	778.30	8.80	671254136120
3365115	ETF-700-H-4-LT	Optima® Gooseneck Faucet – (1), (4), (8), (9)	718.05	7.20	671254146587
3365193	ETF-700-4-P-BDM	Optima® Gooseneck Faucet – (3), (6), (9), (12)	710.65	6.10	671254233683
3365194	ETF-700-4-B-BDM	Optima® Gooseneck Faucet – (2), (6), (9), (12)	726.70	6.10	671254233690
3365195	ETF-700-4-LT-BDM	Optima® Gooseneck Faucet – (4), (6), (9), (12)	681.35	4.50	671254233706
3365196	ETF-700-H-4-P-BDM	Optima® Gooseneck Faucet – (3), (8), (9), (12)	777.35	6.70	671254233775
3365197	ETF-700-H-4-B-BDM	Optima® Gooseneck Faucet – (2), (8), (9), (12)	808.30	6.70	671254233782
3365198	ETF-700-H-4-LT-BDM	Optima® Gooseneck Faucet – (4), (8), (9), (12)	748.05	5.10	671254233799
3365278	ETF-700-4-P-BDT	Optima® Gooseneck Faucet – (3), (6), (9), (13)	900.20	7.30	671254239111
3365279	ETF-700-4-B-BDT	Optima® Gooseneck Faucet – (2), (6), (9), (13)	916.30	7.20	671254239128
3365280	ETF-700-4-LT-BDT	Optima® Gooseneck Faucet – (4), (6), (9), (13)	870.90	5.70	671254239135
3365434	ETF-700-H-4-P-BDT	Optima® Gooseneck Faucet – (3), (8), (9), (13)	966.90	7.90	671254239173
3365435	ETF-700-H-4-B-BDT	Optima® Gooseneck Faucet – (2), (8), (9), (13)	983.05	7.80	671254239180
3365436	ETF-700-H-4-LT-BDT	Optima® Gooseneck Faucet – (4), (8), (9), (13)	937.60	6.30	671254239197
3365179	ETF-700-8-P	Optima® Gooseneck Faucet – (1), (3), (6), (10)	726.45	8.50	671254233546
3365180	ETF-700-8-B	Optima® Gooseneck Faucet – (1), (2), (6), (10)	742.50	8.40	671254233553
3365181	ETF-700-8-LT	Optima® Gooseneck Faucet – (1), (4), (6), (10)	697.15	6.80	671254233560
3365182	ETF-700-H-8-P	Optima® Gooseneck Faucet – (1), (3), (8), (10)	793.15	9.10	671254233577
3365183	ETF-700-H-8-B	Optima® Gooseneck Faucet – (1), (2), (8), (10)	824.10	9.00	671254233584
3365184	ETF-700-H-8-LT	Optima® Gooseneck Faucet – (1), (4), (8), (10)	763.85	7.40	671254233591
3365223	ETF-700-8-P-ADM	Optima® Gooseneck Faucet – (3), (6), (10), (11)	1003.30	8.00	671254233744
3365224	ETF-700-8-B-ADM	Optima® Gooseneck Faucet – (2), (6), (10), (11)	1019.35	7.90	671254233751
3365225	ETF-700-8-LT-ADM	Optima® Gooseneck Faucet – (4), (6), (10), (11)	974.00	6.40	671254233768
3365226	ETF-700-H-8-P-ADM	Optima® Gooseneck Faucet – (3), (8), (10), (11)	1070.00	8.60	671254233836
3365227	ETF-700-H-8-B-ADM	Optima® Gooseneck Faucet – (2), (8), (10), (11)	1100.95	8.50	671254233843
3365228	ETF-700-H-8-LT-ADM	Optima® Gooseneck Faucet – (4), (8), (10), (11)	1040.70	7.00	671254233850
3365199	ETF-700-8-P-BDM	Optima® Gooseneck Faucet – (3), (6), (10), (12)	756.45	6.40	671254233713
3365200	ETF-700-8-B-BDM	Optima® Gooseneck Faucet – (2), (6), (10), (12)	772.50	6.30	671254233720



ETF-700-4-P



ETF-700-H

(1). Bak Chek (2). Box Transformer “B” (3). Plug-In Transformer “P” (4). Less Transformer “LT” (5). 0.5 gpm/1.9 Lpm Sprayhead (non aerated)
 (6). 2.2 gpm/8.3 Lpm Laminar Spray Head (7). Surgical Bend Spout “S” (8). Shower Head Spray 2.2 gpm/8.3 Lpm “H” (9). 4” Trim Plate (10). 8” Trim Plate
 (11). Above Deck Mixing Valve – MIX110AA Trim Plate “ADM” (12). Below Deck Mixing Valve – MIX60A “BDM” (13). Below Deck Thermostatic Mixing Valve – MIX135A “BDT”
 (14). Integral Temperature Control Spout Mixer “ISM” (15). Drain Pop Up “DPU” (16). Optima® *i.q.-cliq*® button “IC” (17). 1.5 gpm/5.7 Lpm Aerator (18). 2.2 gpm/8.3 Lpm Aerated Spray Head

Code Number	Product Number	Description	List Price \$	Est. Wt. (lbs.)	UPC Code
3365201	ETF-700-8-LT-BDM	Optima® Gooseneck Faucet – (4), (6), (10), (12)	727.15	4.70	671254233737
3365202	ETF-700-H-8-P-BDM	Optima® Gooseneck Faucet – (3), (8), (10), (12)	823.15	7.00	671254233805
3365203	ETF-700-H-8-B-BDM	Optima® Gooseneck Faucet – (2), (8), (10), (12)	854.10	6.90	671254233812
3365204	ETF-700-H-8-LT-BDM	Optima® Gooseneck Faucet – (4), (8), (10), (12)	793.85	5.40	671254233829
3365281	ETF-700-8-P-BDT	Optima® Gooseneck Faucet – (3), (6), (10), (13)	946.00	7.50	671254239142
3365282	ETF-700-8-B-BDT	Optima® Gooseneck Faucet – (2), (6), (10), (13)	962.10	7.50	671254239159
3365433	ETF-700-8-LT-BDT	Optima® Gooseneck Faucet – (4), (6), (10), (13)	916.70	5.70	671254239166
3365437	ETF-700-H-8-P-BDT	Optima® Gooseneck Faucet – (3), (8), (10), (13)	1012.70	8.20	671254239203
3365438	ETF-700-H-8-B-BDT	Optima® Gooseneck Faucet – (2), (8), (10), (13)	1028.85	8.10	671254239210
3365439	ETF-700-H-8-LT-BDT	Optima® Gooseneck Faucet – (4), (8), (10), (13)	983.40	6.50	671254239227

ETF-700-S Sensor Operated Deck Mount Surgical Bend Gooseneck Faucets

Includes chrome plated brass deck mount surgical bend gooseneck faucet, spray head or showerhead, in-spout sensor with splash-proof circuit control module, 24 VAC transformer (specify plug-in or box mount hardwire), 24 VAC solenoid valve with integral “Y” filter.

3365185	ETF-700-S-4-P	Optima® Surgical Bend Gooseneck Faucet – (1), (3), (6), (7), (9)	686.30	10.40	671254233607
3365186	ETF-700-S-4-B	Optima® Surgical Bend Gooseneck Faucet – (1), (2), (6), (7), (9)	702.35	10.30	671254233614
3365287	ETF-700-S-4-LT	Optima® Surgical Bend Gooseneck Faucet – (1), (4), (6), (7), (9)	657.05	8.80	671254219632
3365018	ETF-700-S-H-4-P	Optima® Surgical Bend Gooseneck Faucet – (1), (3), (6), (7), (8), (9)	753.05	11.00	671254136199
3365019	ETF-700-S-H-4-B	Optima® Surgical Bend Gooseneck Faucet – (1), (2), (6), (7), (8), (9)	769.10	10.90	671254136205
3365117	ETF-700-S-H-4-LT	Optima® Surgical Bend Gooseneck Faucet – (1), (4), (6), (7), (8), (9)	723.75	9.40	671254146600
3365217	ETF-700-S-4-P-BDM	Optima® Surgical Bend Gooseneck Faucet – (3), (6), (7), (9), (12)	716.30	8.30	671254233867
3365218	ETF-700-S-4-B-BDM	Optima® Surgical Bend Gooseneck Faucet – (2), (6), (7), (9), (12)	732.35	8.30	671254233874
3365219	ETF-700-S-4-LT-BDM	Optima® Surgical Bend Gooseneck Faucet – (4), (6), (7), (9), (12)	687.05	6.70	671254233881
3365220	ETF-700-S-H-4-P-BDM	Optima® Surgical Bend Gooseneck Faucet – (3), (7), (8), (10)	783.05	8.90	671254233959
3365221	ETF-700-S-H-4-B-BDM	Optima® Surgical Bend Gooseneck Faucet – (2), (7), (8), (10)	799.10	8.90	671254233966
3365222	ETF-700-S-H-4-LT-BDM	Optima® Surgical Bend Gooseneck Faucet – (4), (7), (8), (10)	753.75	7.30	671254233973
3365440	ETF-700-S-4-P-BDT	Optima® Surgical Bend Gooseneck Faucet – (3), (6), (7), (9), (13)	905.85	9.50	671254239234
3365441	ETF-700-S-4-B-BDT	Optima® Surgical Bend Gooseneck Faucet – (2), (6), (7), (9), (13)	921.95	9.40	671254239241
3365443	ETF-700-S-4-LT-BDT	Optima® Surgical Bend Gooseneck Faucet – (4), (6), (7), (9), (13)	876.60	7.90	671254239258
3365447	ETF-700-S-H-4-P-BDT	Optima® Surgical Bend Gooseneck Faucet – (3), (7), (8), (9), (13)	961.45	10.10	671254239296
3365448	ETF-700-S-H-4-B-BDT	Optima® Surgical Bend Gooseneck Faucet – (2), (7), (8), (9), (13)	977.55	10.00	671254239302
3365449	ETF-700-S-H-4-LT-BDT	Optima® Surgical Bend Gooseneck Faucet – (4), (7), (8), (9), (13)	932.25	8.50	671254239319
3365187	ETF-700-S-8-P	Optima® Surgical Bend Gooseneck Faucet – (1), (3), (6), (7), (10)	732.10	10.70	671254233621
3365188	ETF-700-S-8-B	Optima® Surgical Bend Gooseneck Faucet – (1), (2), (6), (7), (10)	748.15	10.60	671254233638
3365189	ETF-700-S-8-LT	Optima® Surgical Bend Gooseneck Faucet – (1), (4), (6), (7), (10)	702.85	9.00	671254233645
3365190	ETF-700-S-H-8-P	Optima® Surgical Bend Gooseneck Faucet – (1), (3), (6), (7), (8), (10)	798.85	11.30	671254233652
3365191	ETF-700-S-H-8-B	Optima® Surgical Bend Gooseneck Faucet – (1), (2), (6), (7), (8), (10)	814.90	11.20	671254233669
3365192	ETF-700-S-H-8-LT	Optima® Surgical Bend Gooseneck Faucet – (1), (4), (6), (7), (8), (10)	769.55	9.60	671254233676
3365205	ETF-700-S-8-P-ADM	Optima® Surgical Bend Gooseneck Faucet – (3), (6), (7), (10), (11)	1008.95	10.20	671254233928
3365206	ETF-700-S-8-B-ADM	Optima® Surgical Bend Gooseneck Faucet – (2), (6), (7), (10), (11)	1034.80	10.10	671254233935
3365207	ETF-700-S-8-LT-ADM	Optima® Surgical Bend Gooseneck Faucet – (4), (6), (7), (10), (11)	989.70	8.60	671254233942
3365208	ETF-700-S-H-8-P-ADM	Optima® Surgical Bend Gooseneck Faucet – (3), (7), (8), (10), (11)	1075.70	8.60	671254234017
3365209	ETF-700-S-H-8-B-ADM	Optima® Surgical Bend Gooseneck Faucet – (2), (7), (8), (10), (11)	1091.75	8.50	671254234024
3365210	ETF-700-S-H-8-LT-ADM	Optima® Surgical Bend Gooseneck Faucet – (4), (7), (8), (10), (11)	1046.40	9.20	671254234031



ETF-700-S

- (1). Bak Chek (2). Box Transformer “B” (3). Plug-In Transformer “P” (4). Less Transformer “LT” (5). 0.5 gpm/1.9 Lpm Sprayhead (non aerated)
 (6). 2.2 gpm/8.3 Lpm Laminar Spray Head (7). Surgical Bend Spout “S” (8). Shower Head Spray 2.2 gpm/8.3 Lpm “H” (9). 4” Trim Plate (10). 8” Trim Plate
 (11). Above Deck Mixing Valve – MIX110AA Trim Plate “ADM” (12). Below Deck Mixing Valve – MIX60A “BDM” (13). Below Deck Thermostatic Mixing Valve – MIX135A “BDT”
 (14). Integral Temperature Control Spout Mixer “ISM” (15). Drain Pop Up “DPU” (16). Optima® *i.q.-cliq*® button “IC” (17). 1.5 gpm/5.7 Lpm Aerator (18). 2.2 gpm/8.3 Lpm Aerated Spray Head

Pricing subject to change without notice. For most current pricing, refer to online price sheets at www.sloanvalve.com

Code Number	Product Number	Description	List Price \$	Est. Wt. (lbs.)	UPC Code
3365211	ETF-700-S-8-P-BDM	Optima® Surgical Bend Gooseneck Faucet – (3), (6), (7), (10), (12)	762.10	8.60	671254233898
3365212	ETF-700-S-8-B-BDM	Optima® Surgical Bend Gooseneck Faucet – (2), (6), (7), (10), (12)	778.15	8.50	671254233904
3365213	ETF-700-S-8-LT-BDM	Optima® Surgical Bend Gooseneck Faucet – (4), (6), (7), (10), (12)	732.85	6.90	671254233911
3365214	ETF-700-S-H-8-P-BDM	Optima® Surgical Bend Gooseneck Faucet – (3), (7), (8), (10), (12)	828.85	9.20	671254233980
3365215	ETF-700-S-H-8-B-BDM	Optima® Surgical Bend Gooseneck Faucet – (2), (7), (8), (10), (12)	844.90	9.10	671254233997
3365216	ETF-700-S-H-8-LT-BDM	Optima® Surgical Bend Gooseneck Faucet – (4), (7), (8), (10), (12)	799.55	7.50	671254234000
3365444	ETF-700-S-8-P-BDT	Optima® Surgical Bend Gooseneck Faucet – (3), (6), (7), (10), (13)	951.65	9.70	671254239265
3365445	ETF-700-S-8-B-BDT	Optima® Surgical Bend Gooseneck Faucet – (2), (6), (7), (10), (13)	967.75	9.70	671254239272
3365446	ETF-700-S-8-LT-BDT	Optima® Surgical Bend Gooseneck Faucet – (4), (6), (7), (10), (13)	922.40	8.20	671254239289
3365450	ETF-700-S-H-8-P-BDT	Optima® Surgical Bend Gooseneck Faucet – (3), (7), (8), (10), (13)	1007.25	10.30	671254239326
3365451	ETF-700-S-H-8-B-BDT	Optima® Surgical Bend Gooseneck Faucet – (2), (7), (8), (10), (13)	1023.35	10.30	671254239333
3365452	ETF-700-S-H-8-LT-BDT	Optima® Surgical Bend Gooseneck Faucet – (4), (7), (8), (10), (13)	978.05	8.70	671254239340

ETF-770 On-Q® Sensor Operated Deck Mount Gooseneck Faucets

Includes chrome plated brass deck mount gooseneck faucet, spray head, On-Q® sensor with splash-proof circuit control module, 24 VAC transformer (specify plug-in or box mount hardware), 24 VAC solenoid valve with integral “Y” filter.

3365428	ETF-770-4-P	Optima® On-Q® Gooseneck Faucet – (1), (3), (6), (9)	557.75	7.30	671254235410
3365429	ETF-770-4-B	Optima® On-Q® Gooseneck Faucet – (1), (2), (6), (9)	573.85	7.20	671254235427
3365021	ETF-770-4-LT	Optima® On-Q® Gooseneck Faucet – (1), (4), (6), (9)	528.45	5.70	671254128033
3365411	ETF-770-4-P-ADM	Optima® On-Q® Gooseneck Faucet – (3), (6), (9), (11)	777.35	8.50	671254235595
3365412	ETF-770-4-B-ADM	Optima® On-Q® Gooseneck Faucet – (2), (6), (9), (11)	793.40	8.40	671254235601
3365413	ETF-770-4-LT-ADM	Optima® On-Q® Gooseneck Faucet – (4), (6), (9), (11)	748.05	6.90	671254235618
3365417	ETF-770-4-P-BDM	Optima® On-Q® Gooseneck Faucet – (3), (6), (9), (12)	587.75	7.30	671254235656
3365418	ETF-770-4-B-BDM	Optima® On-Q® Gooseneck Faucet – (2), (6), (9), (12)	603.85	7.20	671254235663
3365419	ETF-770-4-LT-BDM	Optima® On-Q® Gooseneck Faucet – (4), (6), (9), (12)	558.45	5.70	671254235670
3365453	ETF-770-4-P-BDT	Optima® On-Q® Gooseneck Faucet – (3), (6), (9), (13)	777.35	8.50	671254239647
3365454	ETF-770-4-B-BDT	Optima® On-Q® Gooseneck Faucet – (2), (6), (9), (13)	793.40	8.40	671254239654
3365455	ETF-770-4-LT-BDT	Optima® On-Q® Gooseneck Faucet – (4), (6), (9), (13)	748.05	6.90	671254239661
3365430	ETF-770-8-P	Optima® On-Q® Gooseneck Faucet – (1), (3), (6), (10)	587.60	7.60	671254235441
3365431	ETF-770-8-B	Optima® On-Q® Gooseneck Faucet – (1), (2), (6), (10)	603.70	7.60	671254235458
3365432	ETF-770-8-LT	Optima® On-Q® Gooseneck Faucet – (1), (4), (6), (10)	558.30	6.00	671254235465
3365414	ETF-770-8-P-ADM	Optima® On-Q® Gooseneck Faucet – (3), (6), (10), (11)	793.30	8.90	671254235625
3365415	ETF-770-8-B-ADM	Optima® On-Q® Gooseneck Faucet – (2), (6), (10), (11)	809.35	8.80	671254235632
3365416	ETF-770-8-LT-ADM	Optima® On-Q® Gooseneck Faucet – (4), (6), (10), (11)	764.00	7.20	671254235649
3365420	ETF-770-8-P-BDM	Optima® On-Q® Gooseneck Faucet – (3), (6), (10), (12)	617.60	7.70	671254235687
3365421	ETF-770-8-B-BDM	Optima® On-Q® Gooseneck Faucet – (2), (6), (10), (12)	633.70	7.60	671254235700
3365422	ETF-770-8-LT-BDM	Optima® On-Q® Gooseneck Faucet – (4), (6), (10), (12)	588.30	6.10	671254235717
3365456	ETF-770-8-P-BDT	Optima® On-Q® Gooseneck Faucet – (3), (6), (10), (13)	807.20	8.80	671254239678
3365457	ETF-770-8-B-BDT	Optima® On-Q® Gooseneck Faucet – (2), (6), (10), (13)	823.25	8.70	671254239685
3365458	ETF-770-8-LT-BDT	Optima® On-Q® Gooseneck Faucet – (4), (6), (10), (13)	777.90	7.20	671254239692



ETF-770-4-P

(1). Bak Chek (2). Box Transformer “B” (3). Plug-In Transformer “P” (4). Less Transformer “LT” (5). 0.5 gpm/1.9 Lpm Sprayhead (non aerated)
(6). 2.2 gpm/8.3 Lpm Laminar Spray Head (7). Surgical Bend Spout “S” (8). Shower Head Spray 2.2 gpm/8.3 Lpm “H” (9). 4” Trim Plate (10). 8” Trim Plate
(11). Above Deck Mixing Valve – MIX110AA Trim Plate “ADM” (12). Below Deck Mixing Valve – MIX60A “BDM” (13). Below Deck Thermostatic Mixing Valve – MIX135A “BDT”
(14). Integral Temperature Control Spout Mixer “ISM” (15). Drain Pop Up “DPU” (16). Optima® *i.q.-cliq* button “IC” (17). 1.5 gpm/5.7 Lpm Aerator (18). 2.2 gpm/8.3 Lpm Aerated Spray Head

Pricing subject to change without notice. For most current pricing, refer to online price sheets at www.sloanvalve.com

Code Number	Product Number	Description	List Price \$	Est. Wt. (lbs.)	UPC Code
-------------	----------------	-------------	---------------	-----------------	----------

ETF-800 Sensor Operated Wall Mount Faucets

Includes splash-proof circuit control module, sensor range adjustment screw, troubleshooting LED indicator lights, user friendly variable time out settings, spray head with pressure compensating flow control, metal jacketed wire protection for solenoid lead, and modular quick-release sensor and solenoid connection.

3365726	ETF-800-B	Optima® Wall Mount Electronic Faucet – (3)	965.90		671254344723
3365721	ETF-800-P	Optima® Wall Mount Electronic Faucet – (2)	946.60		671254338593
3365723	ETF-800-LT	Optima® Wall Mount Electronic Faucet – (4)	917.30		671254340206
3365724	ETF-800-P-BDM	Optima® Wall Mount Electronic Faucet – (2), (12)	976.60		671254340473
3365725	ETF-800-P-BDT	Optima® Wall Mount Electronic Faucet – (2), (13)	1,166.25		671254342231

EAF-100 Optima i.q.® 6VDC Electronic Automatic Lavatory Faucets

Includes Chrome Plated Due-Cast metal spout with self-contained electronics and solenoid valve for single-hole lavatory installation. Double infrared sensors with automatic setting feature. Supplied with 2.2 gpm/8.3 Lpm Aerator and 6 VDC plug-in transformer.

3335003	EAF-100-P CP	Optima i.q.® Faucet – (3), (18)	664.95	5.00	671254246911
3335004	EAF-100-P-ISM CP	Optima i.q.® Faucet – (3), (14), (18)	683.15	5.00	671254246928
3335005	EAF-100-P-ISM-DPU-IC CP	Optima i.q.® Faucet – (3), (14), (15), (16), (18)	789.35	5.00	671254246973
3335008	EAF-100-P-ISM-IC CP	Optima i.q.® Faucet – (3), (14), (16), (18)	727.40	5.00	671254249028

EAF-225 Optima i.q.® Lumino™ Sensor Operated Faucets

Includes 6 VDC plug-in transformer powered electronic handwashing faucet with integral mixing valve and temperature indicating light ring.

3335075	EAF-225-P-ISM CP	Optima i.q.® Lumino™ Faucet – (3), (14), (17)	779.95	5.00	671254368088
3335077	EAF-225-P-ISM-IC CP	Optima i.q.® Lumino™ Faucet – (3), (14), (16), (17)	819.95	5.00	671254368095
3335076	EAF-225-P-ISM-DPU-IC CP	Optima i.q.® Lumino™ Faucet – (3), (14), (15), (16), (17)	859.95	5.00	671254368101

EAF-200 Optima i.q.® LINO™ Sensor Operated Faucets

Includes 6 VDC plug-in transformer powered electronic handwashing faucets with pre-tempered or hot and cold water operation.

3335050	EAF-200-P CP	Optima i.q.® LINO™ Faucet – (3), (5)	665.00	5.00	671254311787
3335051	EAF-200-P-ISM CP	Optima i.q.® LINO™ Faucet – (3), (5), (14)	683.10	5.00	671254311794
3335052	EAF-200-P-ISM-IC CP	Optima i.q.® LINO™ Faucet – (3), (5), (14), (16)	727.40	5.00	671254311800
3335053	EAF-200-P-ISM-DPU-IC CP	Optima i.q.® LINO™ Faucet – (3), (5), (14), (15), (16)	789.35	5.00	671254311916

ESD-20080 Electronic Soap Dispensers with Faucet Combination

Includes chrome plated soap dispenser, integral spout, sensor assembly, control module, 800 ml soap cartridge, mounting hardware, tools and materials necessary for installation, and ETF-80 Optima® Faucet.

3346002	ESD-20080-P-BDM CP	Includes ETF-80 Faucet – (3), (12)	1091.35	12.39	671254263604
3346000	ESD-20080-P CP	Includes ETF-80 Faucet – (3)	1061.35	10.75	671254262768
3346003	ESD-20080-P-BDT CP	Includes ETF-80 Faucet – (3), (13)	1443.10	13.52	671254263635



ETF-800



EAF-100-P-ISM



EAF-200



ESD-20080

- (1). Bak Chek (2). Box Transformer "B" (3). Plug-In Transformer "P" (4). Less Transformer "LT" (5). 0.5 gpm/1.9 Lpm Sprayhead (non aerated) (6). 2.2 gpm/8.3 Lpm Laminar Spray Head (7). Surgical Bend Spout "S" (8). Shower Head Spray 2.2 gpm/8.3 Lpm "H" (9). 4" Trim Plate (10). 8" Trim Plate (11). Above Deck Mixing Valve – MIX110AA Trim Plate "ADM" (12). Below Deck Mixing Valve – MIX60A "BDM" (13). Below Deck Thermostatic Mixing Valve – MIX135A "BDT" (14). Integral Temperature Control Spout Mixer "ISM" (15). Drain Pop Up "DPU" (16). Optima® i.q.-cliq™ button "IC" (17). 1.5 gpm/5.7 Lpm Aerator (18). 2.2 gpm/8.3 Lpm Aerated Spray Head

Code Number	Product Number	Description	List Price \$	Est. Wt. (lbs.)	UPC Code
-------------	----------------	-------------	---------------	-----------------	----------

ESD-30880 Electronic Soap Dispensers with Faucet Combination

Includes chrome plated soap dispenser, integral spout, sensor assembly, control module, 800 ml soap cartridge, mounting hardware, tools and materials necessary for installation, and ETF-880 Optima® Faucet.

3346010	ESD-30880-P CP	Includes ETF-880 Faucet – (3)	1154.35	12.24	671254270138
3346012	ESD-30880-P-BDT CP	Includes ETF-880 Faucet – (3), (13)	1146.05	12.70	671254270152
3346023	ESD-30880-LT	Includes ETF-880 Faucet – (4)	1125.05	10.40	671254336322

SF Series Pedestal Style Chrome Plated Transformer Powered Sensor Operated Faucets

Includes sensor assembly, range adjustment, adjustable time out, integral plastic mesh filter, 4” trim plate, 0.5 gpm maximum flow spray head, and Bak-Chek® and Flex Hose.

3362103	SF-2100-4	SF Series Sensor Faucet – (1), (5), (9)	382.90	5.00	671254313811
3362111	SF-2100-4-BDM	SF Series Sensor Faucet – (5), (9), (12)	412.90	5.20	671254315449

SF Series Gooseneck Style Chrome Plated Transformer Powered Sensor Operated Faucets

Includes sensor assembly, range adjustment, adjustable time out, integral plastic mesh filter, 4” trim plate, 2.2 gpm laminar flow spray head, and Bak-Chek® and Flex Hose.

3362109	SF-2200-4	SF Series Sensor Faucet – (1), (6), (9)	370.00	5.40	671254315425
3362113	SF-2200-4-BDM	SF Series Sensor Faucet – (6), (9), (12)	400.00	5.60	671254315462

SF Series 4” Centerset Chrome Plated Transformer Powered Sensor Operated Faucets

Includes sensor assembly, range adjustment, adjustable time out, integral plastic mesh filter, 0.5 gpm maximum flow spray head, and Bak-Chek® and Flex Hose.

3362116	SF-2300	SF Series Sensor Faucet – (1), (5)	382.90	4.90	671254322973
3362115	SF-2300-BDM	SF Series Sensor Faucet – (5), (12)	412.90	5.10	671254322980

SF Series Pedestal Style Chrome Plated Transformer Powered Sensor Operated Faucets

Includes sensor assembly, range adjustment, adjustable time out, integral plastic mesh filter, 4” trim plate, 0.5 gpm maximum flow spray head, and Bak-Chek® and Flex Hose.

3362130	SF-2400-4	SF Series Sensor Faucet – (1), (5), (9)	382.90	—	—
3362133	SF-2400-4-BDM	SF Series Sensor Faucet – (5), (9), (12)	412.90	—	—

EBF-85 Battery-Powered Sensor Operated Faucets

Includes chrome plated brass lavatory faucet with engineered plastic throat plate, flow control spray head, fiber-optic adaptive Sensor, water-tight circuit control module with integral filtered solenoid valve, 4 “C” cell alkaline batteries.

3315010	EBF-85-4	Optima Plus® Faucet – (1), (5), (9)	710.40	7.50	671254128019
3315128	EBF-85-4-ADM	Optima Plus® Faucet – (5), (9), (11)	919.50	7.90	671254232044
3315130	EBF-85-4-BDM	Optima Plus® Faucet – (5), (9), (12)	740.40	6.70	671254232068
3315088	EBF-85-4-BDT	Optima Plus® Faucet – (5), (9), (13)	919.50	8.00	671254238718
3315047	EBF-85-8	Optima Plus® Faucet – (1), (5), (10)	740.25	8.00	671254143166
3315129	EBF-85-8-ADM	Optima Plus® Faucet – (5), (10), (11)	949.10	8.20	671254232051
3315131	EBF-85-8-BDM	Optima Plus® Faucet – (5), (10), (12)	770.10	7.20	671254232075
3315091	EBF-85-8-BDT	Optima Plus® Faucet – (5), (10), (13)	949.35	8.40	671254238725



ESD-30880



SF-2100



SF-2400



EBF-85

- (1). Bak Chek (2). Box Transformer “B” (3). Plug-In Transformer “P” (4). Less Transformer “LT” (5). 0.5 gpm/1.9 Lpm Sprayhead (non aerated)
 (6). 2.2 gpm/8.3 Lpm Laminar Spray Head (7). Surgical Bend Spout “S” (8). Shower Head Spray 2.2 gpm/8.3 Lpm “H” (9). 4” Trim Plate (10). 8” Trim Plate
 (11). Above Deck Mixing Valve – MIX110AA Trim Plate “ADM” (12). Below Deck Mixing Valve – MIX60A “BDM” (13). Below Deck Thermostatic Mixing Valve – MIX135A “BDT”
 (14). Integral Temperature Control Spout Mixer “ISM” (15). Drain Pop Up “DPU” (16). Optima® *i.q.-cliq*™ button “IC” (17). 1.5 gpm/5.7 Lpm Aerator (18). 2.2 gpm/8.3 Lpm Aerated Spray Head

Code Number	Product Number	Description	List Price \$	Est. Wt. (lbs.)	UPC Code
-------------	----------------	-------------	---------------	-----------------	----------

EBF-187 Battery-Powered Sensor Operated Hand Washing Faucets with Metal Throat Plate

Includes chrome plated brass lavatory faucet with engineered metal throat plate, flow control spray head, fiber-optic adaptive sensor, water-tight circuit control module with integral filtered solenoid valve, 4 "C" cell alkaline batteries.

3315107	EBF-187-4	Optima Plus® Faucet – (1), (5), (9)	747.30	7.90	671254220966
3315144	EBF-187-4-ADM	Optima Plus® Faucet – (5), (9), (11)	965.50	8.50	671254232181
3315146	EBF-187-4-BDM	Optima Plus® Faucet – (5), (9), (12)	777.60	7.10	671254232204
3315094	EBF-187-4-BDT	Optima Plus® Faucet – (5), (9), (13)	965.55	8.30	671254238756
3315141	EBF-187-8	Optima Plus® Faucet – (1), (5), (10)	773.05	8.20	671254232150
3315145	EBF-187-8-ADM	Optima Plus® Faucet – (5), (10), (11)	995.10	8.70	671254232198
3315147	EBF-187-8-BDM	Optima Plus® Faucet – (5), (10), (12)	803.05	7.50	671254232211
3315095	EBF-187-8-BDT	Optima Plus® Faucet – (5), (10), (13)	991.30	8.80	671254238763

EBF-550 Battery-Powered Sensor Operated Wall Mount Gooseneck Faucets

Includes chrome plated brass wall mount gooseneck faucet, 2.2 gpm/8.3 Lpm laminar spray head or showerhead, in-spout sensor with splash-proof circuit control module with integral filtered solenoid valve, 4 "AA" alkaline batteries.

3315156	EBF-550	Optima Plus® Faucet – (1), (6)	830.10	8.00	671254234642
3315157	EBF-550-H	Optima Plus® Faucet – (1), (8)	896.85	8.60	671254234659
3315158	EBF-550-S	Optima Plus® Faucet – (1), (6), (7)	835.80	7.80	671254234666
3315159	EBF-550-S-H	Optima Plus® Faucet – (1), (7), (8)	902.55	8.40	671254234673
3315160	EBF-550-S-BDM	Optima Plus® Faucet – (6), (7), (12)	865.80	6.90	671254234482
3315161	EBF-550-S-H BDM	Optima Plus® Faucet – (7), (8), (12)	932.55	7.80	671254234499
3315162	EBF-550-BDM	Optima Plus® Faucet – (6), (12)	860.10	7.40	671254234505
3315163	EBF-550-H BDM	Optima Plus® Faucet – (8), (12)	926.85	8.00	671254234512
3315098	EBF-550-BDT	Optima Plus® Faucet – (6), (13)	1049.75	8.60	671254239494
3315099	EBF-550-H-BDT	Optima Plus® Faucet – (8), (13)	1116.45	9.20	671254239500
3315101	EBF-550-S-BDT	Optima Plus® Faucet – (6), (7), (13)	1055.45	8.00	671254239517
3315180	EBF-550-S-H-BDT	Optima Plus® Faucet – (7), (8), (13)	1122.15	9.00	671254239524

EBF-615 Battery-Powered Deck-Mounted Sensor Operated Hand Washing Faucets

Includes Chrome Plated brass pedestal lavatory faucet, flow control spray head, in-spout sensor, water-tight circuit control module with integral filtered solenoid valve, 4 "AA" alkaline batteries.

3315114	EBF-615-4	Optima Plus® Faucet – (1), (5), (9)	555.60	7.50	671254224940
3315154	EBF-615-4-BDM	Optima Plus® Faucet – (5), (9), (12)	585.60	7.60	671254233454
3315181	EBF-615-4-BDT	Optima Plus® Faucet – (5), (9), (13)	753.75	8.80	671254238961
3315152	EBF-615-8	Optima Plus® Faucet – (1), (5), (10)	597.25	7.70	671254233416
3315155	EBF-615-8-BDM	Optima Plus® Faucet – (5), (10), (12)	627.25	7.80	671254233461
3315153	EBF-615-8-ADM	Optima Plus® Faucet – (5), (10), (11)	812.85	8.70	671254233430
3315182	EBF-615-8-BDT	Optima Plus® Faucet – (5), (10), (13)	795.40	9.00	671254238978



EBF-187



EBF-550-H



EBF-615

(1). Bak Chek (2). Box Transformer "B" (3). Plug-In Transformer "P" (4). Less Transformer "LT" (5). 0.5 gpm/1.9 Lpm Sprayhead (non aerated) (6). 2.2 gpm/8.3 Lpm Laminar Spray Head (7). Surgical Bend Spout "S" (8). Shower Head Spray 2.2 gpm/8.3 Lpm "H" (9). 4" Trim Plate (10). 8" Trim Plate (11). Above Deck Mixing Valve – MIX110AA Trim Plate "ADM" (12). Below Deck Mixing Valve – MIX60A "BDM" (13). Below Deck Thermostatic Mixing Valve – MIX135A "BDT" (14). Integral Temperature Control Spout Mixer "ISM" (15). Drain Pop Up "DPU" (16). Optima® *i.q.-cliq*® button "IC" (17). 1.5 gpm/5.7 Lpm Aerator (18). 2.2 gpm/8.3 Lpm Aerated Spray Head

Code Number	Product Number	Description	List Price \$	Est. Wt. (lbs.)	UPC Code
EBF-650 Battery-Powered 4" Centerset Sensor Operated Hand Washing Faucets					
Includes Chrome plated brass 4" centerset lavatory faucet, flow control spray head, water-tight control module with integral filtered solenoid valve, 4 "AA" alkaline batteries.					
3315025	EBF-650	Optima Plus® Faucet – (1), (5)	615.60	7.50	671254141452
3315137	EBF-650-BDM	Optima Plus® Faucet – (5), (12)	645.60	6.80	671254233508
3315183	EBF-650-BDT	Optima Plus® Faucet – (5), (13)	835.15	8.00	671254238886
3315139	EBF-650-8	Optima Plus® Faucet – (1), (5), (10)	681.75	8.00	671254233492
3315138	EBF-650-8-BDM	Optima Plus® Faucet – (5), (10), (12)	711.75	7.40	671254233515
3315184	EBF-650-8-BDT	Optima Plus® Faucet – (5), (10), (13)	901.30	8.60	671254238893

EBF-750 Battery-Powered Sensor Operated Deck Mount Gooseneck Faucets					
Includes chrome plated brass deck mount gooseneck faucet, spray head or showerhead, in-spout sensor with splash-proof circuit control module with integral filtered solenoid valve, 4 "AA" alkaline batteries.					
3315104	EBF-750-4	Optima Plus® Faucet – (1), (6), (9)	764.25	8.90	671254219687
3315059	EBF-750-H-4	Optima Plus® Faucet – (1), (8), (9)	831.00	9.50	671254148062
3315164	EBF-750-8	Optima Plus® Faucet – (1), (6), (10)	810.05	9.10	671254234406
3315165	EBF-750-H-8	Optima Plus® Faucet – (1), (8), (10)	876.80	9.70	671254234413
3315168	EBF-750-8-ADM	Optima Plus® Faucet – (6), (10), (11)	1086.90	7.80	671254234444
3315169	EBF-750-H-8-ADM	Optima Plus® Faucet – (8), (10), (11)	1153.65	8.40	671254234451
3315170	EBF-750-4-BDM	Optima Plus® Faucet – (6), (9), (12)	794.25	6.30	671254234307
3315171	EBF-750-8-BDM	Optima Plus® Faucet – (6), (10), (12)	840.05	6.60	671254234314
3315172	EBF-750-H-4-BDM	Optima Plus® Faucet – (8), (9), (12)	861.00	6.90	671254234321
3315173	EBF-750-H-8-BDM	Optima Plus® Faucet – (8), (10), (12)	906.80	7.20	671254234338
3315185	EBF-750-4-BDT	Optima Plus® Faucet – (6), (9), (13)	983.80	7.50	671254238794
3315186	EBF-750-8-BDT	Optima Plus® Faucet – (6), (10), (13)	1029.60	7.70	671254238800
3315187	EBF-750-H-4-BDT	Optima Plus® Faucet – (8), (9), (13)	1050.55	8.10	671254239012
3315188	EBF-750-H-8-BDT	Optima Plus® Faucet – (8), (10), (13)	1096.35	8.30	671254239029

EBF-750-S Battery-Powered Sensor Operated Deck Mount Surgical Bend Gooseneck Faucets					
Include chrome plated brass deck mount surgical bend gooseneck faucet, spray head or showerhead, sensor with splash-proof circuit control module with integral filtered solenoid valve, 4 "C" cell alkaline batteries.					
3315105	EBF-750-S-4	Optima Plus® Faucet – (1), (6), (7), (9)	769.95	8.90	671254219694
3315068	EBF-750-S-H-4	Optima Plus® Faucet – (1), (7), (8), (9)	836.60	9.60	671254148055
3315176	EBF-750-S-4-BDM	Optima Plus® Faucet – (6), (7), (9), (12)	799.95	6.40	671254234369
3315178	EBF-750-S-H-4-BDM	Optima Plus® Faucet – (7), (8), (9), (12)	866.60	7.00	671254234383
3315189	EBF-750-S-4-BDT	Optima Plus® Faucet – (6), (7), (9), (13)	989.50	7.60	671254239036
3315191	EBF-750-S-H-4-BDT	Optima Plus® Faucet – (7), (8), (9), (13)	1056.20	8.20	671254239050
3315166	EBF-750-S-8	Optima Plus® Faucet – (1), (6), (7), (10)	815.75	9.20	671254234420
3315167	EBF-750-S-H-8	Optima Plus® Faucet – (1), (7), (8), (10)	882.40	9.80	671254234437
3315174	EBF-750-S-8-ADM	Optima Plus® Faucet – (6), (7), (10), (11)	1092.60	7.80	671254234345
3315175	EBF-750-S-H-8-ADM	Optima Plus® Faucet – (7), (8), (10), (11)	1159.25	8.40	671254235076
3315177	EBF-750-S-8-BDM	Optima Plus® Faucet – (6), (7), (10), (12)	845.65	6.60	671254234376
3315179	EBF-750-S-H-8-BDM	Optima Plus® Faucet – (7), (8), (10), (12)	912.40	7.20	671254234390
3315190	EBF-750-S-8-BDT	Optima Plus® Faucet – (6), (7), (10), (13)	1035.30	7.80	671254239043
3315192	EBF-750-S-H-8-BDT	Optima Plus® Faucet – (7), (8), (10), (13)	1102.00	8.40	671254239067



EBF-650



EBF-750

(1). Bak Chek (2). Box Transformer "B" (3). Plug-In Transformer "P" (4). Less Transformer "LT" (5). 0.5 gpm/1.9 Lpm Sprayhead (non aerated)
 (6). 2.2 gpm/8.3 Lpm Laminar Spray Head (7). Surgical Bend Spout "S" (8). Shower Head Spray 2.2 gpm/8.3 Lpm "H" (9). 4" Trim Plate (10). 8" Trim Plate
 (11). Above Deck Mixing Valve – MIX110AA Trim Plate "ADM" (12). Below Deck Mixing Valve – MIX60A "BDM" (13). Below Deck Thermostatic Mixing Valve – MIX135A "BDT"
 (14). Integral Temperature Control Spout Mixer "ISM" (15). Drain Pop Up "DPU" (16). Optima® *i.q.-cliq*® button "IC" (17). 1.5 gpm/5.7 Lpm Aerator (18). 2.2 gpm/8.3 Lpm Aerated Spray Head

Code Number	Product Number	Description	List Price \$	Est. Wt. (lbs.)	UPC Code
-------------	----------------	-------------	---------------	-----------------	----------

EAF-150 Battery-Powered Electronic Automatic Lavatory Faucets

Include chrome plated die-cast metal spout with self-contained electronics, 6 VDC lithium battery and solenoid valve for single hole lavatory installation. Double infrared sensors with automatic range setting feature. Supplied with 2.2 gpm (8.3 Lpm) flow controlling aerator.

3335000	EAF-150 CP	Optima Plus® <i>i.q.</i> ™ Faucet – (18)	604.20	5.00	671254246669
3335001	EAF-150-ISM CP	Optima Plus® <i>i.q.</i> ™ Faucet – (14), (18)	622.40	5.00	671254246676
3335002	EAF-150-ISM-DPU-IC CP	Optima Plus® <i>i.q.</i> ™ Faucet – (14), (15), (16), (18)	683.15	5.00	671254246683
3335007	EAF-150-ISM-IC CP	Optima Plus® <i>i.q.</i> ™ Faucet – (14), (16), (18)	662.10	5.00	671254249011

EAF-275 Sloan SOLIS® Solar-Powered Electronic Hand Washing Faucets

Solar powered faucet includes chrome plated brass, one piece modular construction, double infrared sensors with automatic range setting and a 6 volt lithium CRP2 commercial battery. Faucet supplied with 0.5 gpm (1.9 Lpm) spray head.

3335016	EAF-275	Sloan SOLIS® Solar Powered Faucet – (5)	660.85	5.00	671254304437
3335017	EAF-275-ISM	Sloan SOLIS® Solar Powered Faucet – (5), (14)	679.60	5.00	671254304444
3335024	EAF-275-IC	Sloan SOLIS® Solar Powered Faucet – (5), (16)	721.85	5.00	671254306271
3335025	EAF-275-ISM-IC	Sloan SOLIS® Solar Powered Faucet – (5), (14), (16)	740.15	5.00	671254306288

EAF-250 LINO™ Battery-Powered Sensor Operated Faucets

Include chrome plated brass, one-piece modular construction, double infrared sensors with automatic range setting and a 6-volt lithium CR-P2 commercial battery. Supplied with 0.5 gpm (1.9 Lpm) spray head.

3335060	EAF-250 CP	Optima Plus® <i>i.q.</i> ™ LINO™ Faucet – (5)	604.20	5.00	671254311923
3335061	EAF-250-ISM CP	Optima Plus® <i>i.q.</i> ™ LINO™ Faucet – (5), (14)	622.40	5.00	671254311930
3335062	EAF-250-ISM-IC CP	Optima Plus® <i>i.q.</i> ™ LINO™ Faucet – (5), (14), (16)	662.10	5.00	671254311947
3335063	EAF-250-ISM-DPU-IC CP	Optima Plus® <i>i.q.</i> ™ LINO™ Faucet – (5), (14), (15), (16)	683.15	5.00	671254311954

ESD Electronic Soap Dispensers with Faucet Combinations – Supplied with EBF-85 Battery or ETF-187 Hardwire Faucet

Includes integral spout, sensor assembly, control module, 800 ml soap cartridge with each dispenser, mounting hardware, tools and materials necessary for installation; supplied with EBF-85 Faucet.

3346001	ESD-25085 CP	Soap Dispenser with Faucet Combination – with EBF-85 Faucet	1096.45	11.11	671254263406
3346004	ESD-25085-BDM CP	Soap Dispenser with Faucet Combination with EBF-85 Faucet – (12)	1126.45	11.45	671254263611
3346005	ESD-25085-BDT CP	Soap Dispenser with Faucet Combination with EBF-85 Faucet – (13)	1642.80	12.63	671254263628

Battery-Powered Electronic Soap Dispensers with Faucet Combination

Includes integral spout, sensor assembly, control module, 800 ml soap cartridge with each dispenser, mounting hardware, tools and materials necessary for installation; supplied with ETF-187 Faucet.

3346013	ESD-35187 CP	Soap Dispenser with Faucet Combination with EBF-187 Faucet	1159.35	11.82	671254269989
3346014	ESD-35187-BDM CP	Soap Dispenser with Faucet Combination with EBF-187 Faucet – (12)	—	—	—
3346015	ESD-35187-BDT CP	Soap Dispenser with Faucet Combination with EBF-187 Faucet – (13)	—	—	—



EAF-150



EAF-275



EAF-250



ESD-25085

(1). Bak Chek (2). Box Transformer "B" (3). Plug-In Transformer "P" (4). Less Transformer "LT" (5). 0.5 gpm/1.9 Lpm Sprayhead (non aerated) (6). 2.2 gpm/8.3 Lpm Laminar Spray Head (7). Surgical Bend Spout "S" (8). Shower Head Spray 2.2 gpm/8.3 Lpm "H" (9). 4" Trim Plate (10). 8" Trim Plate (11). Above Deck Mixing Valve – MIX110AA Trim Plate "ADM" (12). Below Deck Mixing Valve – MIX60A "BDM" (13). Below Deck Thermostatic Mixing Valve – MIX135A "BDT" (14). Integral Temperature Control Spout Mixer "ISM" (15). Drain Pop Up "DPU" (16). Optima® *i.q.-cliq*™ button "IC" (17). 1.5 gpm/5.7 Lpm Aerator (18). 2.2 gpm/8.3 Lpm Aerated Spray Head

Code Number	Product Number	Description	List Price \$	Est. Wt. (lbs.)	UPC Code
-------------	----------------	-------------	---------------	-----------------	----------

SF Series Pedestal Style Battery Operated Electronic Faucet

Includes chrome plated, sensor assembly, range adjustment, adjustable time out, integral plastic mesh filter, 4" trim plate, 0.5 gpm maximum flow spray head, and Bak-Chek® and Flex Hose.

3362102	SF-2150-4	SF Series Faucet – (1), (5), (9)	360.90	4.50	671254315358
3362110	SF-2150-4-BDM	SF Series Faucet – (5), (9), (12)	390.90	4.80	671254315432

SF Series Gooseneck Style Battery-Powered Electronic Faucets

Includes chrome plated, sensor assembly, range adjustment, adjustable time out, integral plastic mesh filter, 4" trim plate, 2.2 gpm laminar flow spray head and Bak-Chek® and Flex Hose.

3362104	SF-2250-4	SF Series Faucet – (1), (6), (9)	348.00	4.80	671254315371
3362112	SF-2250-4-BDM	SF Series Faucet – (6), (9), (12)	378.00	5.00	671254315456

SF Series 4" Centerset Battery Operated Electronic Faucets

Includes chrome plated, integral spout, sensor assembly, range adjustment, adjustable time out, integral plastic mesh filter, 0.5 gpm maximum flow spray head, and Bak-Chek® and Flex Hose.

3362119	SF-2350	SF Series Faucet – (1), (5)	360.90	4.40	671254323079
3362118	SF-2350-BDM	SF Series Faucet – (5), (12)	390.90	4.60	671254323062

SF Series Pedestal Style Battery Operated Electronic Faucet

Includes chrome plated, integral spout, sensor assembly, range adjustment, adjustable time out, integral plastic mesh filter, 0.5 gpm maximum flow spray head, and Bak-Chek® and Flex Hose.

3362124	SF-2450-4	SF Series Faucet – (1), (5), (9)	360.90	4.80	671254349001
3362127	SF-2450-4-BDM	SF Series Faucet – (5), (9), (12)	390.90	—	—

Hand Dryers, Rotating Nozzle

3366010	EHD-301 WHT	Optima® Hand Dryer – White, 110/120 Volt, Surface Mount, Rotating Nozzle	571.25	18.0	671254266056
3366011	EHD-301 CP	Optima® Hand Dryer – Chrome, 110/120 Volt, Surface Mount, Rotating Nozzle	677.00	18.0	671254265943
3366012	EHD-302 WHT	Optima® Hand Dryer – White, 208/230 Volt, Surface Mount, Rotating Nozzle	571.25	18.0	671254266063
3366013	EHD-302 CP	Optima® Hand Dryer – Chrome, 208/230 Volt, Surface Mount, Rotating Nozzle	677.00	18.0	671254265950
3366016	EHD-304 WHT	Optima® Hand Dryer – White, 277 Volt, Surface Mount, Rotating Nozzle	571.25	18.0	671254266070
3366017	EHD-304 CP	Optima® Hand Dryer – Chrome, 277 Volt, Surface Mount, Rotating Nozzle	677.00	18.0	671254265967
3366020	EHD-351 WHT	Optima® Hand Dryer – White, 110/120 Volt, Recess Mount, Rotating Nozzle	655.85	18.0	671254266216
3366021	EHD-351 CP	Optima® Hand Dryer – Chrome, 110/120 Volt, Recess Mount, Rotating Nozzle	761.65	18.0	671254266247
3366022	EHD-352 WHT	Optima® Hand Dryer – White, 208/230 Volt, Recess Mount, Rotating Nozzle	655.85	18.0	671254266223
3366023	EHD-352 CP	Optima® Hand Dryer – Chrome, 208/230 Volt, Recess Mount, Rotating Nozzle	761.65	18.0	671254266254
3366026	EHD-354 WHT	Optima® Hand Dryer – White, 277 Volt, Recess Mount, Rotating Nozzle	655.85	18.0	671254266230
3366027	EHD-354 CP	Optima® Hand Dryer – Chrome, 277 Volt, Recess Mount, Rotating Nozzle	761.65	18.0	671254266261



SF-2150



SF-2250



SF-2350



EHD-301

(1). Bak Chek (2). Box Transformer "B" (3). Plug-In Transformer "P" (4). Less Transformer "LT" (5). 0.5 gpm/1.9 Lpm Sprayhead (non aerated)
 (6). 2.2 gpm/8.3 Lpm Laminar Spray Head (7). Surgical Bend Spout "S" (8). Shower Head Spray 2.2 gpm/8.3 Lpm "H" (9). 4" Trim Plate (10). 8" Trim Plate
 (11). Above Deck Mixing Valve – MIX110AA Trim Plate "ADM" (12). Below Deck Mixing Valve – MIX60A "BDM" (13). Below Deck Thermostatic Mixing Valve – MIX135A "BDT"
 (14). Integral Temperature Control Spout Mixer "ISM" (15). Drain Pop Up "DPU" (16). Optima® *i.q.-cliq*® button "IC" (17). 1.5 gpm/5.7 Lpm Aerator (18). 2.2 gpm/8.3 Lpm Aerated Spray Head

Code Number	Product Number	Description	List Price \$	Est. Wt. (lbs.)	UPC Code
Hand Dryers, Bottom Vent					
3366030	EHD-401 WHT	Optima® Hand Dryer – White, 110/120 Volt, Surface Mount, Bottom Vent	634.70	17.0	671254266278
3366031	EHD-401 CP	Optima® Hand Dryer – Chrome, 110/120 Volt, Surface Mount, Bottom Vent	740.50	17.0	671254266308
3366032	EHD-402 WHT	Optima® Hand Dryer – White, 208/230 Volt, Surface Mount, Bottom Vent	634.70	17.0	671254266285
3366033	EHD-402 CP	Optima® Hand Dryer – Chrome, 208/230 Volt, Surface Mount, Bottom Vent	740.50	17.0	671254266315
3366036	EHD-404 WHT	Optima® Hand Dryer – White, 277 Volt, Surface Mount, Bottom Vent	634.70	17.0	671254266292
3366037	EHD-404 CP	Optima® Hand Dryer – Chrome, 277 Volt, Surface Mount, Bottom Vent	740.50	17.0	671254266322
3366040	EHD-451 WHT	Optima® Hand Dryer – White, 110/120 Volt, Recess Mount, Bottom Vent	719.30	18.0	671254266339
3366041	EHD-451 CP	Optima® Hand Dryer – Chrome, 110/120 Volt, Recess Mount, Bottom Vent	825.10	18.0	671254266360
3366042	EHD-452 WHT	Optima® Hand Dryer – White, 208/230 Volt, Recess Mount, Bottom Vent	719.30	18.00	671254266346
3366043	EHD-452 CP	Optima® Hand Dryer – Chrome, 208/230 Volt, Recess Mount, Bottom Vent	825.10	18.00	671254266377
3366046	EHD-454 WHT	Optima® Hand Dryer – White, 277 Volt, Recess Mount, Bottom Vent	719.30	18.00	671254266353
3366047	EHD-454 CP	Optima® Hand Dryer – Chrome, 277 Volt, Recess Mount, Bottom Vent	825.10	18.00	671254266384

XLerator® Hand Dryers

3366050	EHD-501 WHT	Optima® XLerator® Hand Dryer – White, 110/120 Volt – Bottom Vent	825.10	16.00	671254266391
3366051	EHD-501 CP	Optima® XLerator® Hand Dryer – Chrome, 110/120 Volt – Bottom Vent	930.90	16.00	671254266438
3366052	EHD-502 WHT	Optima® XLerator® Hand Dryer – White, 220/240 Volt – Bottom Vent	825.10	16.00	671254266407
3366053	EHD-502 CP	Optima® XLerator® Hand Dryer – Chrome, 220/240 Volt – Bottom Vent	930.90	16.00	671254266445
3366054	EHD-503 WHT	Optima® XLerator® Hand Dryer – White, 208 Volt – Bottom Vent	825.10	16.00	671254266414
3366055	EHD-503 CP	Optima® XLerator® Hand Dryer – Chrome, 208 Volt – Bottom Vent	930.90	16.00	671254266452
3366056	EHD-504 WHT	Optima® XLerator® Hand Dryer – White, 277 Volt – Bottom Vent	825.10	16.00	671254266421
3366057	EHD-504 CP	Optima® XLerator® Hand Dryer – Chrome, 277 Volt – Bottom Vent	930.90	16.00	671254266469

OPTIMIX® On-Deck Manual Mixing Valve

3326018	MIX-110-AA	On Deck Ceramic Mixing Valves	219.65	2.50	671254226203
---------	------------	-------------------------------	--------	------	--------------

OPTIMIX® Below Deck Mixing and Tempering Valves

3326009	MIX-60-A	Mechanical Mixing Valve for use with Single Faucet	36.00	0.50	671254142114
0326008PK	MIX-70-A	Thermo Mixing Valve for use with up to Six Faucets w/Straight Check Stops	293.85	4.00	671254139534
0326009PK	MIX-75-A	Thermo Mixing Valve for use with up to Six Faucets w/Angle Check Stops	343.80	4.40	671254139541
0326045	MIX-135-A	Thermostatic Mixing Valve for use with Single Faucet	219.65	1.70	671254241169

Grid Strainer

0365036	ETF-460-A	Chrome Plated Brass with 1-1/4" Outlet Tube	24.45	1.00	671254127142
---------	-----------	---	-------	------	--------------

Lavatory Shield

0365059	ETF-529	Optishield® Lavatory Shield	224.60	5.30	671254221994
---------	---------	-----------------------------	--------	------	--------------



EHD-401



EHD-501



MIX-60-A



ETF-460-A

Code Number	Product Number	Description	List Price \$	Est. Wt. (lbs.)	UPC Code
Wall Boxes					
3305178	EL-191-A	Kit Wall Box W/Optima F/Urinal SS	548.40	11.86	671254040564
3305180	EL-192-A	Kit Wall Box W/Optima F/Closet SS	545.60	11.74	671254069121
3305158	EL-191-ALS	Kit Wall Box W/Optima Urinal Less Sensor	322.05	11.86	671254385122
3305160	EL-192-ALS	Kit Wall Box W/Optima Closet Less Sensor	295.30	11.74	671254385115

Proprietary Installation and Positioning Support System Kit

3345038	EL-485-A	Hardwire Flushometer Positioning and Support Kit – Closet – 110/111 ES-S	41.50	1.00	671254246157
3345054	EL-518-A	Hardwire Flushometer Positioning and Support Kit – Urinal – 180/186 ES-S	41.50	1.00	671254261396

Trim Plates – Chrome Plated Brass

3365466	ETF-295-A	4" Trim Plate – Single Hole ETF80 & EBF85 with or without Below Deck Mixing Valve	36.30	0.20	671254139800
3365468	ETF-312-A	4" Trim Plate – Single Hole EAF200/250/275,ELF10, ESF20, EBF187, ERF885 with or without Below Deck Mixing Valve	36.30	0.20	671254139824
3365302	ETF-607-A	4" Trim Plate – Single Hole EAF100/150, ETF610, EBF615, EBF750, ETF700 with or without Below Deck Mixing Valves	40.45	0.30	671254226623
3365473	ETF-662-A	4" Trim Plate – Single Hole ETF880 with or without Below Deck Mixing Valves	40.40		671254269125
3326012	MIX-101-A	4" Trim Plate – Double Hole ETF80, EBF85, EBF885, ELF10 for OPTIMIX® Above Deck Mixing Valve (MIX-110-AA not included)	52.65	0.30	671254225312
3365467	ETF-299-A	4" Trim Plate -Double Hole ESD200080/25085 faucet/soap combo with or without Below Deck Mixing Valve	36.30		671254139817
3365469	ETF-313-A	4" Trim Plate -Double Hole ETF660, ETF770 with or without Below Deck Mixing Valve	36.30		671254139831
3365255	ETF-640-A	4" Trim Plate -Double Hole ESD30880/35187 faucet/soap combo with or without Below Deck Mixing Valve	40.25		671254265257
0326019	MIX-88	4" Trim Plate – Triple Hole ETF660, ETF770 for OPTIMIX® Above Deck Mixing Valve (MIX-110-AA not included)	48.50	0.20	671254227842
3365470	ETF-314-A	4" Trim Plate – Triple Hole ETF660 & ETF770 for OPTIMIX® Above Deck Mixing Valve (MIX-110-AA not included)	36.30	0.20	671254139848
3365024	ETF-510-A	8" Trim Plate – Single Hole EAF200/250/275, ETF80/880, EBF85/187, EBF885 with or without Below Deck Mixing Valve	66.15	0.60	671254129948
3365119	ETF-578-A	8" Trim Plate – Single Hole ETF600 & EBF650 with or without Below Deck Mixing Valve	66.15	0.60	671254148178
3365303	ETF-608-A	8" Trim Plate – Single Hole EAF100/150,ETF610, EBF615, EBF750, ETF700 with or without Below Deck Mixing Valves	86.25	0.50	671254226630
3362022	SFP-22-A	8" Trim Plate – Single Hole SF2100/SF2200	30.10	0.50	671254331365
3326015	MIX-104-A	8" Trim Plate – Double Hole ETF80/880, EBF85/187, ERF885 for OPTIMIX® Above Deck Mixing Valve (MIX-110-AA not included)	86.25	0.50	671254225343
3326017	MIX-106-A	8" Trim Plate – Double Hole ETF610, EBF615, EBF750, ETF700 for OPTIMIX® Above Deck Mixing Valve (MIX-110-AA not included)	102.45	0.50	671254225367
3365602	ETF-432-A	8" Trim Plate – Double Hole ETF660, ETF770	66.15		671254139879
0326023	MIX-92	8" Trim Plate – Triple Hole ETF660, ETF770 for OPTIMIX® Above Deck Mixing Valve (MIX-110-AA not included)	64.45	0.30	671254227873
3365603	ETF-433-A	8" Trim Plate – Triple Hole ETF660 & ETF770 for OPTIMIX® Above Deck Mixing Valve (MIX-110-AA not included)	66.15	0.50	671254139886



ETF-607



ETF-608-A



MIX-92

Code Number	Product Number	Description	List Price \$	Est. Wt. (lbs.)	UPC Code
Transformers					
0345154PK	EL-154	Box Mount 120 VAC Input/24 VAC Output 50 VA 3 Faucets	37.35	2.30	671254139589
0345211PK	EL-208	Foot Mount 120 VAC Input/24 VAC Output 100 VA 6 Faucets	126.45	4.50	671254139572
0345370PK	EL-248-40	Box Mount 120 VAC Input/24 VAC Output 40 VA 2 Faucets	38.05	1.50	671254139626
0345999PK	EL-342	Box Mount 240 VAC Input/24 VAC Output 50 VA 3 Faucets	76.25	2.20	671254139558
0345125	EL-451	Box Mount 120 VAC Input/6 VAC Output 25 VA	82.45	2.00	671254241275
0365534PK	ETF-233	Plug-In 120 VAC Input/24 VAC Output 35 VA 2 Faucets	26.40	1.50	671254139701
0365879	ETF-416	Plug-In (for Canada) 120 VAC Input/24 VAC Output 35 VA 2 Faucets	26.40	1.50	671254139602
0335037	EAF-37	Box Mount 6 VDC Optima <i>i.q.</i> ™ Faucet	153.15	2.00	671254337879
0362006	SFP-6	Plug-In 6 VDC for SF Series	25.45	1.60	671254322301
0362026	SFP-26	Plug-In 6 VDC 220AC 6DC-CH for SF Series	24.45	1.60	671254335714

Cable Extensions					
0365840	ETF-1003-108	Cable Ext. Kit 108" /2.7m Lg-Solenoid to Control Mod	31.20	0.20	671254143135
0365100	ETF-1003-240	Cable Ext. Kit 240" Lg- Solenoid to Control Mod	51.70	0.26	671254145542
0365838	ETF-1003-36	Cable Ext. Kit 36" /0.9m Lg- Solenoid to Control Mod	20.15	0.07	671254143111
0365053	ETF-1003-48	Cable Ext. Kit 48" Lg-Solenoid to Control Mod – OBSOLETE	—	—	—
0365839	ETF-1003-72	Cable Ext. Kit 72" /1.8m Lg-Solenoid to Control Mod – OBSOLETE	—	—	—
0305863	ETF-1005-108	Cable Ext. Kit 108" /2.7m Lg – Faucet to Control Mod	79.70	0.19	671254111479
0365042	ETF-1005-26	Cable Ext. Kit 26" Lg – Faucet to Control Mod – OBSOLETE	—	—	—
0305861	ETF-1005-36	Cable Ext. Kit 36" .9m Lg – Faucet to Control Module	68.25	0.06	67125411145
0305862	ETF-1005-72	Cable Ext. Kit 72" /1.8m Lg – Faucet to Control Module – OBSOLETE	—	—	—

Soap					
0346017	ESD217	LOTION SOAP with Moisturizer 800 ml BOTTLE (Qty of 4 only)	22.30	2.20	671254265479
0346035	ESD231	ANTIBACTERIAL SOAP 800 ml BOTTLE (Qty of 4 only)	23.30	2.20	671254266018
0346036	ESD232	LOTION SOAP with Moisturizer 1600 ml bottle (Qty of 4 only)	43.05	4.00	671254266025
0346037	ESD233	ANTIBACTERIAL SOAP 1600 ml BOTTLE (Qty of 4 only)	45.80	4.00	671254266032

ESD-200 Electronic Sensor Soap Dispensers					
Includes 800 ml. soap cartridge with new soap pathway and pump when changing soap cartridge.					
3346052	ESD-200-LT CP	Optima® Soap Dispenser – (4)	394.35	3.84	671254263598
3346051	ESD-200-P CP	Optima® Soap Dispenser – (3)	438.15	5.44	671254263512

ESD-250 Battery-Powered Electronic Soap Dispensers					
Includes 800 ml. soap cartridge with new soap pathway and pump when changing soap cartridge.					
3346050	ESD-250 CP	Optima® Battery Soap Dispenser	438.15	5.53	671254260726

ESD-300 Electronic Sensor Soap Dispensers					
Includes 800 ml. soap cartridge with new soap pathway and pump when changing soap cartridge. Includes chrome plated metal throat plate.					
3346058	ESD-300-LT CP	Optima® Soap Dispenser – (4)	455.55	4.85	671254269958
3346057	ESD-300-P CP	Optima® Soap Dispenser – (3)	499.35	5.40	671254269941



EL-154



ETF-1003



ESD-200



ESD-300

Code Number	Product Number	Description	List Price \$	Est. Wt. (lbs.)	UPC Code
ESD-350 Battery-Powered Electronic Soap Dispenser					
Includes 800 ml. soap cartridge with new soap pathway and pump when changing soap cartridge. Includes chrome plated metal throat plate.					
3346059	ESD-350 CP	Optima® Battery Soap Dispenser	499.35	5.72	671254269965

Optima® Single Station Sensor Operated Scrub Sinks

Include scrub sink, Sloan Optima® sensor operated deck mounted surgical bend faucet with flow controlling spray head (laminar or shower spray), self-adaptive sensor, 24 VAC plug-in transformer, beehive strainers, P-trap and Z-bar mounting clip.

3850004	ESS-2100-C	Optima® Sensor Scrub Sinks – (6)	8,180.15	80.00	671254136557
3850005	ESS-2100-H	Optima® Sensor Scrub Sinks – (8)	8,180.15	80.00	671254136564
3850006	ESS-2100-C-BDT	Optima® Sensor Scrub Sinks – (6), (13)	8,786.80	80.00	671254136571
3850007	ESS-2100-H-BDT	Optima® Sensor Scrub Sinks – (8), (13)	8,786.80	80.00	671254136588
3850008	ESS-2100-C-ADM	Optima® Sensor Scrub Sinks – (6), (11)	8,377.40	80.00	671254136595
3850009	ESS-2100-H-ADM	Optima® Sensor Scrub Sinks – (8), (11)	8,377.40	80.00	671254136601

Optima® Double Station Sensor Operated Scrub Sinks

Include scrub sink, two Sloan Optima® sensor operated deck mounted surgical bend faucets with flow controlling spray head (laminar or shower spray), self-adaptive sensor, two 24 VAC plug-in transformers, beehive strainers, P-trap and Z-bar mounting clip.

3850016	ESS-2200-C	Optima® Sensor Scrub Sinks – (6)	10,836.65	262.00	671254136670
3850017	ESS-2200-H	Optima® Sensor Scrub Sinks – (8)	10,836.65	262.00	671254136687
3850018	ESS-2200-C-BDT	Optima® Sensor Scrub Sinks – (6), (13)	11,212.60	262.00	671254136694
3850019	ESS-2200-H-BDT	Optima® Sensor Scrub Sinks – (8), (13)	11,212.60	262.00	671254136700
3850020	ESS-2200-C-ADM	Optima® Sensor Scrub Sinks – (6), (11)	11,231.35	262.00	671254136717
3850021	ESS-2200-H-ADM	Optima® Sensor Scrub Sinks – (8), (11)	11,231.35	262.00	671254136724

Optima® Triple Station Sensor Operated Scrub Sinks

Include scrub sink, two Sloan Optima® sensor operated deck mounted surgical bend faucets with flow controlling spray head (laminar or shower spray), self-adaptive sensor, two 24 VAC plug-in transformers, beehive strainers, P-trap and Z-bar mounting clip.

3850028	ESS-2300-C	Optima® Sensor Scrub Sinks – (6)	13,858.15	303.00	671254136793
3850029	ESS-2300-H	Optima® Sensor Scrub Sinks – (8)	13,858.15	303.00	671254136809
3850030	ESS-2300-C-BDT	Optima® Sensor Scrub Sinks – (6), (13)	14,346.80	303.00	671254136816
3850031	ESS-2300-H-BDT	Optima® Sensor Scrub Sinks – (8), (13)	14,346.80	303.00	671254136823
3850032	ESS-2300-C-ADM	Optima® Sensor Scrub Sinks – (6), (11)	14,450.05	303.00	671254136830
3850033	ESS-2300-H-ADM	Optima® Sensor Scrub Sinks – (8), (11)	14,450.05	303.00	671254136847



ESS-2100-C



ESS-2200-H



ESS-2300

- (1). Bak Chek (2). Box Transformer "B" (3). Plug-In Transformer "P" (4). Less Transformer "LT" (5). 0.5 gpm/1.9 Lpm Sprayhead (non aerated)
 (6). 2.2 gpm/8.3 Lpm Laminar Spray Head (7). Surgical Bend Spout "S" (8). Shower Head Spray 2.2 gpm/8.3 Lpm "H" (9). 4" Trim Plate (10). 8" Trim Plate
 (11). Above Deck Mixing Valve – MIX110AA Trim Plate "ADM" (12). Below Deck Mixing Valve – MIX60A "BDM" (13). Below Deck Thermostatic Mixing Valve – MIX135A "BDT"
 (14). Integral Temperature Control Spout Mixer "ISM" (15). Drain Pop Up "DPU" (16). Optima® *i.q.-cliq*® button "IC" (17). 1.5 gpm/5.7 Lpm Aerator (18). 2.2 gpm/8.3 Lpm Aerated Spray Head

Code Number	Product Number	Description	List Price \$	Est. Wt. (lbs.)	UPC Code
-------------	----------------	-------------	---------------	-----------------	----------

Optima® Sensor Operated Hand Washing Sinks

Includes stainless steel hand washing sink, Sloan Optima® sensor operated faucet, 24 VAC plug-in transformer, strainer, p-trap and z-bar mounting clip. Furnished with 2.2 gpm/8.3 Lpm laminar spray head.

3850045	EHS-1080	Includes ETF-80 faucet	2,614.25	72.00	671254146815
3850046	EHS-1080-BDT	Includes ETF-80 faucet, (13)	2,811.45	72.00	671254146822
3850047	EHS-1080-ADM	Includes ETF-80 faucet, (11)	2,811.45	72.00	671254146839
3850049	EHS-1600	Includes ETF-600 faucet	2,597.55	72.00	671254217119
3850050	EHS-1600-BDT	Includes ETF-600 faucet, (13)	2,794.85	72.00	671254217126
3850051	EHS-1600-ADM	Includes ETF-600 faucet, (11)	2,794.85	72.00	671254217133
3850036	EHS-1660	Includes ETF-660 faucet	2,614.25	72.00	671254146730
3850037	EHS-1660-BDT	Includes ETF-660 faucet, (13)	2,811.45	72.00	671254146747
3850038	EHS-1660-ADM	Includes ETF-660 faucet, (11)	2,811.45	72.00	671254146754
3850053	EHS-1700	Includes ETF-700 faucet,	2,614.25	72.00	671254146853
3850054	EHS-1700-BDT	Includes ETF-700 faucet, (13)	2,811.45	72.00	671254146860
3850055	EHS-1700-ADM	Includes ETF-700 faucet, (11)	2,811.45	72.00	671254146877
3850041	EHS-1770	Includes ETF-770 faucet	2,567.40	72.00	671254146778
3850042	EHS-1770-BDT	Includes ETF-770 faucet, (13)	2,764.70	72.00	671254146785
3850043	EHS-1770-ADM	Includes ETF-770 faucet, (11)	2,764.70	72.00	671254146792
3850061	EHS-1750	Includes ETF-750 faucet	2,741.45	72.00	671254217072
3850062	EHS-1750-BDT	Includes ETF-750 faucet, (13)	2,938.75	72.00	671254217089
3850063	EHS-1750-ADM	Includes ETF-750 faucet, (11)	2,938.75	72.00	671254217096

Optima® Deluxe Single Station Sensor Operated Scrub Sinks

Includes scrub sink, Sloan Optima® sensor operated deck mounted surgical bend faucet with flow controlling spray head (laminar or shower spray), self-adaptive sensor, knee activated soap dispenser, 24 VAC plug-in transformer, beehive strainer, P-trap and Z-bar mounting clip.

3850201	ESS-3100-C	Optima® Sensor Scrub Sinks – (6)	11,820.00	299.00	—
3850202	ESS-3100-H	Optima® Sensor Scrub Sinks – (8)	11,820.00	299.00	—
3850203	ESS-3100-C-BDT	Optima® Sensor Scrub Sinks – (6), (13)	12,075.45	299.00	671254250581
3850204	ESS-3100-H-BDT	Optima® Sensor Scrub Sinks – (8), (13)	12,075.45	299.00	671254250598
3850205	ESS-3100-C-ADM	Optima® Sensor Scrub Sinks – (6), (11)	12,006.90	299.00	671254250604
3850206	ESS-3100-H-ADM	Optima® Sensor Scrub Sinks – (8), (11)	12,006.90	299.00	—
3850207	ESS-3100-C-ADT	Optima® Sensor Scrub Sinks – (6), Above Deck Mixing Valve ADT	13,079.95	299.00	—
3850208	ESS-3100-H-ADT	Optima® Sensor Scrub Sinks – (8), Above Deck Mixing Valve ADT	13,079.95	299.00	671254250635

Optima® Deluxe Double Station Sensor Operated Scrub Sinks

Includes scrub sink, two Sloan Optima® sensor operated deck mounted surgical bend faucets with flow controlling spray head (laminar or shower spray), self-adaptive sensors, knee activated soap dispenser, two (2) 24 VAC plug-in transformers, beehive strainer, P-trap and Z-bar mounting clip.

3850211	ESS-3200-C	Optima® Sensor Scrub Sinks – (6)	15,783.20	340.00	671254250437
3850212	ESS-3200-H	Optima® Sensor Scrub Sinks – (8)	15,783.20	340.00	—
3850213	ESS-3200-C-BDT	Optima® Sensor Scrub Sinks – (6), (13)	16,310.40	340.00	671254250451
3850214	ESS-3200-H-BDT	Optima® Sensor Scrub Sinks – (8), (13)	16,310.40	340.00	671254250468
3850215	ESS-3200-C-ADM	Optima® Sensor Scrub Sinks – (6), (11)	16,395.10	340.00	671254250475
3850216	ESS-3200-H-ADM	Optima® Sensor Scrub Sinks – (8), (11)	16,395.10	340.00	—
3850217	ESS-3200-C-ADT	Optima® Sensor Scrub Sinks – (6), Above Deck Mixing Valve ADT	17,905.65	340.00	671254250499
3850218	ESS-3200-H-ADT	Optima® Sensor Scrub Sinks – (8), Above Deck Mixing Valve ADT	17,905.65	340.00	671254250505



EHS-1080



EHS-1750-ADM



ESS-3100

- (1). Bak Chek (2). Box Transformer "B" (3). Plug-In Transformer "P" (4). Less Transformer "LT" (5). 0.5 gpm/1.9 Lpm Sprayhead (non aerated) (6). 2.2 gpm/8.3 Lpm Laminar Spray Head (7). Surgical Bend Spout "S" (8). Shower Head Spray 2.2 gpm/8.3 Lpm "H" (9). 4" Trim Plate (10). 8" Trim Plate (11). Above Deck Mixing Valve – MIX110AA Trim Plate "ADM" (12). Below Deck Mixing Valve – MIX60A "BDM" (13). Below Deck Thermostatic Mixing Valve – MIX135A "BDT" (14). Integral Temperature Control Spout Mixer "ISM" (15). Drain Pop Up "DPU" (16). Optima® *i.q.-cliq* button "IC" (17). 1.5 gpm/5.7 Lpm Aerator (18). 2.2 gpm/8.3 Lpm Aerated Spray Head

Code Number	Product Number	Description	List Price \$	Est. Wt. (lbs.)	UPC Code
-------------	----------------	-------------	---------------	-----------------	----------

Optima® Deluxe Triple Station Sensor Operated Scrub Sinks

Includes scrub sink, three Sloan Optima® sensor operated deck mounted surgical bend faucets with flow controlling spray head (laminar or shower spray), self-adaptive sensors, knee activated soap dispenser, three (3) 24 VAC plug-in transformer, beehive strainer, P-trap and Z-bar mounting clip.

3850221	ESS-3300-C	Optima® Sensor Scrub Sinks – (6)	19,608.15	390.00	671254250727
3850222	ESS-3300-H	Optima® Sensor Scrub Sinks – (8)	19,608.15	390.00	—
3850223	ESS-3300-C-BDT	Optima® Sensor Scrub Sinks – (6), (13)	20,135.25	390.00	671254250758
3850224	ESS-3300-H-BDT	Optima® Sensor Scrub Sinks – (8), (13)	20,135.25	390.00	671254250765
3850225	ESS-3300-C-ADM	Optima® Sensor Scrub Sinks – (6), (11)	20,525.40	390.00	—
3850226	ESS-3300-H-ADM	Optima® Sensor Scrub Sinks – (8), (11)	20,525.40	390.00	—
3850227	ESS-3300-C-ADT	Optima® Sensor Scrub Sinks – (6), Above Deck Mixing Valve ADT	20,861.90	390.00	—
3850228	ESS-3300-H-ADT	Optima® Sensor Scrub Sinks – (8), Above Deck Mixing Valve ADT	20,861.90	390.00	—

EW-72000 and EW-73000 SloanStone® Lavatory Systems with Soap Dispensers

Two and Three Station SloanStone® lavatory systems. Available with Soap Dispenser (SD option). Add \$200 to the list price per dispenser. One dispenser is standard on the 72000, two dispensers on the 73000. Specify color.

—	EW-72000		4,750.00	—	—
—	EW-73000		6,960.00	—	—

EW-62000 and EW-63000 SloanStone® Lavatory System

Two and Three Station SloanStone® lavatory systems. Available with Soap Dispenser (SD option). Add \$200 to the list price per dispenser. One dispenser is standard on the 62000, two dispensers on the 63000. Specify color.

—	EW-62000	Transformer Powered	3,479.75	—	—
—	EW-62050	Battery Powered	3,457.75	—	—
—	EW-63000	Transformer Powered	5,092.50	—	—
—	EW-63050	Battery Powered	5,070.50	—	—

ELS-72000 SloanStone® Lavatory Systems with Sloan Optima® or Optima Plus® Faucets

SloanStone® double-station lavatory systems with faucet options.

—	ELS-72080	Includes Two ETF-80	3,901.00	—	—
—	ELS-72085	Includes Two EBF-85	4,210.00	—	—
—	ELS-72100	Includes Two EAF-100	4,213.30	—	—
—	ELS-72150	Includes Two EAF-150	4,024.05	—	—
—	ELS-72187	Includes Two EBF-187	4,165.95	—	—
—	ELS-72200	Includes Two EAF-200	4,036.20	—	—
—	ELS-72250	Includes Two EAF-250	3,920.40	—	—
—	ELS-72275	Includes Two EAF-275	4,028.30	—	—
—	ELS-72610	Includes Two ETF-610	3,809.75	—	—
—	ELS-72615	Includes Two EBF-615	4,207.60	—	—



ESS-3200



ESS-3300



EW-72000

- (1). Bak Chek (2). Box Transformer "B" (3). Plug-In Transformer "P" (4). Less Transformer "LT" (5). 0.5 gpm/1.9 Lpm Sprayhead (non aerated)
 (6). 2.2 gpm/8.3 Lpm Laminar Spray Head (7). Surgical Bend Spout "S" (8). Shower Head Spray 2.2 gpm/8.3 Lpm "H" (9). 4" Trim Plate (10). 8" Trim Plate
 (11). Above Deck Mixing Valve – MIX110AA Trim Plate "ADM" (12). Below Deck Mixing Valve – MIX60A "BDM" (13). Below Deck Thermostatic Mixing Valve – MIX135A "BDT"
 (14). Integral Temperature Control Spout Mixer "ISM" (15). Drain Pop Up "DPU" (16). Optima® *i.q.-cliq*® button "IC" (17). 1.5 gpm/5.7 Lpm Aerator (18). 2.2 gpm/8.3 Lpm Aerated Spray Head

Code Number	Product Number	Description	List Price \$	Est. Wt. (lbs.)	UPC Code
—	ELS-72600	Includes Two ETF-600	3,641.50	—	—
—	ELS-72650	Includes Two EBF-650	3,938.50	—	—
—	ELS-722100	Includes Two SF-2100	3,457.00	—	—
—	ELS-722150	Includes Two SF-2150	3,457.00	—	—
—	ELS-722200	Includes Two SF-2200	3,432.40	—	—
—	ELS-722250	Includes Two SF-2250	3,432.40	—	—
—	ELS-722300	Includes Two SF-2300	3,455.60	—	—
—	ELS-722350	Includes Two SF-2350	3,455.60	—	—

ELS-73000 SloanStone® Lavatory Systems with Sloan Optima® or Optima Plus® Faucets

SloanStone® triple-station lavatory systems with faucet options.

—	ELS-73080	Includes Three ETF-80	5,735.75	—	—
—	ELS-73085	Includes Three EBF-85	6,217.30	—	—
—	ELS-73100	Includes Three EAF-100	5,986.30	—	—
—	ELS-73150	Includes Three EAF-150	5,797.05	—	—
—	ELS-73187	Includes Three EBF-187	6,151.20	—	—
—	ELS-73200	Includes Three EAF-200	5,956.55	—	—
—	ELS-73250	Includes Three EAF-250	5,782.85	—	—
—	ELS-73275	Includes Three EAF-275	5,944.70	—	—
—	ELS-73610	Includes Three ETF-610	5,904.50	—	—
—	ELS-73615	Includes Three EBF-615	5,912.35	—	—
—	ELS-73600	Includes Three ETF-600	5,514.50	—	—
—	ELS-73650	Includes Three EBF-650	5,810.00	—	—
—	ELS-732100	Includes Three SF-2100	5,087.75	—	—
—	ELS-732150	Includes Three SF-2150	5,087.75	—	—
—	ELS-732200	Includes Three SF-2200	5,050.85	—	—
—	ELS-732250	Includes Three SF-2250	5,050.85	—	—
—	ELS-732300	Includes Three SF-2300	5,085.65	—	—
—	ELS-732350	Includes Three SF-2350	5,085.65	—	—

ELS-62000 SloanStone® Lavatory Systems with Sloan Optima® or Optima Plus® Faucets

SloanStone® double-station lavatory systems with faucet options.

—	ELS-62080	Includes Two ETF-80	3,601.00	—	—
—	ELS-62085	Includes Two EBF-85	3,910.00	—	—
—	ELS-62100	Includes Two EAF-100	3,913.30	—	—
—	ELS-62150	Includes Two EAF-150	3,724.05	—	—
—	ELS-62187	Includes Two EBF-187	3,865.95	—	—
—	ELS-62200	Includes Two EAF-200	**	—	—
—	ELS-62250	Includes Two EAF-250	**	—	—
—	ELS-62275	Includes Two EAF-275	**	—	—
—	ELS-62610	Includes Two ETF-610	3,509.75	—	—
—	ELS-62615	Includes Two EBF-615	3,907.60	—	—



ELS-72000



ELS-73000

Code Number	Product Number	Description	List Price \$	Est. Wt. (lbs.)	UPC Code
—	ELS-62600	Includes Two ETF-600	3,441.50		
—	ELS-62650	Includes Two EBF-650	3,638.50		

**Contact Your Local Sloan Representative

ELS-63000 SloanStone® Lavatory Systems with Sloan Optima® or Optima Plus® Faucets

SloanStone® triple-station lavatory systems with faucet options.

—	ELS-63080	Includes Three ETF-80	5,453.75	—	—
—	ELS-63085	Includes Three EBF-85	5,917.30	—	—
—	ELS-63100	Includes Three EAF-100	5,686.30	—	—
—	ELS-63150	Includes Three EAF-150	5,497.05	—	—
—	ELS-63187	Includes Three EBF-187	5,851.20	—	—
—	ELS-63200	Includes Three EAF-200	**	—	—
—	ELS-63250	Includes Three EAF-250	**	—	—
—	ELS-63275	Includes Three EAF-275	**	—	—
—	ELS-63610	Includes Three ETF-610	5,316.90	—	—
—	ELS-63615	Includes Three EBF-615	5,612.35	—	—
—	ELS-63600	Includes Three ETF-600	5,214.50	—	—
—	ELS-63650	Includes Three EBF-650	5,510.00	—	—

**Contact Your Local Sloan Representative

ELC-81000 Series SloanStone® Single Station Lavatory Systems with Faucet Options

—	ELC-81000	Less Faucet	3,204.25	—	—
—	ELC-81080	Includes One ETF-80	3,769.95	—	—
—	ELC-81085	Includes One EBF-85	3,914.65	—	—
—	ELC-81100	Includes One EAF-100	3,869.20	—	—
—	ELC-81150	Includes One EAF-150	3,826.65	—	—
—	ELC-81200	Includes One EAF-200	3,869.75	—	—
—	ELC-81210	Includes One SF2100	3,587.15	—	—
—	ELC-81215	Includes One SF2150	3,565.15	—	—
—	ELC-81240	Includes One SF2400	3,587.15	—	—
—	ELC-81245	Includes One SF2450	3,565.15	—	—
—	ELC-81250	Includes One EAF-250	3,808.45	—	—
—	ELC-81275	Includes One EAF-275	3,865.10	—	—


Code Number	Product Number	Description	List Price \$	Est. Wt. (lbs.)	UPC Code
—	ELC-81610	Includes One ETF-610	3,746.00	—	—
—	ELC-81615	Includes One EBF-615	3,759.85	—	—
—	ELC-81880	Includes One ETF-880	3,843.65	—	—

ELC-82000 Series SloanStone® Single Station Lavatory Systems with Faucet Options

—	ELC-82000	Less Faucet	3,807.50	—	—
—	ELC-82080	Includes Two ETF-80	4,938.90	—	—
—	ELC-82085	Includes Two EBF-85	5,228.30	—	—
—	ELC-82100	Includes Two EAF-100	5,137.40	—	—
—	ELC-82150	Includes Two EAF-150	5,052.30	—	—
—	ELC-82200	Includes Two EAF-200	5,138.50	—	—
—	ELC-82210	Includes Two SF2100	4,573.30	—	—
—	ELC-82215	Includes Two SF2150	4,529.30	—	—
—	ELC-82240	Includes Two SF2400	4,573.30	—	—
—	ELC-82245	Includes Two SF2450	4,529.30	—	—
—	ELC-82250	Includes Two EAF-250	5,015.90	—	—
—	ELC-82275	Includes Two EAF-275	5,129.20	—	—
—	ELC-82610	Includes Two ETF-610	4,891.00	—	—
—	ELC-82615	Includes Two EBF-615	4,918.00	—	—
—	ELC-82880	Includes Two ETF-880	5,086.30	—	—

ELC-83000 Series SloanStone® Single Station Lavatory Systems with Faucet Options

—	ELC-83000	Less Faucet	4,864.50	—	—
—	ELC-83080	Includes Three ETF-80	6,561.60	—	—
—	ELC-83085	Includes Three EBF-85	6,995.70	—	—
—	ELC-83100	Includes Three EAF-100	6,859.35	—	—
—	ELC-83150	Includes Three EAF-150	6,731.70	—	—
—	ELC-83200	Includes Three EAF-200	6,861.00	—	—
—	ELC-83210	Includes Three SF2100	6,013.20	—	—
—	ELC-83215	Includes Three SF2150	5,947.20	—	—
—	ELC-83240	Includes Three SF2400	6,013.20	—	—
—	ELC-83245	Includes Three SF2450	5,947.20	—	—
—	ELC-83250	Includes Three EAF-250	6,677.10	—	—
—	ELC-83275	Includes Three EAF-275	6,847.05	—	—
—	ELC-83610	Includes Three ETF-610	6,489.75	—	—



ELC-82000

Code Number	Product Number	Description	List Price \$	Est. Wt. (lbs.)	UPC Code
—	ELC-83615	Includes Three EBF-615	6,531.30	—	—
—	ELC-83880	Includes Three ETF-880	6,782.70	—	—

ELC 41000 Series SloanStone® Single Station Lavatory Systems with Faucet Options

—	ELC 41080	Includes One ETF-80	1,646.85	68.00	—
—	ELC 41085	Includes One EBF-85	1,775.70	68.00	—
—	ELC 41100	Includes One EAF-100	1,777.50	64.00	—
—	ELC 41150	Includes One EAF-150	1,682.70	64.00	—
—	ELC 41187	Includes One EBF-187	1,753.90	68.00	—
—	ELC 41280	Includes One ESD-20080	1,905.15	73.00	—
—	ELC 41285	Includes One ESD-25085	2,058.85	73.00	—
—	ELC 41610	Includes One ETF-610	1,600.85	67.50	—
—	ELC 41615	Includes One EBF-615	1,674.05	67.50	—
—	ELC 41600	Includes One ETF-600	1,566.95	70.00	—
—	ELC 41650	Includes One EBF-650	1,640.20	70.00	—

ELC 42000 Series SloanStone® Double Station Lavatory Systems with Faucet Options

—	ELC 42080	Includes Two ETF-80	3,292.45	136.00	—
—	ELC 42085	Includes Two EBF-85	3,601.85	136.00	—
—	ELC 42100	Includes Two EAF-100	3,605.20	128.00	—
—	ELC 42150	Includes Two EAF-150	3,415.85	128.00	—
—	ELC 42187	Includes Two EBF-187	3,558.05	136.00	—
—	ELC 42280	Includes Two ESD-20080	3,861.75	146.00	—
—	ELC 42285	Includes Two ESD-25085	4,169.10	146.00	—
—	ELC 42610	Includes Two ETF-610	3,199.85	135.00	—
—	ELC 42615	Includes Two EBF-615	3,266.75	135.00	—
—	ELC 42600	Includes Two ETF-600	3,133.30	140.00	—
—	ELC 42650	Includes Two EBF-650	3,330.55	140.00	—

ELC 43000 Series SloanStone® Triple Station Lavatory Systems with Faucet Options

—	ELC 43080	Includes Three ETF-80	4,893.25	204.00	—
—	ELC 43085	Includes Three EBF-85	5,356.70	204.00	—
—	ELC 43100	Includes Three EAF-100	5,361.70	192.00	—
—	ELC 43150	Includes Three EAF-150	5,077.85	192.00	—
—	ELC 43187	Includes Three EBF-187	5,290.75	204.00	—
—	ELC 43280	Includes Three ESD-20080	5,746.70	219.00	—
—	ELC 43285	Includes Three ESD-25085	6,425.50	219.00	—
—	ELC 43610	Includes Three ETF-610	4,756.55	202.50	—
—	ELC 43615	Includes Three EBF-615	5,051.75	202.50	—
—	ELC 43600	Includes Three ETF-600	4,654.05	210.00	—
—	ELC 43650	Includes Three EBF-650	4,949.55	210.00	—



ELC-83000



ELC 41000



ELC 42000

Code Number	Product Number	Description	List Price \$	Est. Wt. (lbs.)	UPC Code
ELC 44000 Series SloanStone® Four Station Lavatory Systems with Faucet Options					
—	ELC 44080	Includes Four ETF-80	6,463.25	272.00	—
—	ELC 44085	Includes Four EBF-85	7,081.30	272.00	—
—	ELC 44100	Includes Four EAF-100	7,087.85	256.00	—
—	ELC 44150	Includes Four EAF-150	6,709.35	256.00	—
—	ELC 44187	Includes Four EBF-187	6,993.80	272.00	—
—	ELC 44280	Includes Four ESD-20080	7,601.25	292.00	—
—	ELC 44285	Includes Four ESD-25085	8,215.90	292.00	—
—	ELC 44610	Includes Four ETF-610	6,281.15	270.00	—
—	ELC 44615	Includes Four EBF-615	6,674.75	270.00	—
—	ELC 44600	Includes Four ETF-600	6,144.30	280.00	—
—	ELC 44650	Includes Four EBF650	6,538.25	280.00	—

ELS 41000 Series SloanStone® Single Station Lavatory Systems with Faucet Options					
—	ELS 41080	Includes One ETF-80	1,610.70	48.00	—
—	ELS 41085	Includes One EBF-85	1,739.70	48.00	—
—	ELS 41100	Includes One EAF-100	1,740.90	44.00	—
—	ELS 41150	Includes One EAF-150	1,645.75	44.00	—
—	ELS 41187	Includes One EBF-187	1,717.95	48.00	—
—	ELS 41280	Includes One ESD-20080	1,869.65	53.00	—
—	ELS 41285	Includes One ESD-25085	2,023.35	53.00	—
—	ELS 41610	Includes One ETF-610	1,565.15	47.50	—
—	ELS 41615	Includes One EBF-615	1,638.05	47.50	—
—	ELS 41600	Includes One ETF-600	1,531.00	50.00	—
—	ELS 41650	Includes One EBF-650	1,603.95	50.00	—

ELS 42000 Series SloanStone® Double Station Lavatory Systems with Faucet Options					
—	ELS 42080	Includes Two ETF-80	3,601.00	206.00	—
—	ELS 42085	Includes Two EBF-85	3,910.00	206.00	—
—	ELS 42100	Includes Two EAF-100	3,913.30	198.00	—
—	ELS 42150	Includes Two EAF-150	3,724.05	198.00	—
—	ELS 42187	Includes Two EBF-187	3,865.95	206.00	—
—	ELS 42280	Includes Two ESD-20080	4,290.95	216.00	—
—	ELS 42285	Includes Two ESD-25085	4,477.25	216.00	—
—	ELS 42610	Includes Two ETF-610	3,509.75	205.00	—
—	ELS 42615	Includes Two EBF-615	3,907.60	205.00	—
—	ELS 42600	Includes Two ETF-600	3,441.50	210.00	—
—	ELS 42650	Includes Two EBF-650	3,638.50	210.00	—



ELC 43000



ELC 44000



ELS 41000

Code Number	Product Number	Description	List Price \$	Est. Wt. (lbs.)	UPC Code
ELS 43000 Series SloanStone® Triple Station Lavatory Systems with Faucet Options					
Code Number	Product Number	Description	List Price	Est. Wgt.	UPC Code
—	ELS 43080	Includes Three ETF-80	5,453.75	274.00	—
—	ELS 43085	Includes Three EBF-85	5,917.30	274.00	—
—	ELS 43100	Includes Three EAF-100	5,686.30	262.00	—
—	ELS 43150	Includes Three EAF-150	5,497.05	262.00	—
—	ELS 43187	Includes Three EBF-187	5,851.20	274.00	—
—	ELS 43280	Includes Three ESD-20080	6,307.15	289.00	—
—	ELS 43285	Includes Three ESD-25085	6,768.15	289.00	—
—	ELS 43610	Includes Three ETF-610	5,316.90	272.50	—
—	ELS 43615	Includes Three EBF-615	5,612.35	272.50	—
—	ELS 43600	Includes Three ETF-600	5,214.50	280.00	—
—	ELS 43650	Includes Three EBF-650	5,510.00	280.00	—

SloanStone® Electronic Wash Station

Two and Three Station Sensor Operated Lavatory System with Integrated Electronic Optima Technology. Available with Soap Dispenser (MSD Option).

—	EW 42000	Two Station Lavatory System	3,479.75	190.00	—
—	EW 43000	Three Station Lavatory System	5,092.20	250.00	—

SloanStone® Electronic Wash Fountain

Sensor Operated Lavatory Systems with Integrated Optima Technology

—	EWF 42000	Two Station Lavatory-Corner Unit	5,787.65	130.00	—
—	EWF 43000	Three Station Lavatory	6,312.40	140.00	—
—	EWF 44000	Four Station Lavatory	6,801.50	170.00	—

SloanStone® Options

SloanStone® Sink Variations

AB	Angle Bracket/ea. – ELC (4000 Series Only)	37.55
DS	Drain Shroud – ELS (4000 Series Only)	N/C
ESD	Electronic Soap Dispenser – ELC, ELS, EW, EWF (4000 Series Only)	382.15
FA	Integrated Front Apron – ELC, ELS, EW, EWF (4000 Series Only)	N/C
FM*	Floor Mount Kit – ELS, EW, EWF (4000 Series Only)	N/C
LS	Left Side Splash – ELC (4000 Series Only)	64.15
MSD	Manual Soap Dispenser – EW, EWF (4000 Series Only)	191.2
RS	Right Side Splash – ELC (4000 Series Only)	64.15
JVC	Juvenile Height Cabinet (4000 Series Only)	N/C

* FM for Standard Height, not Juvenile



ELS 42000



ELS 43000



EW 43000



EWF 44000

Code Number	Product Number	Description	List Price \$	Est. Wt. (lbs.)	UPC Code
-------------	----------------	-------------	---------------	-----------------	----------

Sensor Operated Optima® Systems OLP

Code Number	Product Number	Description	List Price \$	Est. Wt. (lbs.)	UPC Code
UPPERCUT® Exposed Dual-Flush Water Closet Flushometers					
Premium Flushometer PERMEX™ Synthetic Rubber Diaphragm w/Dual-Filtered Fixed By-Pass Diaphragm, ADA Antimicrobial Handle with Triple Seal Packaging, Vandal Resistant Stop Cap, Vacuum Breaker Flush Connection & Sweat Kit with Cast Set Screw Wall Flange as standard. Non-hold Open, no External Volume Adjustment. Fixed Volume Accuracy w/CID® Technology. Lifting Handle UP initiates reduced flush (1.1 gpf/4.2 Lpf), eliminating liquid and paper waste, Pushing Handle DOWN initiates full flush (1.6 gpf/6.0 Lpf), eliminating solid waste and paper waste.					
3720000	WES-111	11-1/2" Rough In	196.65	7.50	671254315327
3720300	WES-115	24" Rough In	212.70	9.00	671254315334
UPPERCUT® Handle Retrofit Kits					
3372003	WES-212A	UPPERCUT® Handle Retrofit Kit	59.05	0.50	671254314856
3372004	WES-213A	UPPERCUT® Handle Retrofit Kit with Handle and Diaphragm	83.70	1.50	671254314863

Royal® Exposed Water Closet Flushometers

Premium Flushometer includes Dual-Filtered Fixed By-Pass Diaphragm, ADA Handle with Triple Seal Packaging, Vandal Resistant Stop Cap, Vacuum Breaker Flush Connection & Sweat Kit with Cast Set Screw Wall Flange as standard. Non-hold Open, no External Volume Adjustment. Fixed Volume Accuracy w/CID® Technology.

3910002	ROYAL 100		175.50	7.50	671254061170
3910100	ROYAL 100 H		190.75	7.50	671254218550
3910165	ROYAL 100 HL3		206.05	7.50	671254209398
3910032	ROYAL 100 XD		206.00	5.20	671254242821
3910017	ROYAL 100-1.6		175.50	7.30	671254061200
3010100	ROYAL 110 3.5		175.50	7.30	671254018167
3010128	ROYAL 110 H		190.75	7.70	671254018365
3010130	ROYAL 110 HL3		206.15	8.50	671254018389
3010131	ROYAL 110 HL3 YO		206.15	8.50	671254018396
3010120	ROYAL 110 SG		210.95	7.09	671254339835
3010107	ROYAL 110 YG		184.60	7.30	671254018204
3010109	ROYAL 110 YO		175.50	7.30	671254018228
3010000	ROYAL 111 1.6		175.50	7.30	671254046191
3910168	ROYAL 111-1.28		175.50	7.30	067125420979
3010028	ROYAL 111 H		190.75	7.70	671254018075
3010030	ROYAL 111 HL3		206.15	8.50	671254018082
3010031	ROYAL 111 HL3 YO		206.15	8.50	671254018099
3010025	ROYAL 111 SG		210.95	7.20	671254339743
3910051	ROYAL 111 SG TP		261.65	7.65	671254348035
3010007	ROYAL 111 YG		184.60	7.30	671254017979
3010009	ROYAL 111 YO		175.50	7.30	671254017986
3010246	ROYAL 112		188.10	8.30	671254131811
3910243	ROYAL 112 XD		167.85	6.00	671254134799
3910235	ROYAL 112-1.6		188.10	8.30	671254142787
3910244	ROYAL 112-1.6 XD		167.85	6.40	671254134805
3010200	ROYAL 113		179.70	8.10	671254018631
3910250	ROYAL 113-1.28		179.70	7.30	067125419724
3910270	ROYAL 113-1.6		179.70	8.10	671254062238
3019500	ROYAL 114		199.70	9.80	671254034280



WES-111



WES-212



WES-213A



ROYAL 110

Code Number	Product Number	Description	List Price \$	Est. Wt. (lbs.)	UPC Code
3019526	ROYAL 114-1.6		199.70	9.80	671254114340
3010300	ROYAL 115		188.10	8.80	671254018938
3010330	ROYAL 115 HL3		218.80	9.20	671254019126
3010313	ROYAL 115 SG		222.85	8.21	671254339903
3910335	ROYAL 115-1.28		188.10	8.33	671254219731
3010326	ROYAL 115-1.6		188.10	8.80	671254019089
3910336	ROYAL 115-1.6 SG		222.85	8.20	671254339927
3010400	ROYAL 116		191.30	8.70	671254019270
3010426	ROYAL 116-1.6		191.30	8.70	671254117778
3010800	ROYAL 120		190.90	8.80	671254020139
3010802	ROYAL 120 U		190.90	8.60	671254020146
3010807	ROYAL 120 YG		200.10	8.70	671254020160
3010809	ROYAL 120 YO		190.90	8.70	671254020177
3010826	ROYAL 120-1.6		190.90	8.80	671254112414
3010900	ROYAL 121		195.20	9.10	671254020429
3011000	ROYAL 122		203.60	9.80	671254020597
3011026	ROYAL 122-1.6		203.60	8.10	671254214347

Royal® Exposed Urinal Flushometers

Premium Flushometer includes Dual-Filtered Fixed By-Pass Diaphragm, ADA Handle with Triple Seal Packaging, Vandal Resistant Stop Cap, Vacuum Breaker Flush Connection & Sweat Kit with Cast Set Screw Wall Flange as standard. Non-hold Open, no External Volume Adjustment. Fixed Volume Accuracy w/CID® Technology.

3012400	ROYAL 180 3.5		175.50	7.50	671254024922
3012428	ROYAL 180 H		190.75	7.60	671254205109
3012415	ROYAL 180 SG		210.95	7.01	671254339880
3012401	ROYAL 180 T		175.50	7.50	671254024939
3012436	ROYAL 180-1		175.50	7.40	671254117266
3912430	ROYAL 180-1 SG		210.95	7.07	671254339873
3012426	ROYAL 180-1.5		175.50	7.50	671254109247
3912455	ROYAL 180-1.5 SG		210.95	7.10	671254339897
3012500	ROYAL 181		178.65	7.60	671254025172
3012600	ROYAL 186		175.50	7.40	671254025332
3012628	ROYAL 186 H		190.75	8.90	671254025448
3012610	ROYAL 186 SG		210.95	7.00	671254339842
3012602	ROYAL 186 U		175.50	9.00	671254025356
3012636	ROYAL 186-1		175.50	7.40	671254116139
3912665	ROYAL 186-1 H		190.75	8.90	671254128767
3912663	ROYAL 186-1 HL3		206.15	9.90	671254048324
3912635	ROYAL 186-1 SG		210.95	6.90	671254339859
3912697	ROYAL 186-0.5		175.50	6.90	671254130579
3912629	ROYAL 186-0.5 SG		210.95	6.90	671254339866
3912648	ROYAL 186-0.25		175.50	7.40	671254346741
3012800	ROYAL 187		191.55	7.80	671254025844
3912504	ROYAL 188 XD		167.85	5.70	671254144118



ROYAL 115



ROYAL 120



ROYAL 180



ROYAL 186

Code Number	Product Number	Description	List Price \$	Est. Wt. (lbs.)	UPC Code
-------------	----------------	-------------	---------------	-----------------	----------

Royal® Service Sink Flushometers (6.5 gpf cycle)

Premium Flushometer includes Dual-Filtered Fixed By-Pass Diaphragm, ADA Handle with Triple Seal Packaging, Vandal Resistant Stop Cap, Vacuum Breaker Flush Connection & Sweat Kit with Cast Set Screw Wall Flange as Standard. Non-hold Open, no External Volume Adjustment. Fixed Volume Accuracy w/CID® Technology.

3010500	ROYAL 117		188.10	8.70	671254019515
3010528	ROYAL 117 H		203.40	9.00	671254019669
3010532	ROYAL 117 HO	1" Offset	234.10	9.00	671254019690
3010533	ROYAL 117 HO	1-1/2" Offset	234.10	9.20	671254019706
3010503	ROYAL 117 O	1" Offset	218.80	9.00	671254019539
3010505	ROYAL 117 O	1-1/2" Offset	218.80	9.20	671254019546
3010530	ROYAL 117 HL3		218.80	9.30	671254019683
3010525	ROYAL 117 H SG		239.80	8.20	671254348110

Royal® Exposed Eastern Style Water Closet Flushometers

Premium Flushometer includes Dual-Filtered Fixed By-Pass Diaphragm, ADA Handle with Triple Seal Packaging, Vandal Resistant Stop Cap, Vacuum Breaker Flush Connection & Sweat Kit with Cast Set Screw Wall Flange as standard. Non-hold Open, no External Volume Adjustment. Fixed Volume Accuracy w/CID® Technology.

3910156	ROYAL 136		229.75	8.60	671254144071
3910169	ROYAL 136-1.6		229.75	8.60	671254228955
3910802	ROYAL 137		233.80	8.60	671254122079
3910808	ROYAL 137-1.6		233.80	8.60	671254235359
3910823	ROYAL 137-1.6	w/F109 40" BEND	240.00	9.00	671254145986
3910825	ROYAL 137-1.6	w/F109 48" BEND	252.45	9.80	671254146006
3910829	ROYAL 137-2.4		233.80	8.60	671254217874

Royal® Concealed Eastern Style Water Closet Flushometers

Premium Flushometer includes Dual-Filtered Fixed By-Pass Diaphragm, ADA Handle with Triple Seal Packaging, Vandal Resistant Stop Cap, Vacuum Breaker Flush Connection & Sweat Kit with Cast Set Screw Wall Flange as standard. Non-hold Open, no External Volume Adjustment. Fixed Volume Accuracy w/CID® Technology.

3911668	ROYAL 139	3-3/4" LDIM L3 WB	291.25	8.50	671254229167
3911905	ROYAL 139	6-3/4" LDIM	275.90	8.50	671254223103
3911819	ROYAL 139	7-3/4" LDIM WB	275.90	8.50	671254145207
3911874	ROYAL 139	8-3/4" LDIM	275.90	9.00	671254209619
3911823	ROYAL 139	8-3/4" LDIM WB Push Button	275.90	9.00	671254147133
3911906	ROYAL 139	10-3/4" LDIM	275.90	10.20	671254223110
3911844	ROYAL 139	10-3/4" LDIM WB	275.90	10.30	671254202757
3911838	ROYAL 139	10-3/4" LDIM 28mm	275.90	10.30	671254222137
3911921	ROYAL 139-1.6	3-3/4" LDIM	275.90	9.00	671254232983
3911915	ROYAL 139-1.6	3-3/4" LDIM WB	275.90	9.00	671254229990
3911736	ROYAL 139-1.6	8-3/4" LDIM L3 WWT	288.45	10.30	671254123946
3911845	ROYAL 139-1.6	10-3/4" LDIM WB	291.25	10.30	671254202740
3911824	ROYAL 139-2.4	5-3/4" LDIM	275.90	7.50	671254147201

Note: Wall box sold separately



ROYAL 117



ROYAL 136



ROYAL 137



ROYAL 139

Code Number	Product Number	Description	List Price \$	Est. Wt. (lbs.)	UPC Code
Royal® Concealed Water Closet Flushometers					
Premium Flushometer includes Dual-Filtered Fixed By-Pass Diaphragm, ADA Handle with Triple Seal Packaging, Vandal Resistant Stop Cap, Vacuum Breaker Flush Connection & Sweat Kit with Cast Set Screw Wall Flange as standard. Non-hold Open, no External Volume Adjustment. Fixed Volume Accuracy w/CID® Technology.					
—	ROYAL 140-1.28	2-3/4" LDIM	250.50	10.00	—
3911148	ROYAL 140-1.28	10-3/4" LDIM	250.50	10.00	671254368408
3011100	ROYAL 140	2-3/4" LDIM	250.50	10.00	671254020726
3011110	ROYAL 140	3-3/4" LDIM	250.50	10.20	671254020733
3011120	ROYAL 140	4-3/4" LDIM	250.50	10.50	671254020795
3011140	ROYAL 140	6-3/4" LDIM	250.50	11.20	671254020894
3011150	ROYAL 140	7-3/4" LDIM	250.50	11.60	671254020955
3011160	ROYAL 140	8-3/4" LDIM	250.50	11.90	671254021013
3011162	ROYAL 140	8-3/4" LDIM L	250.50	11.90	671254113916
3011180	ROYAL 140	10-3/4" LDIM	250.50	12.50	671254021129
3011182	ROYAL 140	10-3/4" LDIM L	250.50	12.50	671254122475
3011190	ROYAL 140	11-3/4" LDIM	250.50	12.90	671254021181
3911112	ROYAL 140-1.6	2-3/4" LDIM	250.50	10.00	671254129672
3911123	ROYAL 140-1.6	6-3/4" LDIM L	250.50	11.20	671254200579
3911121	ROYAL 140-1.6	10-3/4" LDIM	250.50	12.50	671254147997
3911110	ROYAL 140-1.6	10-3/4" LDIM L3	265.85	12.90	671254119642
3011200	ROYAL 142	2-3/4" LDIM	287.55	10.00	671254212732
3911221	ROYAL 142	2-3/4" LDIM L3 WB	302.90	10.50	671254128446
3011210	ROYAL 142	3-3/4" LDIM	287.55	10.50	671254021228
3011212	ROYAL 142	3-3/4" LDIM L	287.55	10.50	671254021242
3911362	ROYAL 142	3-3/4" LDIM L WB	287.55	10.50	671254065208
3911332	ROYAL 142	3-3/4" LDIM L3 WB	302.90	11.00	671254065000
3011220	ROYAL 142	4-3/4" LDIM	287.55	11.70	671254021280
3011222	ROYAL 142	4-3/4" LDIM L	287.55	11.70	671254120853
3011230	ROYAL 142	5-3/4" LDIM L	287.55	11.90	671254021334
3011240	ROYAL 142	6-3/4" LDIM	287.55	12.00	671254021372
3011250	ROYAL 142	7-3/4" LDIM	287.55	12.50	671254021433
3011253	ROYAL 142	7-3/4" LDIM L3	302.90	13.00	671254141902
3011260	ROYAL 142	8-3/4" LDIM	287.55	12.50	671254021495
3011262	ROYAL 142	8-3/4" LDIM L	287.55	12.50	671254021518
3011280	ROYAL 142	10-3/4" LDIM	287.55	13.00	671254021600
3911201	ROYAL 142-1.6	3-3/4" LDIM	287.55	10.50	671254112407
3911205	ROYAL 142-1.6	4-3/4" LDIM	287.55	11.70	671254113992
3911234	ROYAL 142-1.6	4-3/4" LDIM WB	287.55	11.70	671254213098
3911344	ROYAL 142-1.6	6-3/4" LDIM	287.55	12.00	671254065079
3911210	ROYAL 142-1.6	6-3/4" LDIM L WB	287.55	12.00	671254117587
3911202	ROYAL 142-1.6	8-3/4" LDIM	287.55	12.50	671254112391
3911228	ROYAL 142-1.6	9-3/4" LDIM	287.55	12.70	671254147089
3911203	ROYAL 142-1.6	10-3/4" LDIM	287.55	13.00	671254112421
3911229	ROYAL 142-1.6	10-3/4" LDIM L3	302.90	13.50	671254147430
3910942	ROYAL 142-1.6	10-3/4" LDIM L WB	287.55	13.30	671254064485

Note: Wall box sold separately



ROYAL 140



ROYAL 142

Code Number	Product Number	Description	List Price \$	Est. Wt. (lbs.)	UPC Code
—	ROYAL 143-1.28	2-3/4" LDIM	220.85	9.50	—
—	ROYAL 143-1.28	10-3/4" LDIM	220.85	9.50	—
3011300	ROYAL 143	5-3/4" LDIM	220.85	9.50	671254021709
3011310	ROYAL 143	3-3/4" LDIM	220.85	9.50	671254021716
3011312	ROYAL 143	3-3/4" LDIM L	220.85	9.70	671254116214
3011313	ROYAL 143	3-3/4" LDIM L3	236.10	10.00	671254021747
3011320	ROYAL 143	4-3/4" LDIM	220.85	10.00	671254021778
3011330	ROYAL 143	5-3/4" LDIM	220.85	10.50	671254021839
3011340	ROYAL 143	6-3/4" LDIM	220.85	11.00	671254021891
3011343	ROYAL 143	6-3/4" LDIM L3	236.10	11.50	671254021921
3011346	ROYAL 143	6-3/4" LDIM WB	220.85	11.20	671254120020
3011350	ROYAL 143	7-3/4" LDIM	220.85	11.40	671254021952
3011360	ROYAL 143	8-3/4" LDIM	220.85	11.70	671254022010
3011362	ROYAL 143	8-3/4" LDIM L	220.85	11.70	671254022034
3011363	ROYAL 143	8-3/4" LDIM L3	236.10	12.20	671254022041
3011370	ROYAL 143	9-3/4" LDIM	220.85	12.20	671254022072
3011380	ROYAL 143	10-3/4" LDIM	220.85	12.50	671254022133
3011382	ROYAL 143	10-3/4" LDIM L	220.85	12.70	671254022157
3011383	ROYAL 143	10-3/4" LDIM L3	236.10	13.00	671254022164
3011390	ROYAL 143	11-3/4" LDIM	220.85	12.90	671254022195
3011393	ROYAL 143	11-3/4" LDIM L3	236.10	13.00	671254022225
3911307	ROYAL 143	12-3/4" LDIM	220.85	13.40	671254078772
3911380	ROYAL 143	12-3/4" LDIM L3	236.10	13.70	671254139459
3911314	ROYAL 143-1.6	3-3/4" LDIM	220.85	9.50	671254114272
3911325	ROYAL 143-1.6	3-3/4" LDIM L3	236.10	9.90	671254207721
3911301	ROYAL 143-1.6	4-3/4" LDIM	220.85	10.00	671254112438
3911304	ROYAL 143-1.6	6-3/4" LDIM	220.85	11.00	671254112445
3911361	ROYAL 143-1.6	6-3/4" LDIM WB	220.85	11.20	671254130173
3911323	ROYAL 143-1.6	7-3/4" LDIM	220.85	11.40	671254201354
3911387	ROYAL 143-1.6	7-3/4" LDIM L WB	220.85	11.60	671254142688
3910932	ROYAL 143-1.6	8-3/4" LDIM	220.85	11.70	671254076082
3910915	ROYAL 143-1.6	8-3/4" LDIM L	220.85	11.70	671254109476
3911372	ROYAL 143-1.6	8-3/4" LDIM WB	220.85	11.90	671254141124
3911358	ROYAL 143-1.6	8-3/4" LDIM L3 WB	236.10	12.40	671254208858
3911328	ROYAL 143-1.6	9-3/4" LDIM	220.85	12.20	671254208711
3811300	ROYAL 143-1.6	10-3/4" LDIM	220.85	12.50	671254110922
3910927	ROYAL 143-1.6	10-3/4" LDIM L	220.85	12.50	671254107069
3911345	ROYAL 143-1.6	10-3/4" LDIM L WB	220.85	12.70	671254125964
3911382	ROYAL 143-1.6	10-3/4" LDIM WB	220.85	12.90	671254141117
3011400	ROYAL 144	2-3/4" LDIM	220.85	9.50	671254206601
3011410	ROYAL 144	3-3/4" LDIM	220.85	9.50	671254022263
3011420	ROYAL 144	4-3/4" LDIM	220.85	10.00	671254022324
3011423	ROYAL 144	4-3/4" LDIM L3	233.40	10.90	671254118706
3011432	ROYAL 144	5-3/4" LDIM L	220.85	11.00	671254022409

Note: Wall box sold separately



ROYAL 143



ROYAL 144

Code Number	Product Number	Description	List Price \$	Est. Wt. (lbs.)	UPC Code
3011440	ROYAL 144	6-3/4" LDIM	220.85	11.30	671254022447
3011450	ROYAL 144	7-3/4" LDIM	220.85	11.50	671254022508
3011460	ROYAL 144	8-3/4" LDIM	220.85	11.60	671254022553
3011462	ROYAL 144	8-3/4" LDIM L	220.85	11.60	671254022577
3011463	ROYAL 144	8-3/4" LDIM L3	236.10	12.00	671254210332
3911443	ROYAL 144	8-3/4" LDIM L WB	220.85	11.90	671254079618
3011480	ROYAL 144	10-3/4" LDIM	220.85	13.00	671254022676
3911411	ROYAL 144	12-3/4" LDIM	220.85	14.00	671254079298
3911432	ROYAL 144-1.6	2-3/4" LDIM	220.85	9.50	671254207745
3910924	ROYAL 144-1.6	3-3/4" LDIM	220.85	9.50	671254107892
3911418	ROYAL 144-1.6	3-3/4" LDIM WB	220.85	9.70	671254125285
3911404	ROYAL 144-1.6	4-3/4" LDIM L	220.85	10.00	671254113985
3911424	ROYAL 144-1.6	4-3/4" LDIM L	220.85	10.00	671254133006
3911426	ROYAL 144-1.6	4-3/4" LDIM L3	236.10	10.40	671254139206
3911422	ROYAL 144-1.6	4-3/4" LDIM WB	220.85	10.20	671254132702
3911431	ROYAL 144-1.6	5-3/4" LDIM L	220.85	11.00	671254200548
3811400	ROYAL 144-1.6	6-3/4" LDIM	220.85	11.30	671254109933
3911400	ROYAL 144-1.6	6-3/4" LDIM L3	236.10	11.70	671254111295
3911434	ROYAL 144-1.6	6-3/4" LDIM WB	220.85	11.50	671254214101
3811402	ROYAL 144-1.6	7-3/4" LDIM	220.85	11.50	671254110915
3011476	ROYAL 144-1.6	7-3/4" LDIM L	220.85	11.70	671254143296
3911368	ROYAL 144-1.6	8-3/4" LDIM	220.85	11.60	671254065246
3911403	ROYAL 144-1.6	9-3/4" LDIM	220.85	11.90	671254113978
3911433	ROYAL 144-1.6	9-3/4" LDIM WB	220.85	12.10	671254207967
3911429	ROYAL 144-1.6	10-3/4" LDIM	220.85	13.00	671254146969
3911419	ROYAL 144-1.6	10-3/4" LDIM L	220.85	13.20	671254125889
3911425	ROYAL 144-1.6	10-3/4" LDIM L3	236.10	13.40	671254133785
3911417	ROYAL 144-1.6	12-3/4" LDIM	220.85	14.00	671254214002
3011500	ROYAL 150	2-3/4" LDIM	199.30	5.70	671254022782
3011506	ROYAL 150	2-3/4" LDIM WB	199.30	5.90	671254125001
3011510	ROYAL 150	3-3/4" LDIM	199.30	6.30	671254022799
3011513	ROYAL 150	3-3/4" LDIM L3	214.60	6.70	671254208513
3011516	ROYAL 150	3-3/4" LDIM WB	199.30	6.50	671254117006
3011520	ROYAL 150	4-3/4" LDIM	199.30	6.90	671254022836
3011526	ROYAL 150	4-3/4" LDIM WB	199.30	7.10	671254115972
3011540	ROYAL 150	6-3/4" LDIM	199.30	8.10	671254022898
3011546	ROYAL 150	6-3/4" LDIM WB	199.30	8.30	671254115989
3011560	ROYAL 150	8-3/4" LDIM	199.30	9.30	671254022966
3011563	ROYAL 150	8-3/4" LDIM L3	214.70	9.70	671254147454
3011566	ROYAL 150	8-3/4" LDIM WB	199.30	10.10	671254115996
3011580	ROYAL 150	10-3/4" LDIM	199.30	10.70	671254023031
3011583	ROYAL 150	10-3/4" LDIM L3	214.60	11.10	671254148147
3011586	ROYAL 150	10-3/4" LDIM WB	199.30	10.90	671254116474
3011590	ROYAL 150	11-3/4" LDIM	199.30	11.40	671254023079

Note: Wall box sold separately



ROYAL 150

Code Number	Product Number	Description	List Price \$	Est. Wt. (lbs.)	UPC Code
3911558	ROYAL 150-1.6	2-3/4" LDIM	199.30	5.70	671254214385
3911694	ROYAL 150-1.6	3-3/4" LDIM	199.30	6.30	671254109100
3911529	ROYAL 150-1.6	3-3/4" LDIM L3 WB	214.60	6.90	671254127524
3911548	ROYAL 150-1.6	4-3/4" LDIM WB	199.30	7.10	671254207455
3911537	ROYAL 150-1.6	5-3/4" LDIM	199.30	7.50	671254139473
3911535	ROYAL 150-1.6	6-3/4" LDIM	199.30	8.10	671254130890
3911559	ROYAL 150-1.6	6-3/4" LDIM WB	199.30	8.30	671254214798
3911560	ROYAL 150-1.6	7-3/4" LDIM WB	199.30	8.90	671254215238
3911542	ROYAL 150-1.6	8-3/4" LDIM L3	214.60	9.70	671254205345
3911520	ROYAL 150-1.6	10-3/4" LDIM	199.30	10.70	671254121140
3911532	ROYAL 150-1.6	10-3/4" LDIM WB	199.30	10.90	671254201446
—	ROYAL 152-1.28	2-3/4" LDIM	206.70	7.20	—
—	ROYAL 152-1.28	10-3/4" LDIM	206.70	12.20	—
3011600	ROYAL 152	2-3/4" LDIM	206.70	7.20	671254023109
3011606	ROYAL 152	2-3/4" LDIM WB	206.70	7.40	671254125216
3011610	ROYAL 152	3-3/4" LDIM	206.70	7.80	671254023130
3011613	ROYAL 152	3-3/4" LDIM L3	222.15	8.20	671254023154
3911697	ROYAL 152	3-3/4" LDIM L3 WB	222.15	8.40	671254116986
3011620	ROYAL 152	4-3/4" LDIM	206.70	8.40	671254023192
3011623	ROYAL 152	4-3/4" LDIM L3	222.15	8.80	671254212763
3011630	ROYAL 152	5-3/4" LDIM	206.70	9.00	671254023246
3011636	ROYAL 152	5-3/4" LDIM WB	206.70	9.20	671254132658
3011640	ROYAL 152	6-3/4" LDIM	206.70	9.60	671254023284
3011643	ROYAL 152	6-3/4" LDIM L3	222.15	10.00	671254023307
3911879	ROYAL 152	6-3/4" LDIM WB	206.70	9.80	671254083257
3011650	ROYAL 152	7-3/4" LDIM	206.70	10.20	671254023338
3011653	ROYAL 152	7-3/4" LDIM L3	222.10	10.60	671254112087
3011660	ROYAL 152	8-3/4" LDIM	206.70	10.80	671254023383
3011663	ROYAL 152	8-3/4" LDIM L3	222.15	11.20	671254023406
3911695	ROYAL 152	8-3/4" LDIM L3 WB	222.15	11.40	671254109612
3911630	ROYAL 152	8-3/4" LDIM WB	206.70	11.00	671254081284
3011670	ROYAL 152	9-3/4" LDIM	206.70	11.40	671254023437
3011680	ROYAL 152	10-3/4" LDIM	206.70	12.20	671254023482
3011683	ROYAL 152	10-3/4" LDIM L3	222.15	12.60	671254023505
3011686	ROYAL 152	10-3/4" LDIM WB	206.70	12.40	671254116962
3011690	ROYAL 152	11-3/4" LDIM	206.70	12.80	671254023536
3911622	ROYAL 152	12-3/4" LDIM	206.70	13.40	671254081215
3911804	ROYAL 152	12-3/4" LDIM L3	222.15	13.80	671254139497
3911644	ROYAL 152-1.6	2-3/4" LDIM	206.70	7.20	671254114289
3911728	ROYAL 152-1.6	3-3/4" LDIM	206.70	7.80	671254122765
3911789	ROYAL 152-1.6	3-3/4" LDIM L3	222.15	8.20	671254132955
3911834	ROYAL 152-1.6	3-3/4" LDIM L3 WB	222.15	8.40	671254201668
3911912	ROYAL 152-1.6	3-3/4" LDIM WB	206.70	8.00	671254110694
3911633	ROYAL 152-1.6	4-3/4" LDIM	206.70	8.40	671254113961

Note: Wall box sold separately



ROYAL 152

Code Number	Product Number	Description	List Price \$	Est. Wt. (lbs.)	UPC Code
3911600	ROYAL 152-1.6	4-3/4" LDIM L3	222.15	8.80	671254129412
3911748	ROYAL 152-1.6	4-3/4" LDIM L3 WB	222.15	9.00	671254125940
3911766	ROYAL 152-1.6	4-3/4" LDIM WB	206.70	8.60	671254202801
3911641	ROYAL 152-1.6	5-3/4" LDIM	206.70	9.00	671254114296
3911936	ROYAL 152-1.6	6-3/4" LDIM	206.70	9.60	671254047471
3911754	ROYAL 152-1.6	6-3/4" LDIM WB	206.70	10.00	671254127531
3911759	ROYAL 152-1.6	7-3/4" LDIM	206.70	10.20	671254206663
3911793	ROYAL 152-1.6	7-3/4" LDIM L3	222.05	10.60	671254136946
3911722	ROYAL 152-1.6	7-3/4" LDIM WB	206.70	10.40	671254120969
3911670	ROYAL 152-1.6	8-3/4" LDIM	206.70	10.80	671254047211
3911710	ROYAL 152-1.6	8-3/4" LDIM L3	222.15	11.20	671254118683
3911765	ROYAL 152-1.6	8-3/4" LDIM L3 WB	222.15	11.20	671254128811
3911773	ROYAL 152-1.6	8-3/4" LDIM WB	206.70	10.80	671254212268
3911621	ROYAL 152-1.6	9-3/4" LDIM	206.70	11.40	671254206618
3911812	ROYAL 152-1.6	9-3/4" LDIM L3	222.15	12.00	671254141858
3911811	ROYAL 152-1.6	9-3/4" LDIM L3 WB	222.15	12.00	671254141841
3911634	ROYAL 152-1.6	10-3/4" LDIM	206.70	12.20	671254113947
3911742	ROYAL 152-1.6	10-3/4" LDIM L3	222.15	12.60	671254124707
3911656	ROYAL 152-1.6	10-3/4" LDIM WB	206.70	12.40	671254212275
3911917	ROYAL 152-1.6	11-3/4" LDIM	206.70	12.80	671254110526
3911813	ROYAL 152-1.6	11-3/4" LDIM L3 WB	222.15	13.40	671254141865
3911796	ROYAL 152-1.6	12-3/4" LDIM	206.70	13.40	671254134751
3911916	ROYAL 153	3-3/4" LDIM	252.25	7.60	671254110601
3911836	ROYAL 153	4-3/4" LDIM	252.25	8.20	671254201149
3911830	ROYAL 153	6-3/4" LDIM	252.25	9.40	671254148154
3911867	ROYAL 153	7-3/4" LDIM L3	267.50	10.80	671254207448
3911805	ROYAL 153	8-3/4" LDIM	252.25	10.60	671254141919
3911792	ROYAL 153	10-3/4" LDIM	252.25	12.00	671254134249
3911868	ROYAL 153	10-3/4" LDIM L3	267.50	12.40	671254208582
3911878	ROYAL 153-1.6	3-3/4" LDIM	252.25	7.60	671254210783
3911875	ROYAL 153-1.6	4-3/4" LDIM	252.25	8.20	671254210189
3911849	ROYAL 153-1.6	6-3/4" LDIM	252.25	9.40	671254205369
3911826	ROYAL 153-1.6	6-3/4" LDIM WB	252.25	9.60	671254147485
3911841	ROYAL 153-1.6	7-3/4" LDIM	252.25	10.30	671254206939
3911655	ROYAL 153-1.6	8-3/4" LDIM	252.25	10.90	671254065734
3911831	ROYAL 153-1.6	8-3/4" LDIM L3 WB	267.50	11.50	671254200524
3911821	ROYAL 153-1.6	8-3/4" LDIM WB	252.25	11.70	671254146297
3911885	ROYAL 153-1.6	9-3/4" LDIM WB	252.25	12.30	671254213883
3911848	ROYAL 153-1.6	10-3/4" LDIM	252.25	12.70	671254203693
3911886	ROYAL 153-1.6	11-3/4" LDIM WB	252.25	13.50	671254214071
3011726	ROYAL 154	2-3/4" LDIM	209.10	7.30	671254206519
3011710	ROYAL 154	3-3/4" LDIM	209.10	7.90	671254023581
3011720	ROYAL 154	4-3/4" LDIM	209.10	8.50	671254023635
3011723	ROYAL 154	4-3/4" LDIM L3	224.35	8.90	671254135222

Note: Wall box sold separately



ROYAL 153



ROYAL 154

Code Number	Product Number	Description	List Price \$	Est. Wt. (lbs.)	UPC Code
3011740	ROYAL 154	6-3/4" LDIM	209.10	9.70	671254023710
3011760	ROYAL 154	8-3/4" LDIM	209.10	10.90	671254023802
3011780	ROYAL 154	10-3/4" LDIM	209.10	12.30	671254023895
3011783	ROYAL 154	10-3/4" LDIM L3	224.35	12.70	671254023918
3011790	ROYAL 154	11-3/4" LDIM	209.10	12.90	671254023949
3911829	ROYAL 154	12-3/4" LDIM	209.10	13.50	671254147942
3911703	ROYAL 154-1.6	3-3/4" LDIM	209.10	7.90	671254114302
3911820	ROYAL 154-1.6	3-3/4" LDIM WB L3	224.35	8.50	671254145665
3911816	ROYAL 154-1.6	4-3/4" LDIM WB	209.10	8.70	671254142497
3911701	ROYAL 154-1.6	5-3/4" LDIM	209.10	9.10	671254113930
3911825	ROYAL 154-1.6	6-3/4" LDIM	209.10	9.70	671254147218
3911795	ROYAL 154-1.6	7-3/4" LDIM	209.10	10.30	671254134652
3911700	ROYAL 154-1.6	8-3/4" LDIM	209.10	10.90	671254209015
3911883	ROYAL 154-1.6	8-3/4" LDIM WB	209.10	10.90	671254212251
3911702	ROYAL 154-1.6	10-3/4" LDIM	209.10	12.30	671254114319
3011812	ROYAL 155	3-3/4" LDIM L	222.15	7.60	671254023987

Note: Wall box sold separately

Royal® Concealed Urinal Flushometers

Premium Flushometer includes Dual-Filtered Fixed By-Pass Diaphragm, ADA Handle with Triple Seal Packaging, Vandal Resistant Stop Cap, Vacuum Breaker Flush Connection & Sweat Kit with Cast Set Screw Wall Flange as standard. Non-hold Open, no External Volume Adjustment. Fixed Volume Accuracy w/CID® Technology.

3013000	ROYAL 190	2-3/4" LDIM	201.15	6.60	671254025998
3013010	ROYAL 190	3-3/4" LDIM	201.15	7.20	671254026018
3013012	ROYAL 190	3-3/4" LDIM L	201.15	7.20	671254115811
3013020	ROYAL 190	4-3/4" LDIM	201.15	7.80	671254026063
3013030	ROYAL 190	5-3/4" LDIM	201.15	8.40	671254026117
3013040	ROYAL 190	6-3/4" LDIM	201.15	9.00	671254026162
3013042	ROYAL 190	6-3/4" LDIM L	201.15	9.00	671254026186
3013043	ROYAL 190	6-3/4" LDIM L3	216.45	9.40	671254026193
3013050	ROYAL 190	7-3/4" LDIM	201.15	9.60	671254026216
3013060	ROYAL 190	8-3/4" LDIM	201.15	10.20	671254026261
3013062	ROYAL 190	8-3/4" LDIM L	201.15	10.20	671254203839
3013063	ROYAL 190	8-3/4" LDIM L3	216.45	10.60	671254026292
3013070	ROYAL 190	9-3/4" LDIM	201.15	10.80	671254026315
3013080	ROYAL 190	10-3/4" LDIM	201.15	11.40	671254026360
3013082	ROYAL 190	10-3/4" LDIM L	201.15	11.40	671254214774
3013090	ROYAL 190	11-3/4" LDIM	201.15	12.00	671254026414
3913025	ROYAL 190	12-3/4" LDIM	201.15	12.60	671254087026
3913043	ROYAL 190-1	2-3/4" LDIM	201.15	6.60	671254133143
3913062	ROYAL 190-1	3-3/4" LDIM	201.15	7.20	671254210769
3913052	ROYAL 190-1	3-3/4" LDIM L3 WB	216.45	7.80	671254203709
3913061	ROYAL 190-1	3-3/4" LDIM WB	201.15	7.40	671254210264
3913004	ROYAL 190-1	4-3/4" LDIM	201.15	7.80	671254114654

Note: Wall box sold separately



ROYAL 155



ROYAL 190

Code Number	Product Number	Description	List Price \$	Est. Wt. (lbs.)	UPC Code
3913009	ROYAL 190-1	6-3/4" LDIM	201.15	9.00	671254115910
3913054	ROYAL 190-1	6-3/4" LDIM L WB	201.15	9.20	671254203877
3913435	ROYAL 190-1	8-3/4" LDIM	201.15	10.20	671254109117
3913038	ROYAL 190-1	8-3/4" LDIM L3	216.45	10.60	671254214330
3913060	ROYAL 190-1	9-3/4" LDIM	201.15	10.80	671254210110
3913005	ROYAL 190-1	10-3/4" LDIM	201.15	11.40	671254115095
3913434	ROYAL 190-1	10-3/4" LDIM L	201.15	11.40	671254109223
3913057	ROYAL 190-1.5	6-3/4" LDIM	201.15	9.00	671254209640
3913430	ROYAL 190-1.5	10-3/4" LDIM	201.15	11.40	671254110779
3913021	ROYAL 190-1.5	10-3/4" LDIM L3	216.45	11.80	671254208889
3912794	ROYAL 192	4-3/4" LDIM L3 WB	349.45	8.20	671254048614
3913058	ROYAL 192	6-3/4" LDIM	334.20	8.80	671254087316
3912921	ROYAL 192	6-3/4" LDIM L	334.20	8.80	671254086494
3913030	ROYAL 192	8-3/4" LDIM	334.20	10.00	671254087064
3912945	ROYAL 192	8-3/4" LDIM L3 WB	349.45	10.60	671254086739
3913059	ROYAL 192	10-3/4" LDIM L3	349.45	11.60	671254208599
3912927	ROYAL 192-1	8-3/4" LDIM	334.20	10.00	671254206700
3013200	ROYAL 195	2-3/4" LDIM	210.50	6.40	671254026711
3013210	ROYAL 195	3-3/4" LDIM	210.50	7.00	671254026728
3013212	ROYAL 195	3-3/4" LDIM L	210.50	7.00	671254026742
3913297	ROYAL 195	3-3/4" LDIM L WB	210.50	7.20	671254089068
3013213	ROYAL 195	3-3/4" LDIM L3	225.80	7.40	671254026759
3913182	ROYAL 195	3-3/4" LDIM L3 WB	225.80	7.60	671254088481
3013216	ROYAL 195	3-3/4" LDIM WB	210.50	7.20	671254131613
3013220	ROYAL 195	4-3/4" LDIM	210.50	7.60	671254026773
3013223	ROYAL 195	4-3/4" LDIM L3	225.80	8.00	671254204409
3013226	ROYAL 195	4-3/4" LDIM WB	210.50	7.40	671254134126
3013240	ROYAL 195	6-3/4" LDIM	210.50	8.80	671254026872
3913298	ROYAL 195	6-3/4" LDIM L WB	210.50	9.00	671254089075
3013243	ROYAL 195	6-3/4" LDIM L3	225.80	9.20	671254026902
3013246	ROYAL 195	6-3/4" LDIM WB	210.50	8.80	671254120037
3913159	ROYAL 195	7-3/4" LDIM L WB	210.50	9.60	671254088252
3013260	ROYAL 195	8-3/4" LDIM	210.50	10.00	671254026971
3013262	ROYAL 195	8-3/4" LDIM L	210.50	10.00	671254026995
3013263	ROYAL 195	8-3/4" LDIM L3	225.80	10.40	671254027008
3013266	ROYAL 195	8-3/4" LDIM WB	210.50	10.20	671254116023
3013280	ROYAL 195	10-3/4" LDIM	210.50	11.20	671254027077
3013282	ROYAL 195	10-3/4" LDIM L	210.50	11.20	671254027091
3913262	ROYAL 195	10-3/4" LDIM L WB	210.50	11.40	671254049321
3013283	ROYAL 195	10-3/4" LDIM L3	225.80	11.60	671254027107
3013286	ROYAL 195	10-3/4" LDIM WB	210.50	11.40	671254116030
3013290	ROYAL 195	11-3/4" LDIM	210.50	11.80	671254027121
3913267	ROYAL 195	12-3/4" LDIM	210.50	12.40	671254088917
3913326	ROYAL 195	12-3/4" LDIM L3	225.80	12.80	671254139466

Note: Wall box sold separately



ROYAL 192



ROYAL 195

Code Number	Product Number	Description	List Price \$	Est. Wt. (lbs.)	UPC Code
3913339	ROYAL 195-0.5	4-3/4" LDIM	210.50	7.60	671254200807
3913342	ROYAL 195-0.5	10-3/4" LDIM	210.50	11.20	671254203327
3913324	ROYAL 195-1	2-3/4" LDIM	210.50	6.40	671254137790
3913234	ROYAL 195-1	3-3/4" LDIM	210.50	7.00	671254118249
3913288	ROYAL 195-1	3-3/4" LDIM L	210.50	7.00	671254123595
3913343	ROYAL 195-1	3-3/4" LDIM L3	225.80	7.40	671254205154
3913231	ROYAL 195-1	3-3/4" LDIM WB	210.50	7.20	671254117723
3913278	ROYAL 195-1	4-3/4" LDIM	210.50	7.60	671254122871
3913318	ROYAL 195-1	4-3/4" LDIM L	210.50	7.60	671254133013
3913102	ROYAL 195-1	4-3/4" LDIM L3	225.80	8.00	671254119499
3913315	ROYAL 195-1	4-3/4" LDIM WB	210.50	7.80	671254132719
3913321	ROYAL 195-1	5-3/4" LDIM	210.50	8.20	671254134683
3913338	ROYAL 195-1	5-3/4" LDIM L	210.50	8.20	671254200531
3913249	ROYAL 195-1	6-3/4" LDIM	210.50	8.80	671254118850
3913240	ROYAL 195-1	6-3/4" LDIM L	210.50	8.80	671254118256
3913225	ROYAL 195-1	6-3/4" LDIM L3	225.80	9.20	671254114647
3913309	ROYAL 195-1	6-3/4" LDIM WB	210.50	9.00	671254130180
3913334	ROYAL 195-1	7-3/4" LDIM	210.50	9.40	671254146464
3913328	ROYAL 195-1	7-3/4" LDIM L	210.50	9.40	671254140554
3913257	ROYAL 195-1	7-3/4" LDIM L WB	210.50	9.60	671254119512
3913347	ROYAL 195-1	7-3/4" LDIM WB	210.50	9.60	671254212329
3913285	ROYAL 195-1	8-3/4" LDIM	210.50	10.00	671254089020
3913306	ROYAL 195-1	8-3/4" LDIM L3 WB	225.80	10.60	671254130029
3913201	ROYAL 195-1	9-3/4" LDIM	210.50	10.60	671254208728
3913229	ROYAL 195-1	9-3/4" LDIM L3	225.80	11.00	671254117716
3913329	ROYAL 195-1	9-3/4" LDIM L3 WB	225.80	11.20	671254141872
3913103	ROYAL 195-1	10-3/4" LDIM	210.50	11.20	671254126572
3913244	ROYAL 195-1	10-3/4" LDIM L	210.50	11.20	671254118751
3913263	ROYAL 195-1	10-3/4" LDIM L3	225.80	11.60	671254049338
3913272	ROYAL 195-1	11-3/4" LDIM	210.50	11.80	671254121126
3913431	ROYAL 195-1	11-3/4" LDIM L	210.50	11.80	671254110533
3913349	ROYAL 195-1	12-3/4" LDIM	210.50	12.40	671254214019
3913169	ROYAL 197	3-3/4" LDIM L WB	334.20	7.00	671254088351
3913200	ROYAL 197	8-3/4" LDIM	334.20	9.80	671254111813
3913325	ROYAL 197	8-3/4" LDIM L	334.20	9.80	671254138384
3913194	ROYAL 197	10-3/4" LDIM L3	349.45	11.40	671254088603
3913337	ROYAL 197-1	3-3/4" LDIM L3	349.45	7.20	671254200555
3913335	ROYAL 197-1	6-3/4" LDIM	334.20	8.60	671254147140
3913302	ROYAL 197-1	8-3/4" LDIM	334.20	9.80	671254127968
3913331	ROYAL 197-1	8-3/4" LDIM WB	334.20	10.00	671254146303
3913224	ROYAL 197-1	10-3/4" LDIM	334.20	11.00	671254203686
3913316	ROYAL 197-1	10-3/4" LDIM L	334.20	11.00	671254132849
3913336	ROYAL 197-1	10-3/4" LDIM L3	349.45	11.40	671254147447
3913327	ROYAL 197-1	10-3/4" LDIM WB	334.20	11.20	671254140530
3913319	ROYAL 197-1	11-3/4" LDIM	334.20	11.60	671254133280

Note: Wall box sold separately



ROYAL 197

Code Number	Product Number	Description	List Price \$	Est. Wt. (lbs.)	UPC Code
-------------	----------------	-------------	---------------	-----------------	----------

Royal® Prison Closet Flushometers**

Premium Flushometer includes Dual-Filtered Fixed By-Pass Diaphragm, ADA Handle with Triple Seal Packaging, Vandal Resistant Stop Cap, Vacuum Breaker Flush Connection & Sweat Kit with Cast Set Screw Wall Flange as standard. Non-hold Open, no External Volume Adjustment. Fixed Volume Accuracy w/CID Technology.

**	ROYAL 601	Concealed Valve 2 to 12-3/4 LDIM	238.90	9.50	—
**	ROYAL 603	Concealed Valve 2 to 12-3/4 LDIM	220.40	9.50	—
**	ROYAL 611	Concealed Valve 2 to 12-3/4 LDIM	238.90	9.50	—

**Contact Your Local Sloan Representative

Royal® Prison Urinal Flushometers**

**	ROYAL 609	Concealed Valve 2 to 12-3/4 LDIM	207.35	9.00	—
**	ROYAL 613	Concealed Valve 2 to 12-3/4 LDIM	216.60	9.00	—

**Contact Your Local Sloan Representative

Royal® Retrofit Flushometers

Premium Flushometer includes Dual-Filtered Fixed By-Pass Diaphragm, ADA Handle with Triple Seal Packaging, Vandal Resistant Stop Cap. Non-hold Open, no External Volume Adjustment. Fixed Volume Accuracy w/CID® Technology.

3910239	ROYAL	Closet Flushometer, Adj. Tailpiece (Body & Handle only) 3.5 gpf	126.80	6.50	671254062122
3910240	ROYAL	Urinal Flushometer, Adj. Tailpiece (Body & Handle only) 1.5 gpf	126.80	6.50	671254062139
3910233	ROYAL	Closet Flushometer, Adj. Ground Joint Tailpiece (Body & Handle only) 3.5 gpf	161.25	6.50	671254073173
3912586	ROYAL	Urinal Flushometer, Adj. Ground Joint Tailpiece (Body & Handle only) 1.5 gpf	161.25	6.50	671254085138

Royal® Exposed Pedal Flushometers

Premium Flushometer includes Dual-Filtered Fixed By-Pass Diaphragm, ADA Handle with Triple Seal Packaging, Vandal Resistant Stop Cap, Vacuum Breaker Flush Connection & Sweat Kit with Cast Set Screw Wall Flange as standard. Non-hold Open, no External Volume Adjustment. Fixed Volume Accuracy w/CID® Technology.

3013500	ROYAL 300		579.95	11.50	671254027640
3013503	ROYAL 300-1.6		579.95	11.20	671254143210
3013600	ROYAL 310		579.95	11.50	671254027718
3013626	ROYAL 310-1.6		579.95	13.90	671254133198
3014400	ROYAL 320		579.95	11.70	671254029477
3913981	ROYAL 320-1		579.95	5.30	671254109230
3014200	ROYAL 350		579.95	11.60	671254029279

Royal® Concealed Pedal Flushometers

Premium Flushometer includes Dual-Filtered Fixed By-Pass Diaphragm, ADA Handle with Triple Seal Packaging, Vandal Resistant Stop Cap, Vacuum Breaker Flush Connection & Sweat Kit with Cast Set Screw Wall Flange as standard. Non-hold Open, no External Volume Adjustment. Fixed Volume Accuracy w/CID® Technology.

3013710	ROYAL 312	3-3/4" LDIM	587.70	10.10	671254027831
3013720	ROYAL 312	4-3/4" LDIM	587.70	10.30	671254027879
3013760	ROYAL 312	8-3/4" LDIM	587.70	10.90	671254028036
3013770	ROYAL 312	9-3/4" LDIM	587.70	11.20	671254215412
3013780	ROYAL 312	10-3/4" LDIM	587.70	11.20	671254028111
3013782	ROYAL 312	10-3/4" LDIM YW	515.15	11.60	671254028135
3913702	ROYAL 312-1.6	4-3/4" LDIM	587.70	10.30	671254211629
3013810	ROYAL 313	3-3/4" LDIM	540.95	11.10	671254122321



ROYAL 601



ROYAL 613



ROYAL 310



ROYAL 313

Code Number	Product Number	Description	List Price \$	Est. Wt. (lbs.)	UPC Code
3013840	ROYAL 313	6-3/4" LDIM	540.95	11.70	671254028296
3013880	ROYAL 313	10-3/4" LDIM	540.95	12.50	671254028463
3013950	ROYAL 318	7-3/4" LDIM	477.50	9.00	671254147225
3913950	ROYAL 318	12-3/4" LDIM	477.50	12.80	671254142428
3014010	ROYAL 323	3-3/4" LDIM	540.95	11.40	671254028876
3014080	ROYAL 323	10-3/4" LDIM	540.95	12.80	671254029033
3014090	ROYAL 323	11-3/4" LDIM	540.95	12.90	671254201132
3014110	ROYAL 343	3-3/4" LDIM	540.95	11.30	671254029088
3014140	ROYAL 343	6-3/4" LDIM	540.95	11.80	671254130838
3014180	ROYAL 343	10-3/4" LDIM	540.95	12.30	671254029224
3014690	ROYAL 354	11-3/4" LDIM	540.95	12.70	671254201125

Royal® Hydraulic Water Closet Flushometers

Premium Flushometer includes Dual-Filtered Fixed By-Pass Diaphragm, ADA Handle with Triple Seal Packaging, Vandal Resistant Stop Cap, Vacuum Breaker Flush Connection & Sweat Kit with Cast Set Screw Wall Flange as standard. Non-hold Open, no External Volume Adjustment. Fixed Volume Accuracy w/CID® Technology.

3910180	ROYAL 910		287.30	8.50	671254061767
3910000	ROYAL 910-1.6		287.30	9.30	671254111943
3910498	ROYAL 910-1.6 YO		287.30	9.30	671254063525
3910526	ROYAL 917		296.30	9.00	671254146105
3910816	ROYAL 920		299.90	9.00	671254209343
3914838	ROYAL 939	2" to 10-3/4" LDIM	222.50	9.90	671254207912
3013401	ROYAL 940	2" to 8-3/4" LDIM	184.15	8.50	671254027602
3913400	ROYAL 940-1.6	2" to 10-3/4" LDIM	184.15	9.10	671254117822
3916901	ROYAL 942	2" to 10-3/4" LDIM	215.60	8.50	671254127425
3017901	ROYAL 950	2" to 10-3/4" LDIM	172.55	8.00	671254031395
3917913	ROYAL 950-1.6		172.55	9.00	671254132061
—	ROYAL 950-1.28	2" to 10-3/4" LDIM	172.55	9.00	—
3014801	ROYAL 952	2" to 10-3/4" LDIM	193.75	8.50	671254029958
3914806	ROYAL 952	11" to 12-3/4" LDIM	193.75	8.70	671254049628
3914817	ROYAL 952-1.6	2" to 10-3/4" LDIM	193.75	8.70	671254049734
3184802	ROYAL 952-1.6	11" to 12-3/4" LDIM	193.75	8.90	671254135642
3914856	ROYAL 952-1.28		193.75	8.70	671254358805
3016901	ROYAL 953	2" to 10-3/4" LDIM	215.60	9.70	671254031005
3916916	ROYAL 953-1.6	2" to 10-3/4" LDIM	215.60	9.90	671254107175
—	ROYAL 953-1.28	2" to 10-3/4" LDIM	215.60	9.90	—
3019401	ROYAL 955	2" to 10-3/4" LDIM	323.40	8.90	671254208414

Note hydraulic price does not include Actuator, must be ordered separate.



ROYAL 323



ROYAL 343



ROYAL 910



ROYAL 955

Code Number	Product Number	Description	List Price \$	Est. Wt. (lbs.)	UPC Code
Royal® Hydraulic Urinal Flushometers					
3912485	ROYAL 980		287.30	8.00	671254047990
3912487	ROYAL 980-1.5		287.30	8.00	671254143234
3912693	ROYAL 986		287.30	8.00	671254048454
3912692	ROYAL 986-1		287.30	8.00	671254048447
3915401	ROYAL 990	11" to 12-3/4" LDIM	182.90	9.20	671254211964
3915403	ROYAL 990-1	2" to 10-3/4" LDIM	182.90	6.90	671254212817
3915400	ROYAL 990-1	11" to 12-3/4" LDIM	182.90	6.90	671254117877
3915407	ROYAL 990-1.5	2" to 10-3/4" LDIM	182.90	9.20	671254106963
3915503	ROYAL 995	2" to 16-3/4" LDIM	207.80	7.50	671254112049
3915513	ROYAL 995-0.5	2" to 10-3/4" LDIM	182.90	7.50	671254203884
3915508	ROYAL 995-1	2" to 10-3/4" LDIM	182.90	7.50	671254049864
3915506	ROYAL 997	2" to 10-3/4" LDIM	252.95	7.30	671254049840
3915509	ROYAL 997-1	2" to 10-3/4" LDIM	252.95	7.30	671254133334

Note hydraulic price does not include Actuator, must be ordered separate.

Royal® Hydraulic Prison Flushometers

3918222	ROYAL 9603		236.60	9.60	671254097407
3918223	ROYAL 9603	w/HY-97-A Body Assembly	236.60	8.50	671254132993
3918107	ROYAL 9603-1.6		236.60	9.60	671254115682
3918125	ROYAL 9603-1.6	w/HY-97-A Body Assembly	236.60	8.50	671254132986
3918714	ROYAL 9609		233.25	9.60	671254098022
3918730	ROYAL 9609-1		233.25	9.60	671254147126
3918729	ROYAL 9609-1.5		233.25	9.60	671254143203
3918755	ROYAL 9611		254.90	10.20	671254098053
3918984	ROYAL 9611-1.6		254.90	10.20	671254109179
3919094	ROYAL 9613-1		238.90	9.00	671254146273

Note hydraulic price does not include Actuator, must be ordered separate.

Royal® Hydraulic Actuator

0318093	HY-30	1/4" x 48" Tubes (2 required)	8.25	0.01	671254013179
0318001	HY-33-A FW	Fixture Wall	82.85	1.40	671254012950
0318049	HY-49-A MP	Metal Partition	129.15	1.30	671254013131
0318078	HY-50-A	Hydraulic Actuator Sub-Assembly	146.30	0.40	671254013162
0318072	HY-72-A SW	Side Wall	129.15	1.70	671254013155
0318117	HY-100-A MBFW	Metal Button, Fixture Wall	105.75	1.40	671254013209
0318119	HY-108-A MBPM	Metal Button, Panel Mount	91.95	1.00	671254013216



ROYAL 9603



ROYAL 9609



HY-30



HY-33-A

Code Number	Product Number	Description	List Price \$	Est. Wt. (lbs.)	UPC Code
-------------	----------------	-------------	---------------	-----------------	----------

Royal® Flushometers w/Trap Primers

Premium Flushometer includes Dual-Filtered Fixed By-Pass Diaphragm, ADA Handle with Triple Seal Packaging, Vandal Resistant Stop Cap, Vacuum Breaker Flush Connection & Sweat Kit with Cast Set Screw Wall Flange as standard. Non-hold Open, no External Volume Adjustment. Fixed Volume Accuracy w/CID® Technology.

3010144	ROYAL 110 TP		229.15	8.60	671254018457
3010044	ROYAL 111 TP		229.15	8.60	671254114098
3010244	ROYAL 113 TP		238.90	9.00	671254114081
3910575	ROYAL 113-1.6 TP		238.90	9.00	671254064072
3010344	ROYAL 115 TP		250.15	9.40	671254114074
3910308	ROYAL 115-1.6 TP		250.15	9.40	671254115828
3010444	ROYAL 116 TP		262.45	9.60	671254114067
3910469	ROYAL 116-1.6 TP		262.45	9.60	671254207547

Trap Primers

3396075	VBF-72-A1	1-1/2" to 9" w/VB & Fittings	69.30	1.50	671254111851
3396076	VBF-72-A1	1-1/2" to 13-1/2" w/VB & Fittings	77.20	1.50	671254044036
3396077	VBF-72-A1	1-1/2" to 21-1/2" w/VB & Fittings	81.15	2.00	671254044043
3396078	VBF-72-A1	1-1/2" to 24-1/2" w/VB & Fittings	85.25	2.00	671254044050

Flushometer Floor Drain

3018002	ROYAL 110	Floor Drain SPL, Drawing RM 14266	253.30	7.50	671254031418
---------	-----------	-----------------------------------	--------	------	--------------

UPPERCUT® Dual-Flush Bedpan Washer Flushometer

Premium Flushometer PERMEX™ Synthetic Rubber Diaphragm w/Dual-Filtered Fixed By-Pass Diaphragm, ADA Antimicrobial Handle with Triple Seal Packaging, Vandal Resistant Stop Cap, Vacuum Breaker Flush Connection & Sweat Kit with Cast Set Screw Wall Flange as standard. Non-hold Open, no External Volume Adjustment. Fixed Volume Accuracy w/CID® Technology. Lifting Handle UP initiates reduced flush (1.1 gpf/4.2 Lpf), eliminating liquid and paper waste, Pushing Handle DOWN initiates full flush (1.6 gpf/6.0 Lpf), eliminating

3729701	WES BPW 1000-1.6/1.1		573.20	12.80	671254338302
—	WES BPW 1005-1.6/1.1		**	—	—
3729702	WES BPW 1100-1.6/1.1		573.20	12.80	671254351868
—	WES BPW 1105-1.6/1.1		**	—	—
3729700	WES BPW 1150-1.6/1.1		608.75	12.80	671254331662
—	WES BPW 1155-1.6/1.1		**	—	—

**Contact Your Local Sloan Representative

Royal® Bedpan Washer Flushometers

Premium Flushometer includes Dual-Filtered Fixed By-Pass Diaphragm, ADA Handle with Triple Seal Packaging, Vandal Resistant Stop Cap, Vacuum Breaker Flush Connection & Sweat Kit with Cast Set Screw Wall Flange as standard. Non-hold Open, no External Volume Adjustment. Fixed Volume Accuracy w/CID® Technology.

3019700	ROYAL BPW 1000		535.80	12.00	671254034464
3919649	ROYAL BPW 1000 O	V-600-AA 2" Offset	566.45	14.20	671254051652
3019730	ROYAL BPW 1000 HL3		566.45	13.80	671254034570
3019710	ROYAL BPW 1000 SG	w/F-190 2" Offset	586.30	13.80	671254347946
3019706	ROYAL BPW 1000 YA		555.20	16.00	671254034471
3019708	ROYAL BPW 1000 YI		576.80	13.80	671254214750



Code Number	Product Number	Description	List Price \$	Est. Wt. (lbs.)	UPC Code
3019726	ROYAL BPW 1000-1.6		535.80	12.90	671254119048
3919718	ROYAL BPW 1000-1.6	w/V-600-AA 2" Offset	566.45	11.00	671254121775
3919740	ROYAL BPW 1000-1.6	w/F-182 1-1/2" Offset	566.45	10.50	671254144347
3919749	ROYAL BPW 1000-1.6	w/V-600-AA 24-1/2"	540.45	11.30	671254147232
3919732	ROYAL BPW 1000-1.6	Less Stop	529.40	12.00	671254204027
3019800	ROYAL BPW 1005	w/Deoseptic Bottle	658.55	14.00	671254034648
3919806	ROYAL BPW 1005 0	V-600-AA 2" Offset	689.00	14.50	671254139411
3019865	ROYAL BPW 1005	Less Stop	652.00	12.80	671254201439
3019801	ROYAL BPW 1005 SG		679.50	13.60	671254347922
3019826	ROYAL BPW 1005-1.6		658.55	13.50	671254119826
3019600	ROYAL BPW 1010		605.70	14.20	671254034426
3019618	ROYAL BPW 1010-1.6		605.70	14.20	671254204720
3019900	ROYAL BPW 1015		766.35	14.60	671254034761
3017323	ROYAL BPW 1020	4-3/4" LDIM L3 WB Push Button	878.75	12.50	671254208735
3017312	ROYAL BPW 1020-1.6	3-3/4" LDIM	859.60	10.50	671254115637
3017100	ROYAL BPW 1040		911.45	18.40	671254031029
3017126	ROYAL BPW 1040-1.6		911.45	18.30	671254208537
3017200	ROYAL BPW 1045		1058.15	16.60	671254207462
3019601	ROYAL BPW 1100		535.80	13.70	671254135529
3019607	ROYAL BPW 1100-1.6		535.80	12.00	671254146068
3919707	ROYAL BPW 1100-1.6 SG		556.80	12.20	671254344662
3019602	ROYAL BPW 1105		658.55	13.80	671254135536
3019605	ROYAL BPW 1110		619.90	10.50	671254135567
3019624	ROYAL BPW 1110-1.6		619.90	11.90	671254214255
3019606	ROYAL BPW 1115		766.35	10.80	671254135574
3019622	ROYAL BPW 1150		566.45	14.60	671254211513
3919703	ROYAL BPW 1150	24-1/2" V-600-AA	566.45	10.50	671254112230
3019608	ROYAL BPW 1150	w/V-600-AA 21-1/2"	566.45	10.50	671254147317
3019610	ROYAL BPW 1150-1.6	F-31-AA 2" Offset	612.50	12.60	671254201224
3019603	ROYAL BPW 1150-1.6	V-600-AA 21-1/2"	566.45	12.20	671254135543
3919711	ROYAL BPW 1150-1.6		566.45	13.10	671254118546
3919709	ROYAL BPW 1150 1.6 SG		587.45	13.10	671254344686
3019604	ROYAL BPW 1155		689.00	13.00	671254135550
3919784	ROYAL BPW 9000		755.75	10.50	671254101098
3919796	ROYAL BPW 9000	RM 50423	755.75	14.60	671254051706
3919836	ROYAL BPW 9000 0 1	Offset L/A-164	786.45	10.80	671254051775
3919848	ROYAL BPW 9000-1.6	RM 50568	783.85	10.50	671254132528
3919726	ROYAL BPW 9000-1.6		755.75	10.50	671254201019
3019612	ROYAL BPW 9150-1.6	w/V-600-AA 21-1/2"	870.70	13.00	671254201651



ROYAL BPW 1100



ROYAL BPW 1150



ROYAL BPW 1155

Code Number	Product Number	Description	List Price \$	Est. Wt. (lbs.)	UPC Code
Royal® Bedpan Washer Retrofit Diverter					
Premium Flushometer includes Dual-Filtered Fixed By-Pass Diaphragm, ADA Handle with Triple Seal Packaging, Vandal Resistant Stop Cap, Vacuum Breaker Flush Connection & Sweat Kit with Cast Set Screw Wall Flange as standard. Non-hold Open, no External Volume Adjustment. Fixed Volume Accuracy w/CID® Technology.					
3309022	ROYAL DV-100	CP	348.00	8.00	671254042940
3309049	ROYAL DV-100R	CP	360.95	8.00	671254043053
3309047	ROYAL DV-105	CP Deoseptic	466.60	8.00	671254043039
3309061	ROYAL DV-115	CP Deoseptic ADA	375.40	7.40	671254134065
3309062	ROYAL DV-115R	CP Deoseptic ADA	388.35	7.40	671254134072
3309065	ROYAL DV-120	CP ADA w/1-1/2" Offset	348.00	7.40	671254134102
3309066	ROYAL DV-120R	CP ADA w/1-1/2" Offset	360.95	7.40	671254134119
3309069	ROYAL DV-125	CP Deoseptic ADA w/1-1/2" Offset	496.90	7.40	671254134157
3309070	ROYAL DV-125R	CP Deoseptic ADA w/1-1/2" Offset	509.85	7.40	671254134164
3309051	ROYAL DV-130	CP w/2" Offset	373.85	8.00	671254043077



ROYAL DV-100

Code Number	Product Number	Description	List Price \$	Est. Wt. (lbs.)	UPC Code
-------------	----------------	-------------	---------------	-----------------	----------

Regal® Exposed Water Closet Flushometers

Economy Flushometer with traditional Natural Rubber Segment Diaphragm with Fixed Metering By-Pass, ADA Compliant Handle. Fixed Volume Accuracy w/Para-Flo Technology.

3080153	REGAL 110 XL		150.50	7.40	671254123410
3980122	REGAL 110 XL U		150.50	6.310	671254210257
3980009	REGAL 110 XL YO		150.50	7.233	671254124080
3980080	REGAL 110 XL XYV L/FC	Flush connection not included (order separately)	135.90	5.562	671254383203
3080053	REGAL 111 XL		150.50	7.40	671254123403
3980100	REGAL 111 XL U		150.50	7.234	671254142091
3980012	REGAL 111 XL YO		150.50	7.280	671254383210
3980081	REGAL 111 XL XYV L/FC	Flush connection not included (order separately)	135.9	6.78	671254124868
3080253	REGAL 113 XL		154.10	8.30	671254128743
3080242	REGAL 113-1.6 XL		154.10	8.30	671254127227
3080353	REGAL 115 XL		161.30	9.60	671254123434
3080342	REGAL 115-1.6 XL		161.30	9.60	671254123427
3080453	REGAL 116 XL		164.05	9.80	671254123458
3080442	REGAL 116-1.6 XL		164.05	9.80	671254123441
3080553	REGAL 117 XL		161.30	9.00	671254124622
3980561	REGAL 117 XL XYV L/FC	Flush connection not included (order separately)	140.40	8.181	671254383234
3980501	REGAL 117 XL H		175.75	8.200	671254053939
3980560	REGAL 117 XL H XYV L/FC	Flush connection not included (order separately)	149.30	8.200	671254383227
3080853	REGAL 120 XL		163.70	9.00	671254126404
3080828	REGAL 120-1.6 XL		163.70	9.20	671254208377
3081053	REGAL 122 XL		174.60	9.60	671254201859
3981001	REGAL 122-1.6 XL		174.60	8.776	671254245051
3088014	REGAL 125 XL U		140.55	5.300	671254217515
3088012	REGAL 125-1.6 XL U		140.55	5.300	671254120822
3981799	REGAL 137-1.6 XL		196.45	9.916	671254331815

Regal® Exposed Urinal Flushometers

3082453	REGAL 180 XL		150.50	7.50	671254123472
3082442	REGAL 180-1.5 XL		150.50	7.50	671254123465
3082475	REGAL 180-1 XL		150.50	7.50	671254123489
3982410	REGAL 180-0.5 XL		150.50	7.00	671254326101
3082653	REGAL 186 XL		150.50	7.20	671254123496
3982698	REGAL 186 XL XYV L/FC	Flush connection not included (order separately)	135.90	5.427	671254383241
3082675	REGAL 186-1 XL		150.50	7.20	671254123502
3982641	REGAL 186-1 XL XYV L/FC	Flush connection not included (order separately)	135.90	5.427	671254383272
3982628	REGAL 186-0.5 XL		150.50	6.90	671254259461



REGAL 110



REGAL 113



REGAL 115



REGAL 120

Manual Products WLP

Code Number	Product Number	Description	List Price \$	Est. Wt. (lbs.)	UPC Code
Regal® Hydraulic Prison Concealed Water Closet Flushometers					
3988137	REGAL 9603 XL	MBFW	304.10	9.50	671254115781
3988118	REGAL 9603 XL	MBPM	290.80	9.50	671254055940
3988143	REGAL 9603 XL	Less Actuator	200.85	8.920	671254118768
3988106	REGAL 9603-1.6 XL	MBFW	304.10	9.50	671254146228
3988101	REGAL 9603-1.6 XL	MBPM	290.80	9.50	671254141278
3988238	REGAL 9603-1.6 XL	AFD MBPM	290.80	9.808	671254278684
3988231	REGAL 9603-1.6 XL	Less Actuator	198.85	8.771	671254250826
Regal® Hydraulic Exposed Water Closet Flushometers					
3980066	REGAL 910-1.6 XL		246.35	7.650	671254305014
Regal® Hydraulic Exposed Urinal Flushometers					
3982681	REGAL 986-1 XL		246.35	7.915	671254305021
Regal® Hydraulic Concealed Water Closet Flushometers					
3983402	REGAL 940-1.6 XL	2-10 3/4" LDIM	153.90	9.374	671254243606
3084800	REGAL 952 XL	2" to 10-3/4" LDIM	162.15	8.70	671254119673
3984802	REGAL 952-1.6 XL	2" to 10-3/4" LDIM	162.15	6.30	671254111073
Regal® Trap Primer/Flushometer Combinations					
3980016	REGAL 110 XL TP		201.20	9.00	671254215016
3980017	REGAL 111 XL TP		201.20	9.00	671254126589
Regal® Bedpan Washer Flushometers					
3089751	REGAL BPW 1000 XL		459.40	13.40	671254039346
3089742	REGAL BPW 1000-1.6 XL		459.40	13.40	671254127685
3989754	REGAL BPW 1000-1.6 XL	F190 2" Offset	495.10	13.520	671254243576
3089603	REGAL BPW 1100 XL		459.40	13.90	671254145030
3989740	REGAL BPW 1100-1.6 XL		459.40	14.10	671254131477
3989727	REGAL BPW 1150 XL		485.70	13.50	671254111264
3089614	REGAL BPW 1150-1.6	Less Stop	474.65	12.50	671254216228
3089601	REGAL BPW 1150-1.6 XL		485.70	13.50	671254141612
Regal® Hydraulic Bedpan Washers					
3989765	REGAL BPW 9000-1.6 XL		954.50	13.734	671254322905



REGAL 9603



REGAL BPW 1000

Code Number	Product Number	Description	List Price \$	Est. Wt. (lbs.)	UPC Code
-------------	----------------	-------------	---------------	-----------------	----------

Crown® Low Consumption Piston Flushometers

Designed and engineered for today's low-consumption, "green" environments, feature a unique cover design that isolates the threads from the water source, protecting the threads from harsh water conditions and ensuring uninterrupted performance.

33120000	CROWN® 111		175.10	6.83	671254277700
3120001	CROWN® 111-1.28		175.10	6.83	671254323896
3129500	CROWN® 114-1.6		199.25	7.82	671254278028
3120300	CROWN® 115-1.6		187.70	7.34	671254278035
3120400	CROWN® 116-1.6		190.85	7.49	671254278042
3120800	CROWN® 120-1.6		190.50	7.51	671254278059
3122436	CROWN® 180-1		175.10	6.80	671254278097
3122626	CROWN® 186-0.5		175.10	6.80	671254327610
3122636	CROWN® 186-1		175.10	6.58	671254278103



CROWN 111



CROWN 115



CROWN 120



CROWN 186

Code Number	Product Number	Description	List Price \$	Est. Wt. (lbs.)	UPC Code
-------------	----------------	-------------	---------------	-----------------	----------

GEM•2® Piston Operated Water Closet Flushometers

Quality Piston Flushometer with Filtered Metering By-Pass, ADA Compliant Handle, Vandal Resistant Stop Cap. Non-hold Open, no External Volume Adjustment. Fixed Volume Accuracy w/LPLC Technology. GEM•2® Closet Flushometers-Exposed Top Spud.

3070100	GEM•2 110		167.75	5.70	671254037496
3070111	GEM•2 110 YB		175.50	5.70	671254134850
3070113	GEM•2 110 YB YG		175.50	5.70	671254134867
3070199	GEM•2 110 YBYC YO		175.50	5.70	671254233218
3070000	GEM•2 111		167.75	5.70	671254118508
3070011	GEM•2 111 YB		175.50	5.70	671254134836
3070013	GEM•2 111 YB YG		175.50	5.70	671254134843
3070004	GEM•2 111 YBYC		175.50	5.70	671254252936
3070003	GEM•2 111 YBYC YO		175.50	5.70	671254216020
3070021	GEM•2 111-1.28		167.75	5.70	671254357044
3070200	GEM•2 113		171.95	6.70	671254134874
3070211	GEM•2 113 YB		179.70	6.70	671254134881
3070213	GEM•2 113 YB YG		189.85	6.70	671254134898
3070226	GEM•2 113-1.6		171.95	6.70	671254134904
3070227	GEM•2 113-1.6 YB		179.70	6.70	671254134911
3070228	GEM•2 113-1.6 YB YG		189.85	6.70	671254134928
3070300	GEM•2 115		180.35	6.70	671254134935
3070311	GEM•2 115 YB		188.10	6.70	671254134942
3070326	GEM•2 115-1.6		180.35	6.70	671254134959
3070329	GEM•2 115-1.6 XYV		174.45	6.40	671254246904
3070327	GEM•2 115-1.6 YB		188.10	6.70	671254134966
3070328	GEM•2 115-1.6 YB 0	2" Offset	218.80	7.10	671254244139
3070400	GEM•2 116		183.55	6.70	671254134973
3070411	GEM•2 116 YB		191.30	6.70	671254134980
3070426	GEM•2 116-1.6		183.55	6.70	671254134997
3070427	GEM•2 116-1.6 YB		191.30	6.70	671254135000

GEM•2® Water Closet Flushometers-Exposed Back Spud

3070800	GEM•2 120		183.20	6.20	671254135017
3070811	GEM•2 120 YB		190.90	6.20	671254135024
3070813	GEM•2 120 YB YG		200.10	6.20	671254135031
3070826	GEM•2 120-1.6		183.20	6.20	671254135048
3070827	GEM•2 120-1.6 YB		190.90	6.20	671254135055
3070828	GEM•2 120-1.6 YB YG		200.10	6.20	671254135062



GEM•2 110



GEM•2 111



GEM•2 115



GEM•2 120

Code Number	Product Number	Description	List Price \$	Est. Wt. (lbs.)	UPC Code
GEM•2® Exposed Eastern Style Flushometers					
3070802	GEM•2 136-1.6	For Water Closets	222.05	7.20	671254253957
3070803	GEM•2 137-1.6	For Water Closets	226.10	7.80	671254253964
3072400	GEM•2 180	For Urinals	167.75	5.70	671254135079
3072435	GEM•2 180 XYV	For Urinals	161.70	5.40	671254134676
3072411	GEM•2 180 YB	For Urinals	175.50	5.70	671254135086
3072424	GEM•2 180-1	For Urinals	167.75	5.70	671254135093
3072425	GEM•2 180-1 YB	For Urinals	175.50	5.70	671254135109
3072426	GEM•2 180-1.5	For Urinals	167.75	5.70	671254135116
3072427	GEM•2 180-1.5 YB	For Urinals	175.50	5.70	671254135123
3072600	GEM•2 186	For Urinals	167.75	5.70	671254135130
3072611	GEM•2 186 YB	For Urinals	175.50	5.70	671254135147
3072604	GEM•2 186 YB YC	For Urinals	175.50	5.70	671254216037
3072624	GEM•2 186-1	For Urinals	167.75	5.70	671254135154
3072601	GEM•2 186-1	1" Stop. For Urinals	167.75	5.70	671254142381
3072625	GEM•2 186-1 YB	For Urinals	175.5	5.70	671254135161
3072606	GEM•2 186-1 YB YC	For Urinals	175.5	5.70	671254252943



GEM•2 136



GEM•2 186

Code Number	Product Number	Description	List Price \$	Est. Wt. (lbs.)	UPC Code
Naval® Flushometers					
Specialty Piston Flushometer for harsh and salt water applications. Includes Self-Cleaning By-Pass, ADA Compliant Handle, Vandal Resistant Stop Cap, Vacuum Breaker Flush Connection & Stamped Wall Flange as standard. Non-hold Open, no External Volume Adjustment.					
3140100	NAVAL 110	For Water Closets	289.50	6.50	671254136984
3140135	NAVAL 110 XYV	For Water Closets	281.85	6.50	671254137011
3140137	NAVAL 110 XYV YG	For Water Closets	292.95	6.50	671254137028
3140011	NAVAL 111	For Water Closets	289.50	6.50	671254136977
3140035	NAVAL 111 XYV	For Water Closets	281.85	6.50	671254146983
3140200	NAVAL 113	For Water Closets	294.40	6.90	671254142022
3140300	NAVAL 115	For Water Closets	304.05	7.50	671254142039
3140426	NAVAL 116-1.6	For Water Closets	309.25	7.50	671254201002
3140800	NAVAL 120	For Water Closets	309.40	7.00	671254202061
3140835	NAVAL 120 XYV	For Water Closets	301.75	6.50	671254137066
3142435	NAVAL 180 XYV	For Urinals	281.85	6.50	671254232129
3142400	NAVAL 180-1	For Urinals	289.50	6.50	671254137172
3142402	NAVAL 180-1 XYV	For Urinals	281.85	6.50	671254233249
3142600	NAVAL 186-1	For Urinals	289.50	6.50	671254137189
3142635	NAVAL 186-1 XYV	For Urinals	281.85	6.50	671254137226



NAVAL 110



NAVAL 180

Code Number	Product Number	Description	List Price \$	Est. Wt. (lbs.)	UPC Code
-------------	----------------	-------------	---------------	-----------------	----------

Dolphin® Flushometers

Slow closing Specialty Flushometer recommended for shipboard applications, salt water applications. Includes Metal Lever Handle, Vandal Resistant Stop Cap, Vacuum Breaker Flush Connection, Spud Coupling and Flange as standard. Flushometer does not require water pressure to positively shut off.

3050100	DOLPHIN 110	Adjustable Tailpiece. For Water Closets	387.45	8.40	671254036666
3950110	DOLPHIN 110 GJ	Ground Joint Tailpiece. For Water Closets	402.00	7.90	671254052499
3950126	DOLPHIN 110 GJ XYV	For Water Closets	394.35	6.80	671254052505
3050000	DOLPHIN 111	Adjustable Tailpiece. For Water Closets	387.45	7.90	671254133570
3050035	DOLPHIN 111 XYV	For Water Closets	379.85	7.90	671254201675
3050002	DOLPHIN 111 GJ XYV	For Water Closets	394.35	6.70	671254234932
3050235	DOLPHIN 113 XYV	For Water Closets	384.75	8.10	671254036826
3050300	DOLPHIN 115	Adjustable Tailpiece. For Water Closets	402.00	7.90	671254036833
3050335	DOLPHIN 115 XYV	For Water Closets	394.35	8.60	671254036864
3050336	DOLPHIN 115 GJ XYV	For Water Closets	408.95	8.40	671254241619
3050400	DOLPHIN 116	Adjustable Tailpiece. For Water Closets	420.30	8.50	671254036888
3052400	DOLPHIN 180	Adjustable Tailpiece. For Urinals	387.45	7.80	671254037151
3052600	DOLPHIN 186-1	Adjustable Tailpiece. For Urinals	387.45	7.90	671254037212
3952614	DOLPHIN 186-1 GJ	For Urinals	402.00	7.50	671254052635
3952612	DOLPHIN 186-1 GJ XYV	For Urinals	394.50	7.40	671254052628

Dolphin® Federal Specification Flushometers

Slow closing Specialty Flushometer recommended for shipboard applications, salt water applications. Includes Metal Lever Handle, Vandal Resistant Stop Cap, Vacuum Breaker Flush Connection, Spud Coupling and Flange as standard. Flushometer does not require water pressure to positively shut off.

3057002	DOLPHIN Type 1 Class B		369.85	7.00	671254037335
3057050	DOLPHIN Type 2 Class B		480.10	7.00	671254037373
3057005	DOLPHIN Type 1 Class A		377.55	7.00	671254037359
3057053	DOLPHIN Type 2 Class A		452.75	7.00	671254037403
3057004	DOLPHIN Type 1 Class A	w/Sil-Braze Adapter	465.15	7.50	671254037342
3057051	DOLPHIN Type 2 Class A	w/Sil-Braze Adapter	515.30	7.50	671254037380
3057006	DOLPHIN Type 1 Class B	w/Sil-Braze Adapter	452.55	7.00	671254037366
3050135	DOLPHIN 110 XYV		379.85	8.00	671254036727
3050435	DOLPHIN 115 XYV	H-551-A 4-1/16" (Special)	402.40	8.00	671254036901
3052635	DOLPHIN 186-1 XYV		379.85	8.00	671254037243
3950140	DOLPHIN 3.5C	Ground Joint Tailpiece & VB	394.30	5.10	671254223134
3950141	DOLPHIN 3.5C	Adjustable Tailpiece & VB	379.80	6.60	671254052529
3950143	DOLPHIN 1.0U	Adjustable Tailpiece & VB	379.80	6.40	671254052543



DOLPHIN 110



DOLPHIN 186



DOLPHIN TYPE 1 CLASS A

Code Number	Product Number	Description	List Price \$	Est. Wt. (lbs.)	UPC Code
Act-O-Matic® Showerheads/Standard Models					
Spring-Loaded, Self-Cleaning Spray Disk, Pressure Compensating Flow control, Universal Ball Joints, Thumb Screw Volume control on AC-11.					
4020130	AC-11-2.0 CP		92.25	1.30	671254339057
4020100	AC-11-2.5		92.25	1.30	671254112223
4020112	AC-11-2.5	PVD Polished Brass	224.40	1.40	671254217164
4021030	AC-51-2.0 CP		87.10	—	—
4021000	AC-51-2.5		87.10	1.20	671254112179
4021029	AC-51-2.5	PVD Polished Brass	131.25	1.20	671254200333

Act-O-Matic® Showerheads/Institutional Models

Spring-Loaded, Self-Cleaning Spray Disk, Pressure Compensating Adjustable Spray Angle, Mounting Plate with Vandal Resistant Mounting Screws.

4024500	AC-450-A	w/Flow Control CP	213.75	3.00	671254112131
4024530	AC-450-A-2.0		213.75	3.00	671254338968
4024600	AC-460-A	w/Flow Control CP	245.20	3.00	671254112728

Accessories

Pipe Supports & Bumpers

0310001	J-1-A		45.75	0.10	671254011731
0310081	J-112-A		46.45	0.60	671254011861
0310083	J-212-A	1-1/2" CP 5 C to E – YK	35.35	0.50	671254011878
0310087	J-212-A	1-1/2" CP 6 C to E – YK	37.80	0.50	671254011885
0310097	J-212-A	1" IPS CP 5 C to E	56.40	0.50	671254011922
0310090	J-312-A	1-1/2" Split CP 5 C to E – YJ	42.50	0.50	671254011892
0310092	J-312-A	1-1/2" Split CP 6 C to E – YJ	56.40	0.50	671254011908
0310095	J-312-A	1" IPS Split CP 5 C to E	56.40	0.50	671254011915

Sweat Solder Adapter Kits

3308782	H-633-AA		9.35	0.30	671254117389
3308785	H-634-AA		9.35	0.30	671254117464
3308788	H-636-AA		9.35	0.30	671254117396
3308603	H-532		4.05	0.10	671254042698
3308780	H-533-AS		9.35	0.30	671254042735
3308783	H-534-AS		9.35	0.30	671254042742
3308607	H-535		4.05	0.10	671254042704
3308786	H-536-AS		9.35	0.30	671254042759

Easy Access Wall Panel-Manual Flushometers Only

0334030	WB-1-A	Wall Box Assembly (B/P #24508)	224.25	6.50	671254058385
---------	--------	--------------------------------	--------	------	--------------



AC-11



AC-460



J-1-A



WB-1-A

This page intentionally left blank.

Code Number	Product Number	Description	List Price \$	Est. Wt. (lbs.)	UPC Code
Manual Repair Parts and Kits					
3301500	A-1037-A	Repair Kit Royal® 1.5 gpf/5.7 Lpf Urinal-Dual-Filtered By-Pass	43.05	0.38	671254219540
3301120	A-1037-A-BX	Repair Kit Royal® 1.5 gpf/5.7 Lpf Urinal-Boxed	43.05	0.28	671254257504
3301501	A-1038-A	Repair Kit Royal® 3.5 gpf/13.2 Lpf Closet-Dual-Filtered By-Pass	43.05	0.38	671254219519
3301121	A-1038-A-BX	Repair Kit Royal® 3.5 gpf/13.2 Lpf Closet-Boxed	43.05	0.28	671254258013
3301502	A-1041-A	Repair Kit Royal® 1.6 gpf/6.0 Lpf Closet-Dual-Filtered By-Pass	43.05	0.38	671254219526
3301122	A-1041-A-BX	Repair Kit Royal® 1.6 gpf/6.0 Lpf Closet-Boxed	43.05	0.28	671254258020
3301503	A-1042-A	Repair Kit Royal® 1.0 gpf/3.8 Lpf Urinal-Dual-Flush By-Pass	43.05	0.38	671254219557
3301123	A-1042-A-BX	Repair Kit Royal® 1.0 gpf/3.8 Lpf Urinal-Boxed	43.05	0.28	671254258037
3301504	A-1043-A	Repair Kit Royal® 0.5 gpf/1.9 Lpf Urinal-Dual-Filtered By-Pass	43.05	0.38	671254219564
3301124	A-1043-A-BX	Repair Kit Royal® 0.5 gpf/1.9 Lpf Urinal-Boxed	43.05	0.28	671254258044
3301505	A-1044-A	Repair Kit Royal® 2.4 gpf/9.0 Lpf Closet-Dual-Filtered By-Pass	43.05	0.38	671254219533
3301125	A-1044-A-BX	Repair Kit Royal® 2.4 gpf/9.0 Lpf Closet-Boxed	43.05	0.28	671254258051
3301506	A-1045-A	Repair Kit Royal® 1.28 gpf/4.5 Lpf Closet Dual-Filtered By Pass	43.05	0.28	671254224605
3301119	A-1045-A-BX	Repair Kit Royal® 1.28 gpf/4.5 Lpf Closet-Boxed	43.05	0.28	671254351660
5301283	A-108	Filter Ring – for Pre-1964 Valve Bodies – Quantity Pack only (6/pack)	4.15	0.02	671254214040
0301275	A-109	Plier Wrench 12”	187.75	1.56	671254211728
0301075PK	A-11	Inside Cover (prior 1971)	7.60	0.09	671254000513
3301070	A-1101-A	Rebuild Kit 1.6 gpf/6.0 Lpf Closet Exposed	50.70	0.48	671254146907
3301150	A-1101-A-BX	Rebuild Kit 1.6 gpf/6.0 Lpf Closet Exposed – Boxed	50.70	0.48	671254258068
3301071	A-1102-A	Rebuild Kit 3.5 gpf/13.2 Lpf Closet Exposed	50.70	0.48	671254146914
3301151	A-1102-A-BX	Rebuild Kit 3.5 gpf/13.2 Lpf Closet Exposed – Boxed	50.70	0.48	671254258075
3301072	A-1103-A	Rebuild Kit 2.4 gpf/9.0 Lpf Closet Exposed	50.70	0.48	671254146921
3301152	A-1103-A-BX	Rebuild Kit 2.4 gpf/9.0 Lpf Closet Exposed – Boxed	50.70	0.48	671254258082
3301073	A-1106-A	Rebuild Kit 0.5 gpf/1.9 Lpf Urinal Exposed	50.70	0.48	671254146938
3301153	A-1106-A-BX	Rebuild Kit 0.5 gpf/1.9 Lpf Urinal Exposed – Boxed	50.70	0.48	671254258099
3301074	A-1107-A	Rebuild Kit 1.0 gpf/3.8 Lpf Urinal Exposed	50.70	0.48	671254146945
3301154	A-1107-A-BX	Rebuild Kit 1.0 gpf/3.8 Lpf Urinal Exposed – Boxed	50.70	0.48	671254258105
3301075	A-1108-A	Rebuild Kit 1.5 gpf/5.7 Lpf Urinal Exposed	50.70	0.48	671254146952
3301155	A-1108-A-BX	Rebuild Kit 1.5 gpf/5.7 Lpf Urinal Exposed – Boxed	50.70	0.48	671254258112
3301085	A-1201-A	Rebuild Kit 1.6 gpf/6.0 Lpf Closet Concealed	50.70	0.48	671254145856
3301084	A-1202-A	Rebuild Kit 3.5 gpf/13.2 Lpf Closet Concealed	50.70	0.48	671254145849
3301088	A-1203-A	Rebuild Kit 2.4 gpf/9.0 Lpf Closet Concealed	50.70	0.48	671254206199
3301087	A-1206-A	Rebuild Kit 0.5 gpf/1.9 Lpf Urinal Concealed	50.70	0.48	671254145870
3301086	A-1207-A	Rebuild Kit 1.0 gpf/3.8 Lpf Urinal Concealed	50.70	0.48	671254145863
3301083	A-1208-A	Rebuild Kit 1.5 gpf/5.7 Lpf Urinal Concealed	50.70	0.48	671254145832
0301630	A-124	Strap Wrench	73.50	0.82	671254227552
5301031	A-151-A	Low Consumption Guide (1.6 gpf/6 Lpf) Closet – Quantity Pack only (12/pack)	11.00	1.13	671254045620
5301032	A-152-A	Water Saver Guide (3.5 gpf/13.2 Lpf) – Quantity Pack only (12/pack)	4.85	1.13	671254045668
5301155	A-155-A	Low Consumption Guide (1.0 gpf/3.8 Lpf) Urinal – Quantity Pack only (12/pack)	11.00	0.10	671254128101
5301188	A-156-A	Diaphragm – Regal® – Quantity Pack only (12/pack)	5.95	1.13	671254044739
5301189	A-156-AA	Diaphragm Repair Kit – Quantity Pack only (6/pack)	12.40	1.25	671254044722
5301157	A-157-A	Repair Kit 0.5 gpf/1.9 Lpf Guide Assembly – Quantity Pack only (12/pack)	11.00	0.04	671254132177
5301111	A-15-A	Molded Disc – Quantity Pack only (12/pack)	5.05	1.56	671254044760



A-1037-A



A-109



A-1106-A



A-156-A

Code Number	Product Number	Description	List Price \$	Est. Wt. (lbs.)	UPC Code
5301236	A-163-A	Guide – Quantity Pack only (12/pack)	4.85	0.10	671254044715
0301104	A-175-A	Low Pressure Guide	15.15	0.06	671254000568
5301058	A-19-AC	Closet Relief Valve, White – Quantity Pack only (12/pack)	5.95	0.80	671254044784
0301132PK	A-19-ACM	Closet Metal (Brass) Relief Valve	14.70	0.15	671254145382
0301143PK	A-19-AL	Closet Relief Valve, Blue LC 2.4 gpf/9.0 Lpf	5.95	0.70	671254221482
5301211	A-19-ALC	Relief Valve, Green (Closet/Urinal-LC) – Quantity Pack only (12/pack)	5.95	0.80	671254127623
0301178PK	A-19-ALCM	Closet Metal (Brass) Relief Valve LC	14.70	0.15	671254130340
5301059	A-19-AU	Urinal Relief Valve, Black – Quantity Pack only (12/pack)	5.95	0.80	671254044777
0301131	A-19-AUM	Urinal Metal (Brass) Relief Valve	14.70	0.15	671254000643
0301298	A-206	Royal II® Cover	73.55	0.71	671254269033
5301137	A-30	Gasket – Quantity Pack only (30/pack)	0.55	0.10	671254044814
5301139	A-31	Handle Gasket – Quantity Pack only (48/pack)	0.55	0.10	671254044821
5301140	A-31-P	Pedal Handle Gasket – Quantity Pack only (48/pack)	0.55	0.10	671254044838
3301035	A-35-A	Repair Kit (Hot Water) Prison Lavatory	27.75	0.38	671254039414
3301036	A-36-A	Repair Kit Regal® 4.5 gpf/16.9 Lpf Closet	22.05	0.38	671254039421
3301037	A-37-A	Repair Kit Regal® 1.5 gpf/5.7 Lpf Urinal	22.05	0.38	671254039438
3301038	A-38-A	Repair Kit Regal® 3.5 gpf/13.2 Lpf Closet	22.05	0.38	671254039445
3301039	A-39-A	Repair Kit Regal® 4.5 gpf Pedal Closet	28.15	0.40	671254039452
0301077	A-4	Continental® Cover	27.65	0.61	671254000520
3301040	A-40-A	Repair Kit Regal® 1.5 gpf/5.7 Lpf Pedal Urinal	28.15	0.40	671254039469
3301041	A-41-A	Repair Kit Regal® 1.6 gpf/6.0 Lpf Closet LC	30.80	0.35	671254039476
3301044	A-42-A	Repair Kit Regal® 1.0 gpf/3.8 Lpf Urinal LC	30.80	0.37	671254045705
3301081	A-43-A	Repair Kit Regal® 0.5 gpf/1.9 Lpf Urinal	30.80	0.38	671254130609
3301024	A-44-A	Repair Kit Regal® 2.4 gpf/9.0 Lpf Closet	30.80	0.38	671254124851
0301255	A-50	Wrench	46.95	1.12	671254001053
5301170	A-56-A	Diaphragm w/A-29 – Quantity Pack only (48/pack)	6.35	1.13	671254044753
5301176	A-56-AA	Diaphragm Repair Kit w/A-29 – Old Style pre-1965 – Quantity Pack only (6/pack)	13.50	1.25	671254044746
0301082PK	A-6	Handle Coupling CP	6.10	0.07	671254000537
0301083PK	A-6	Handle Coupling RB	5.55	0.07	671254000537
0301168	A-71	Inside Cover	7.60	0.09	671254000803
0301221	A-71	Continental® Inside Cover	9.70	0.08	671254000926
0301173	A-72	Outside Cover RB	22.70	0.73	671254000834
0301172PK	A-72	Outside Cover CP	24.75	0.73	671254000834
0302116	B-12-A	Handle 3-3/4" LDIM CP	89.45	1.45	671254001794
0302124	B-12-A	Handle 4-3/4" LDIM CP	94.00	1.57	671254001800
0302131	B-12-A	Handle 5-3/4" LDIM CP	98.50	1.73	671254001817
0302138	B-12-A	Handle 6-3/4" LDIM CP	103.05	1.85	671254001824
0302146	B-12-A	Handle 7-3/4" LDIM CP	107.55	1.99	671254001831
0302152	B-12-A	Handle 8-3/4" LDIM CP	112.10	2.13	671254001848
0302158	B-12-A	Handle 9-3/4" LDIM CP	116.50	2.24	671254001862
0302159	B-12-A	Handle 10-3/4" LDIM CP	121.60	2.49	671254001879
0302164	B-12-A	Handle 11-3/4" LDIM CP	125.60	2.63	671254001886
0302165	B-12-A	Handle 12-3/4" LDIM CP	130.10	2.80	671254001893
0302167	B-12-A	Handle 13-3/4" LDIM CP	134.65	2.94	671254001916



A-19-AC



A-37-A




A-56-A



B-12-A

Code Number	Product Number	Description	List Price \$	Est. Wt. (lbs.)	UPC Code
0302169	B-12-A	Handle 14-3/4" LDIM CP	139.15	3.09	671254001923
0302171	B-12-AWB	Handle 3-3/4" LDIM CP for Wall Box	118.60	1.45	671254221529
0302172	B-12-AWB	Handle 4-3/4" LDIM CP for Wall Box	123.15	1.57	671254221536
0302173	B-12-AWB	Handle 5-3/4" LDIM CP for Wall Box	127.65	1.73	671254221543
0302174	B-12-AWB	Handle 6-3/4" LDIM CP for Wall Box	132.10	1.85	671254221550
0302175	B-12-AWB	Handle 7-3/4" LDIM CP for Wall Box	136.65	1.99	671254221567
0302176	B-12-AWB	Handle 8-3/4" LDIM CP for Wall Box	141.20	2.13	671254221574
0302177	B-12-AWB	Handle 9-3/4" LDIM CP for Wall Box	145.65	2.24	671254221581
0302178	B-12-AWB	Handle 10-3/4" LDIM CP for Wall Box	150.15	2.49	671254221598
0302192	B-15-A	Filler Rod 3-3/4" LDIM	8.00	0.04	671254001930
0302197	B-15-A	Filler Rod 4-3/4" LDIM	8.40	0.05	671254001947
0302201	B-15-A	Filler Rod 5-3/4" LDIM	8.85	0.06	671254001954
0302208	B-15-A	Filler Rod 6-3/4" LDIM	9.25	0.07	671254002012
0302211	B-15-A	Filler Rod 7-3/4" LDIM	9.70	0.09	671254002036
0302216	B-15-A	Filler Rod 8-3/4" LDIM	10.20	0.10	671254002043
0302219	B-15-A	Filler Rod 9-3/4" LDIM	10.65	0.13	671254002050
0302223	B-15-A	Filler Rod 10-3/4" LDIM	11.05	0.14	671254002067
0302226	B-15-A	Filler Rod 11-3/4" LDIM	11.40	0.15	671254002074
0302232	B-15-A	Filler Rod 13-3/4" LDIM	12.35	0.17	671254002128
0302233	B-15-A	Filler Rod 14-3/4" LDIM	12.85	0.18	671254002135
0302301	B-15-A	Filler Rod 12-3/4" LDIM	11.85	0.16	671254002425
0302252	B-23	SPL VR Flange for Wall Box	36.10	0.18	671254002289
0302248PK	B-23	Wall Flange 2-3/4"	15.80	0.18	671254002265
0302260	B-24	Locknut RB	6.35	0.24	671254002302
0302353	B-30-A	Crown® II Handle Assembly CP	43.95	0.72	671254256873
5302274	B-32	Grip CP – Quantity Pack only (12/pack)	8.15	3.57	671254044845
5302279	B-32-A	Handle Assembly – Quantity Pack only (6/pack)	14.20	3.18	671254044708
5302297	B-39	Seal – Quantity Pack only (12/pack)	1.05	0.04	671254044685
3302304	B-40-A	Handle Repair Kit	127.25	0.37	671254040205
5302305	B-50-A	Handle Repair Kit – Quantity Pack only (6/pack)	3.75	0.60	671254044692
3302306	B-51-A	Handle Repair Kit	7.30	0.03	671254131774
3302003	B-51-A-BX	Handle Repair Kit – Boxed	7.30	0.10	671254267466
0302013	B-6	Socket 3-3/4" LDIM RB	32.00	0.32	671254001329
0302037PK	B-6-A	Socket 4-3/4" LDIM RB	36.10	0.44	671254001350
0302039	B-6-A	Socket 4-3/4" LDIM CP for Wall Box	65.15	0.42	671254001374
0302042PK	B-6-A	Socket 5-3/4" LDIM RB	40.25	0.56	671254001381
0302045	B-6-A	Socket 5-3/4" LDIM CP for Wall Box	69.45	0.56	671254221499
0302050	B-6-A	Socket 6-3/4" LDIM RB	44.50	0.68	671254001404
0302052	B-6-A	Socket 6-3/4" LDIM CP for Wall Box	73.70	0.68	671254001411
0302054	B-6-A	Socket 7-3/4" LDIM RB	48.70	0.80	671254001435
0302056	B-6-A	Socket 7-3/4" LDIM CP for Wall Box	77.75	0.80	671254221505
0302059	B-6-A	Socket 8-3/4" LDIM RB	52.95	0.92	671254001466
0302062	B-6-A	Socket 8-3/4" LDIM CP for Wall Box	82.05	0.92	671254001473
0302063	B-6-A	Socket 9-3/4" LDIM RB	57.20	1.02	671254001480



B-15-A



B-23



B-32-A



B-51-A

Code Number	Product Number	Description	List Price \$	Est. Wt. (lbs.)	UPC Code
0302065	B-6-A	Socket 9-3/4" LDIM CP for Wall Box	86.30	1.03	671254001497
0302067	B-6-A	Socket 10-3/4" LDIM CP for Wall Box	90.55	1.28	671254001503
0302069	B-6-A	Socket 10-3/4" LDIM RB	61.40	1.26	671254001510
0302072	B-6-A	Socket 11-3/4" LDIM CP for Wall Box	94.75	1.43	671254001534
0302074	B-6-A	Socket 11-3/4" LDIM RB	65.60	1.38	671254001558
0302076	B-6-A	Socket 12-3/4" LDIM CP for Wall Box	98.95	1.57	671254001565
0302077	B-6-A	Socket 12-3/4" LDIM RB	69.85	1.54	671254001572
0302080	B-6-A	Socket 13-3/4" LDIM RB	74.10	1.67	671254001602
0302081	B-6-A	Socket 14-3/4" LDIM RB	78.35	1.80	671254001619
0302082	B-6-A	Socket 14-3/4" LDIM CP for Wall Box	107.45	1.85	671254221512
0302085	B-6-A	Socket 13-3/4" LDIM CP for Wall Box	103.20	1.73	671254142541
0302390	B-73-A	Handle Assembly CP (ADA compliant)	18.85	0.57	671254056671
3302002	B-73-A-BX	Handle Assembly CP (ADA compliant) – Boxed	18.85	0.59	671254267459
0302330	B-73-A-SG	Handle Assembly CP (ADA compliant) w/Sani-Guard	43.55	0.52	671254337510
0302389PK	B-74	CP Grip (ADA Compliant)	11.40	0.37	671254056664
0302109	B-7-A	Socket CP	6.10	0.12	671254001756
0302370	B-93-ANS	Handle Assembly ADA 20% Nickel	37.10	0.57	671254132795
0302375	B-95-A	Royal II® Handle Assembly	57.65	0.69	671254257436
3303347	C-1000-A	3" Push Button Replacement Kit for C-42-A PB Assembly	27.05	0.44	671254040366
0303002PK	C-2	Push Button (only) CP	10.20	0.13	671254002500
0303155	C-23	Plunger Sleeve CP	8.95	0.05	671254003156
0303174	C-25	Socket Plb CP – OBSOLETE	—	—	—
5303213	C-29	Pin RB – OBSOLETE	—	—	—
0303009	C-2-A	Push Button Assembly CP	20.90	0.32	671254002517
0303289	C-33-A	Pedal Assembly Push Button	114.70	1.10	671254003675
0303290	C-33-A	Pedal Handle Assembly Push Button – OBSOLETE	—	—	—
0303293	C-34	Pedal CP	50.45	0.35	671254003699
0303295	C-34	Pedal Handle CP – OBSOLETE	—	—	—
5303298	C-35	Screw CP – Quantity Pack only (12/pack)	1.05	0.01	671254044869
0303303	C-40	Pedal Flange w/Set Screw CP	83.80	0.38	671254003736
0303308	C-40-A	Pedal Assembly 3-3/4" LDIM CP	161.65	1.71	671254003750
0303310	C-40-A	Pedal Assembly 4-3/4" LDIM CP	167.45	1.86	671254003774
0303312	C-40-A	Pedal Assembly 5-3/4" LDIM CP	159.20	2.01	671254003798
0303315	C-40-A	Pedal Assembly 6-3/4" LDIM CP	179.10	2.16	671254003811
0303321	C-40-A	Pedal Assembly 7-3/4" LDIM CP	185.05	2.31	671254003835
0303323	C-40-A	Pedal Assembly 8-3/4" LDIM CP	190.75	2.46	671254003859
0303328	C-40-A	Pedal Assembly 9-3/4" LDIM CP	196.65	2.61	671254003873
0303330	C-40-A	Pedal Assembly 10-3/4" LDIM CP	202.45	2.75	671254003897
0303351	C-42-A	3" Button Assembly CP for Exposed Valve	30.50	0.81	671254003996
5303354	C-43	Screw – Quantity Pack only (6/pack)	2.15	0.01	671254044876
0303360	C-43-A	3" Push Button Assembly 3-3/4" LDIM CP	135.05	1.20	671254004023
0303361	C-43-A	3" Push Button Assembly 4-3/4" LDIM CP	139.70	1.52	671254004030
0303362	C-43-A	3" Push Button Assembly 5-3/4" LDIM CP	144.40	1.84	671254004047
0303363	C-43-A	3" Push Button Assembly 6-3/4" LDIM CP	149.05	2.16	671254004054



B-73-A-SG



B-74



C-34



C-43-A

Code Number	Product Number	Description	List Price \$	Est. Wt. (lbs.)	UPC Code
0303364	C-43-A	3" Push Button Assembly 7-3/4" LDIM CP	153.75	2.48	671254004061
0303365	C-43-A	3" Push Button Assembly 8-3/4" LDIM CP	158.40	2.80	671254004078
0303367	C-43-A	3" Push Button Assembly 9-3/4" LDIM CP	163.05	3.12	671254004085
0303369	C-43-A	3" Push Button Assembly 10-3/4" LDIM CP	167.65	3.44	671254004092
0303359	C-43-AWB	3" Push Button Assembly 3-3/4" LDIM CP for Wall Box	164.15	1.20	671254206045
0303375	C-43-AWB	3" Push Button Assembly 4-3/4" LDIM CP for Wall Box	168.80	1.52	671254221659
0303376	C-43-AWB	3" Push Button Assembly 5-3/4" LDIM CP for Wall Box	173.50	1.84	671254221666
0303377	C-43-AWB	3" Push Button Assembly 6-3/4" LDIM CP for Wall Box	178.15	2.16	671254221697
0303378	C-43-AWB	3" Push Button Assembly 7-3/4" LDIM CP for Wall Box	182.85	2.48	671254221703
0303379	C-43-AWB	3" Push Button Assembly 8-3/4" LDIM CP for Wall Box	187.50	2.80	671254221710
0303380	C-43-AWB	3" Push Button Assembly 9-3/4" LDIM CP for Wall Box	192.15	3.12	671254221727
0303381	C-43-AWB	3" Push Button Assembly 10-3/4" LDIM CP for Wall Box	196.75	3.44	671254221734
0303382	C-43-AWB	3" Push Button Assembly 11-3/4" LDIM CP for Wall Box	201.40	3.81	671254141834
0303383	C-43-AWB	3" Push Button Assembly 12-3/4" LDIM CP for Wall Box	206.10	4.08	671254221741
3303393	C-61-A	Repair Kit for Exposed Seat Operated Valve	9.70	0.16	671254040380
3303394	C-62-A	Repair Kit for Concealed Seat Operated Valve	18.05	0.20	671254040397
3303396	C-64-A	Repair Kit for Exposed 3" Push Button	8.60	0.16	671254045729
3303398	C-70-A	Repair Kit for C-9-A PB Assembly	6.80	0.18	671254040434
0303036	C-9-A	Push Button Assembly 3-3/4" LDIM CP	93.15	1.23	671254002623
0303054	C-9-A	Push Button Assembly 4-3/4" LDIM CP	97.65	1.33	671254002654
0303064	C-9-A	Push Button Assembly 5-3/4" LDIM CP	102.15	1.53	671254002678
0303074	C-9-A	Push Button Assembly 6-3/4" LDIM CP	106.65	1.63	671254002692
0303087	C-9-A	Push Button Assembly 7-3/4" LDIM CP	111.20	1.73	671254002739
0303095	C-9-A	Push Button Assembly 8-3/4" LDIM CP	115.65	1.90	671254002777
0303108	C-9-A	Push Button Assembly 9-3/4" LDIM CP	120.05	2.10	671254002876
0303117	C-9-A	Push Button Assembly 10-3/4" LDIM CP	124.70	2.25	671254002937
0303124	C-9-A	Push Button Assembly 11-3/4" LDIM CP	129.20	2.35	671254002982
0303129	C-9-A	Push Button Assembly 12-3/4" LDIM CP	133.70	2.60	671254003002
0303135	C-9-A	Push Button Assembly 13-3/4" LDIM CP	138.20	2.75	671254003040
0303137	C-9-A	Push Button Assembly 14-3/4" LDIM CP	142.75	2.85	671254003057
0303037	C-9-AWB	Push Button Assembly 3-3/4" LDIM CP for Wall Box	122.25	1.23	671254002630
0303043	C-9-AWB	Push Button Assembly 4-3/4" LDIM CP for Wall Box	126.75	1.33	671254002647
0303068	C-9-AWB	Push Button Assembly 5-3/4" LDIM CP for Wall Box	131.20	1.53	671254221604
0303081	C-9-AWB	Push Button Assembly 6-3/4" LDIM CP for Wall Box	135.75	1.63	671254002722
0303091	C-9-AWB	Push Button Assembly 7-3/4" LDIM CP for Wall Box	140.30	1.73	671254002760
0303096	C-9-AWB	Push Button Assembly 8-3/4" LDIM CP for Wall Box	144.80	1.90	671254002784
0303104	C-9-AWB	Push Button Assembly 14-3/4" LDIM CP for Wall Box	171.85	2.85	671254221611
0303105	C-9-AWB	Push Button Assembly 9-3/4" LDIM CP for Wall Box	149.35	2.10	671254002845
0303115	C-9-AWB	Push Button Assembly 10-3/4" LDIM CP for Wall Box	153.85	2.25	671254002920
0303118	C-9-AWB	Push Button Assembly 12-3/4" LDIM CP for Wall Box	162.75	2.60	671254221628
0303122	C-9-AWB	Push Button Assembly 11-3/4" LDIM CP for Wall Box	158.40	2.35	671254002968
0303143	C-9-AWB	Push Button Assembly 13-3/4" LDIM CP for Wall Box	167.35	2.75	671254221635
5314092	CN-1000-A	Reg. Screw Kit (Crown®) – Quantity Pack only (6/pack)	7.30	0.10	671254115613
0314016	CN-1002-A	Closet Piston with Main Seat	53.20	0.28	671254012431



C-61-A



C-9-A

Code Number	Product Number	Description	List Price \$	Est. Wt. (lbs.)	UPC Code
0314017	CN-1003-A	Urinal Piston with Main Seat	53.20	0.50	671254012448
5314094	CN-1004-A	Piston Rebuilding Kit – Quantity Pack only (6/pack)	47.60	0.10	671254115323
5314184	CN-1006-A	Shower Piston Rebuilding Kit – Quantity Pack only (6/pack)	30.65	0.20	671254115316
5314010	CN-1007-A	Cap & Screw Repair Kit – Quantity Pack only (6/pack)	1.65	0.01	671254115538
3314015	CN-1008-A	Reg. Screw Repair Kit	12.00	0.24	671254115330
0314191	CN-1009-A	Shower Piston Main Seat	57.75	0.35	671254046498
5314050	CN-1010-A	Washer Repair Kit – Quantity Pack only (6/pack)	13.90	0.01	671254115231
5314236	CN-105	Cover Gasket – Quantity Pack only (24/pack)	0.95	0.01	671254114586
5314226	CN-120	Relief Valve Seat – Quantity Pack only (12/pack)	1.50	0.10	671254115293
0314223PK	CN-121-A	Main Seat for Shower Piston	8.00	0.04	671254114609
0314240	CN-123-AC	Closet Guide Assembly	22.95	0.30	671254115279
0314242	CN-123-AU	Urinal Guide Assembly	22.95	0.30	671254115262
0314082	CN-15	Top Plate	4.85	0.01	671254125605
0314179	CN-15-A	Top Plate for Shower	8.85	0.06	671254115415
0314228	CN-160	Piston Body only	10.20	0.05	671254115286
5314200	CN-17	Top Plate Screws – Quantity Pack only (24/pack)	0.65	0.01	671254115309
0314078	CN-18-A	Relief Valve Assembly	8.60	0.07	671254012486
0314234PK	CN-21-A	Main Seat	11.00	0.03	671254114616
0314204	CN-57	Xpelor	1.80	0.08	671254221901
0314189	CN-66-A	Guide to Shower Piston	18.10	0.28	671254057845
5314188	CN-68-A	Single Lip Cup – Quantity Pack only (12/pack)	4.85	0.03	671254115408
5314243	CN-76	Cover Gasket – Quantity Pack only (24/pack)	0.95	0.03	671254115392
0314229	CN-86-A	Cover Assembly CP w/CN-105 Gasket	85.85	0.80	671254248939
0314230	CN-86-A	Cover Assembly RB w/CN-105 Gasket	78.20	0.80	671254248946
3332000	CR-1008-A	Crown® II Flange Kit 3/4" CP	18.90	0.14	671254262591
3332001	CR-1009-A	Crown® II Flange Kit 1-1/4" CP	18.90	0.20	671254262607
3332002	CR-1010-A	Crown® II Flange Kit 1-1/2" CP	18.90	0.21	671254262713
0332006	CR-116	Crown® II Cover CP	54.40	0.78	671254269026
0332045	CR-132-A	Crown® II Handle & Cover Trim Ring Kit CP	33.20	0.01	671254268715
0332046	CR-132-A	Crown® II Handle & Cover Trim Ring Kit PVD PB	45.80	0.01	671254268722
0332048	CR-132-A	Crown® II Handle & Cover Trim Ring Kit PVD BN	68.05	0.01	671254268746
0332049	CR-132-A	Crown® II Handle & Cover Trim Ring Kit SF	56.95	0.01	671254268753
0332024	CR-135-A	Crown® II Nonhold Open Piston Assembly Closet 1.6 gpf/6.0 Lpf	39.80	0.20	671254269057
0332025	CR-137-A	Crown® II Nonhold Open Piston Assembly Urinal 1.0 gpf/3.8 Lpf	43.95	0.20	671254269064
0332026	CR-138-A	Crown® II Nonhold Open Piston Assembly Urinal 0.5 gpf/1.9 Lpf	43.95	0.20	671254269071
0337007	DO-1	Cover Nut NP	12.65	0.24	671254015135
0337003	DO-10	Upper Body NP	62.95	1.12	671254015104
0337044	DO-1000-A	Piston w/DO-6	8.60	0.04	671254015289
3337035	DO-1001-A	Dolphin® Handle Kit	78.35	0.68	671254046382
5337011	DO-11	Cover Screws CP (4 req.) – Quantity Pack only (24/pack)	0.65	0.03	671254045453
0337031	DO-13-NC	Lower Body NP Closet	58.45	1.39	671254045750
0337032	DO-13-NU	Lower Body NP Urinal	58.45	1.39	671254045767
0337005	DO-14	Bushing RB	8.00	0.20	671254015111
0337009	DO-16	Spring (Compression)	11.75	0.06	671254015142



CN-66-A



CN-86-A



CR-1009-A



DO-10


Code Number	Product Number	Description	List Price \$	Est. Wt. (lbs.)	UPC Code
5337034	DO-17	Insert RB – Quantity Pack only (6/pack)	2.40	0.20	671254045446
0337036	DO-19-A	Seat Assembly w/“O” Ring	11.85	0.01	671254015265
5337125	DO-2	“O” Ring – Seat – Quantity Pack only (6/pack)	2.75	0.10	671254045408
0337086PK	DO-22	“O” Ring	0.95	NIL	671254015319
5337129	DO-28	Retaining Ring – Quantity Pack only (24/pack)	0.55	0.04	671254045385
5337126	DO-3	Screw RB – Quantity Pack only (6/pack)	2.40	0.03	671254045392
0337134	DO-32	Flex Sack Assembly	15.55	0.11	671254015364
0337136	DO-32-AA	Repair Kit (Sack Assembly)	20.75	0.12	671254015371
0337137	DO-32-AAN	Repair Kit (Sack Assembly & Stem)	44.65	0.12	671254015388
5337006	DO-4	Stem Nut RB – Quantity Pack only (6/pack)	1.65	0.10	671254045460
5337075	DO-6	“O” Ring – Piston – Quantity Pack only (6/pack)	1.35	0.20	671254045422
5337039	DO-7	Piston Spring – Quantity Pack only (6/pack)	1.10	0.50	671254045439
0330002	DP-2-A	Drip Pocket Wall Support	83.40	0.23	671254014831
0330015	DP-4-A	Drip Pocket CP	212.55	1.64	671254014886
0330021	DP-6-A	Flush Connection CP	161.15	2.25	671254014893
0309001PK	DV-1	Diverter Valve Body CP	93.60	1.15	671254011342
0309010	DV-10	Nozzle Spray Disc	1.90	0.01	671254011403
3309035	DV-1001-A	Wall Support Kit	44.40	0.51	671254042971
3309036	DV-1002-A	Deoseptic Pivot Replacement Kit	159.50	0.75	671254042988
3309037	DV-1003-A	Pivot Replacement Kit	63.60	0.75	671254042995
3309040	DV-1004-A	Seal Set for Deoseptic Diverter	33.60	1.15	671254043008
3309048	DV-1005-A	Deoseptic Conversion Kit	231.85	2.17	671254043046
3309032	DV-1007-A	Spray Arm Repair Kit	8.40	0.17	671254042964
3309077	DV-1014-A	Short Spray Arm Replacement Kit	73.40	1.00	671254133464
0309011	DV-11	Nozzle Screen	1.50	0.01	671254011410
0309012	DV-12	Wall Flange w/Set Screw CP	24.10	0.24	671254011427
0309013	DV-13	Support Rod CP	13.60	0.56	671254045781
0309014PK	DV-14	Diverter Valve Seal	1.05	0.01	671254011441
0309015	DV-15	Counterbalance Spring	2.35	0.01	671254011458
0309016PK	DV-16	Diverter Valve Seal Washer	0.55	0.01	671254011465
0309002PK	DV-2	Nozzle pivot	55.80	0.35	671254011359
0309023	DV-20	“O” Ring	0.55	0.01	671254011496
0309024	DV-21	Plug Button CP	6.10	0.01	671254011502
0309025	DV-22	“O” Ring	0.55	0.01	671254011519
0309026	DV-23	Adjusting Screw RB	11.55	0.01	671254011526
0309017	DV-24	Retaining Ring	3.60	0.01	671254011472
0309018	DV-29	Solution Bottle	3.90	0.07	671254011489
0309003	DV-3	“O” Ring	0.55	0.01	671254011366
3309044	DV-32-AA	Replacement Spray Arm Kit	73.40	0.70	671254043015
0309033	DV-33-A	Swivel & Ball Check Assembly CP	119.60	0.32	671254011571
0309034	DV-34-A	Pivot & Adapter Assembly CP	70.10	0.81	671254011588
0309036	DV-36-A	Aspirator Tube Assembly	8.00	0.04	671254011601
0309004	DV-4	Set Screw	1.05	0.01	671254011373
5309031	DV-50-A	“O” Ring Seal Set – Quantity Pack only (12/pack)	11.75	0.40	671254045187



DO-22



DV-1



DV-11



DV-32-AA

Code Number	Product Number	Description	List Price \$	Est. Wt. (lbs.)	UPC Code
0309021	DV-55-A	Diverter Valve & Spray Arm Assembly CP	280.65	3.30	671254119963
0309009	DV-9	Spray Disc Retainer	4.85	0.06	671254011397
0306009	F-1	Outlet 1-1/4" x 8" CP	15.00	0.32	671254008076
0306012	F-1	Outlet 1-1/4" x 10" CP	17.15	0.40	671254008083
0306013	F-1	Outlet 1-1/4" x 12" CP	19.20	0.50	671254008090
0306034	F-1	Outlet 1-1/2" x 8" CP	17.00	0.39	671254008120
0306039	F-1	Outlet 1-1/2" x 10" CP	19.20	0.51	671254008137
0306044	F-1	Outlet 1-1/2" x 12" CP	21.35	0.59	671254008144
0396157PK	F-100	Outlet 1-1/2" X 5-1/2" RB w/3" score	20.10	0.25	671254016811
0396158	F-100	Outlet 1-1/2" X 7-1/2" RB w/3" score	24.00	0.30	671254016828
0396159	F-100	Outlet 1-1/2" X 9-1/2" RB w/3" score	27.90	0.40	671254016835
0396160	F-100	Outlet 1-1/2" X 11-1/2" RB w/3" score	31.85	0.53	671254016842
0396161PK	F-100	Outlet 1-1/2" X 9-1/2" RB w/9" score	26.30	0.45	671254222069
0396167	F-100	Outlet 1-1/2" X 13-1/2" RB w/3" score	35.75	0.61	671254222076
0396168	F-100	Outlet 1-1/2" X 19-1/2" RB w/3" score	47.60	0.80	671254143784
0396169	F-100	Outlet 1-1/2" X 23-1/2" RB w/3" score	55.40	1.06	671254143791
0396156PK	F-100	Outlet 1-1/2" X 3-1/4" RB w/3" score	16.10	0.12	671254016804
0309027PK	F-1003	Tube Gasket	1.75	0.01	671254011533
0309029	F-1005	Outlet Tube Flange CP	14.05	0.38	671254011557
0396060	F-101	Outlet 3/4" x 4-1/2"	11.75	0.14	671254016620
0396113	F-101	Outlet 1-1/2" x 9" CP	16.00	0.43	671254016682
0396119	F-101	Outlet 1-1/2" x 10-1/2" CP	17.00	0.47	671254016699
0396127	F-101	Outlet 1-1/2" x 13-1/2" CP	20.25	0.65	671254016729
0396142	F-101	Outlet 1-1/2" x 21-1/2" CP	34.05	0.99	671254016743
0396147	F-101	Outlet 1-1/2" x 24-1/2" CP	37.10	1.13	671254016767
0396163	F-102	Outlet 1-1/4" x 8" CP	23.50	0.14	671254016859
0396164	F-102	Outlet 1-1/4" x 9" CP	24.55	0.17	671254016866
0396171	F-102	Outlet 1-1/4" x 15" CP	30.80	0.40	671254016880
0396669	F-102	Outlet 1-1/2" x 8" CP	24.10	0.39	671254017702
0396670	F-102	Outlet 1-1/2" x 9" CP	25.60	0.44	671254017719
0396671	F-102	Outlet 1-1/2" x 10 CP	27.05	0.49	671254017726
0396672	F-102	Outlet 1-1/2" x 12" CP	29.95	0.59	671254017733
0396673	F-102	Outlet 1-1/2" x 13" CP	31.40	0.64	671254017740
0396679	F-102	Outlet 1-1/2" x 11" CP	28.40	0.54	671254017771
0396713	F-102	Outlet 1-1/2" x 14" CP	32.85	0.69	671254017788
0396714	F-102	Outlet 1-1/2" x 15" CP	34.35	0.74	671254017795
0396716	F-102	Outlet 1-1/2" x 16" CP	35.75	0.79	671254017818
0396265	F-109	Outlet 1-1/4" x 8-1/2" x 5" Bend CP	36.10	0.47	671254017252
0396283	F-109	Outlet 1-1/4" x 11-1/2" x 5" Bend CP	39.45	0.57	671254017283
0396288	F-109	Outlet 1-1/4" x 13-1/2" x 5" Bend CP	41.45	0.63	671254017306
0396289	F-109	Outlet 1-1/4" x 16" x 5" Bend CP	44.65	0.73	671254017313
0396290	F-109	Outlet 1-1/4" x 21" x 5" Bend CP	49.95	0.91	671254017320
0396291	F-109	Outlet 1-1/4" x 24" x 5" Bend CP	53.20	1.04	671254017337
0396293	F-109	Outlet 1-1/2" x 8-1/2" x 5" Bend CP – OBSOLETE	—	—	—



DV-9



F-1



F-101

Code Number	Product Number	Description	List Price \$	Est. Wt. (lbs.)	UPC Code
0396316PK	F-109	Outlet 1-1/2" x 13" x 5" Bend CP	43.50	1.00	671254017399
0396320	F-109	Outlet 1-1/2" x 16" x 5" Bend CP	46.70	1.23	671254017405
0396322	F-109	Outlet 1-1/2" x 21" x 5" Bend CP	51.95	1.43	671254017429
0396326	F-109	Outlet 1-1/2" x 24" x 5" Bend CP	55.15	1.66	671254017436
0396310PK	F-109	Outlet 1-1/2" x 11-1/2" x 5" Bend CP	41.45	0.88	671254017382
0396191	F-110	Outlet 1-1/2" x 1-1/4" x 19"-1/2" RB w/3" score	46.85	0.67	671254141605
0396193	F-110	Outlet 1-1/2" x 1-1/4" x 13-1/2" RB w/3" score	35.05	0.50	671254017023
0396195	F-110	Outlet 1-1/2" x 1-1/4" x 3-1/4" RB w/3" score	15.40	0.36	671254017047
0396196	F-110	Outlet 1-1/2" x 1-1/4" x 5-1/2" RB w/3" score	19.35	0.40	671254017054
0396197	F-110	Outlet 1-1/2" x 1-1/4" x 7-1/2" RB w/3" score	23.25	0.45	671254017061
0396198	F-110	Outlet 1-1/2" x 1-1/4" x 9-1/2" RB w/3" score	27.20	0.49	671254017078
0396199	F-110	Outlet 1-1/2" x 1-1/4" x 11-1/2" RB w/3" score	31.15	0.53	671254017085
0396200	F-110	Outlet 1-1/2" x 1-1/4" x 9-1/2" RB w/9" score	25.60	0.49	671254222083
0306550	F-121-A	Low Spud Tee 3/8" RB – OBSOLETE	—	—	—
0306340	F-15-A	Elbow 3/4" & Tail 3-3/4" LDIM RB	39.55	0.23	671254008724
0306341	F-15-A	Elbow 3/4" & Tail 4-3/4" LDIM CP	72.15	0.32	671254008731
0306344	F-15-A	Elbow 3/4" & Tail 5-3/4" LDIM RB	41.60	0.36	671254008755
0306350	F-15-A	Elbow 3/4" & Tail 6-3/4" LDIM RB	42.60	0.42	671254008762
0306355	F-15-A	Elbow 3/4" & Tail 7-3/4" LDIM RB	43.60	0.45	671254008779
0306358	F-15-A	Elbow 3/4" & Tail 8-3/4" LDIM RB	44.65	0.54	671254008786
0306362	F-15-A	Elbow 3/4" & Tail 9-3/4" LDIM RB	45.70	0.61	671254008793
0306366	F-15-A	Elbow 3/4" & Tail 10-3/4" LDIM RB	46.70	0.67	671254008809
0306930	F-179	Spray Head (ETF-660) 2.0 gpm/7.6 Lpm, with key	32.85	0.05	671254009400
0396525PK	F-182	Outlet Tube w /1-1/2" X 1/2" Offset	72.40	0.48	671254222090
0396530PK	F-188	Offset Outlet Tube 1-1/2" X 13-1/4" X 1" Offset	96.95	0.74	671254247420
0396532PK	F-189	Offset Outlet Tube 1-1/2" X 13-1/4" X 1-1/2" Offset	96.95	0.74	671254247413
0396534PK	F-190	Offset Outlet Tube 1-1/2" X 13-1/4" X 2" Offset	96.95	0.74	671254247437
0306045PK	F-2	Coupling Nut 1-1/2"	5.55	0.13	671254008151
0396455	F-201	Outlet 1-1/2" x 1-1/4" x 9" CP	16.00	0.36	671254017580
0396461	F-201	Outlet 1-1/2" x 1-1/4" x 13-1/2" CP	18.85	0.51	671254017627
0396464	F-201	Outlet 1-1/2" x 1-1/4" x 21-1/2" CP	25.25	0.81	671254017641
0306516	F-20-A	Spud Coupling Nut 3/4" CP	8.95	0.06	671254008878
0306524	F-20-A	Spud Coupling Nut 1-1/4" CP	8.95	0.10	671254008885
0306526	F-20-A	Spud Coupling Nut 1-1/2" CP	8.95	0.10	671254008892
0306538	F-20-A	Spud Coupling Nut 1" CP	8.95	0.14	671254008908
0206146PK	F-21	Slip Joint Elbow 1-1/2" (38mm) Dbl. Male RB	18.45	0.57	671254000186
0306555	F-21-AA	Elbow w/Tail 1-1/2" x 1-1/4" 5 C to E CP	76.40	0.14	671254008939
0306558	F-21-AA	Elbow w/Tail 1-1/2" x 1-1/4" 8 C to E CP	79.55	0.18	671254008946
0306569	F-22	Female Outlet 1" IPS RB	26.60	0.25	671254008984
0306574	F-22-A	Union Outlet Assembly 1-1/4" IPS RB	65.15	0.63	671254009035
0306575	F-22-A	Union Outlet Assembly 1-1/2" IPS CP	71.65	0.63	671254246492
0306682	F-25-A	Slip Joint Elbow w/Tail 1-1/2" x 8" C to E RB	43.50	0.91	671254009080
0306688	F-25-A	Slip Joint Elbow w/Tail 1-1/2" x 10" C to E RB	50.20	1.00	671254009103
0306769	F-29-A	Outlet 3/4" x 7-1/2" RB	23.40	0.34	671254009202



F-110



F-179



F-188



F-22

Code Number	Product Number	Description	List Price \$	Est. Wt. (lbs.)	UPC Code
0306773	F-29-A	Outlet 3/4" x 8-1/2" CP	30.65	0.37	671254009226
0306791	F-29-A	Outlet 3/4" x 10-1/2" RB	25.60	0.44	671254009271
0306052	F-2-A	Coupling Assembly 3/4" (19mm) CP	7.75	0.06	671254008175
0306059	F-2-A	Coupling Assembly 1-1/4" (32mm) RB	7.85	0.12	671254008236
0306060	F-2-A	Coupling Assembly 1-1/4" (32mm) CP	8.00	0.12	671254008243
0306077	F-2-A	Coupling Assembly 1" CP	8.00	0.10	671254008267
0306087	F-2-A	Coupling Assembly 1-1/2" (38mm) RB w/S-30	6.20	0.13	671254008274
0306088	F-2-A	Coupling Assembly 1-1/2" (38mm) RB	6.20	0.13	671254008281
0306091	F-2-A	Coupling Assembly 1-1/2" (38mm) RB w/S-21	6.20	0.13	671254008298
0306092	F-2-A	Coupling Assembly 1-1/2" (38mm) CP w/S-30	8.00	0.13	671254008304
0306093	F-2-A	Coupling Assembly 1-1/2" (38mm) CP	8.00	0.13	671254008311
0306619	F-2-AA	Two Sets F2A 1-1/2" Slip Joint Coupling RB	8.25	0.28	671254221833
0306054	F-2-AW	Coupling Assembly 3/4" (19mm) RB	6.20	0.06	671254008182
5306055	F-3	Friction Ring 3/4" – Quantity Pack only (48/pack)	0.25	0.10	671254044883
5306056	F-3	Friction Ring 1" – Quantity Pack only (48/pack)	0.25	0.10	671254044890
5306057	F-3	Friction Ring 1-1/4" – Quantity Pack only (48/pack)	0.25	0.10	671254044906
5306058	F-3	Friction Ring 1-1/2" – Quantity Pack only (48/pack)	0.25	0.10	671254044913
0330004	F-33	Tube Extension 3/4" x 7-3/8"	24.75	0.30	671254014855
0396036	F-36-AA	Spud Reducer 3/4" to 1/2" – OBSOLETE	—	—	—
0396009	F-43-A	Outlet & Street Elbow 1" (Royal®) CP	154.95	0.83	671254016484
0396010	F-43-A	Outlet & Street Elbow 1" (Crown®) CP	154.95	0.75	671254016491
0396019	F-45-A	Flange 3/4" CP w/Set Screw	16.85	0.17	671254016514
0396020	F-45-A	Flange 1" CP w/Set Screw	16.85	0.15	671254016521
5306113	F-5	Slip Joint Gasket 3/4" – Quantity Pack only (48/pack)	0.55	0.10	671254044920
5306115	F-5	Slip Joint Gasket 1" – Quantity Pack only (48/pack)	0.55	0.10	671254044937
0306102	F-54-A	Spud Nut & Flange 3/4"	14.85	0.18	671254008328
0306142	F-55-A	Spud Nut & Flange 1-1/4"	14.85	0.24	671254045965
0306145	F-56-A	Spud Nut & Flange 1-1/2"	14.85	0.21	671254008441
0306125	F-5-A	Royal® Spud Coupling Assembly 3/4" CP	14.85	0.12	671254008373
0306132	F-5-A	Royal® Spud Coupling Assembly 1" CP	14.85	0.15	671254008403
0306140	F-5-A	Royal® Spud Coupling Assembly 1-1/4" CP	14.85	0.18	671254008427
0306146	F-5-A	Royal® Spud Coupling Assembly 1-1/2" CP	14.85	0.21	671254008458
0396202	F-66-A	Offset Outlet Tube 3/4" X 13-1/4" X 1" Offset	96.95	0.56	671254216914
0396203	F-67-A	Offset Outlet Tube 3/4" X 13-1/4" X 1-1/2" Offset	96.95	0.56	671254216921
0396204	F-68-A	Offset Outlet Tube 3/4" X 13-1/4" X 2" Offset	96.95	0.56	671254216938
0306167	F-7	Flat Flange 1/2" IPS CP	8.70	0.04	671254008472
0306188	F-7	Flat Flange 3/4" IPS CP	8.70	0.04	671254008502
0306189	F-7	Spud Flange 3/4" CP	5.80	0.07	671254008519
0306191PK	F-7	Supply Flange 3/4" CP	4.70	0.07	671254008533
0306196PK	F-7	Flat Flange 1" IPS CP	4.70	0.07	671254008540
0306197	F-7	Spud Flange 1" CP	5.80	0.07	671254008557
0306201	F-7	Flat Flange 1" IPS CP	8.70	0.04	671254008564
0306204	F-7	Tube Flange 1-1/4" CP	6.35	0.06	671254008588
0306205	F-7	Supply Flange 1-1/4" CP	8.60	0.06	671254008595



F-2-AA



F-43-A



F-45-A



F-56-A

Code Number	Product Number	Description	List Price \$	Est. Wt. (lbs.)	UPC Code
0306209	F-7	Flat Flange 1-1/4" IPS CP	8.70	0.05	671254008618
0306237PK	F-7	Tube Flange 1-1/2" CP	6.35	0.06	671254008663
0306214PK	F-7	Spud Flange 1-1/4" CP	5.80	0.10	671254008625
0306238PK	F-7	Spud Flange 1-1/2" CP	5.80	0.10	671254008670
0306199	F-89-A	Spud Coupling Assembly 1-1/2" w/3-1/2" Flange – Regal®	21.20	0.23	671254253773
0307031	G-1000-A	Regulating Screw – OBSOLETE	—	—	—
0307044	G-1002-A	Gem Urinal Piston (formerly G-76-AU)	24.10	0.48	671254009608
0307043	G-1003-A	Gem Closet Piston (formerly G-75-AC)	24.10	0.48	671254009592
5307047	G-1005-A	Kit for Gem Noryl Piston – Quantity Pack only (6/pack)	11.55	0.40	671254045002
0307193	G-1007-A	Closet Piston Assembly 4.5 gpf/13.2 Lpf (Gem•2) w/G-21	32.70	0.48	671254057609
0307192	G-1009-A	Urinal Piston Assembly 1.5 gpf/5.7 Lpf w/G-21	32.70	0.48	671254065826
3307128	G-1011-A	Repair Kit New Style	16.40	0.06	671254042469
0307195	G-1016-A	Closet Piston Assembly 1.6 gpf/6.0 Lpf w/G-21	32.70	0.48	671254057623
0307185	G-1017-A	Piston Kit 1.0 gpf/3.8 Lpf Urinal	32.70	0.48	671254121898
3307133	G-1018-A	Piston Kit 0.5 gpf/1.9 Lpf Urinal	32.70	0.10	671254147119
3307134	G-1019-A	Piston Kit 2.4 gpf/9.0 Lpf Water Closet	32.70	0.10	671254211919
0307130	G-102	Auxiliary Valve Spring	1.05	0.01	671254046047
0307142PK	G-105	Gem•2® Cover	20.25	0.32	671254046061
0307139	G-106	Slip Disc	0.55	0.01	671254046054
5307023	G-125	Gasket – Quantity Pack only (24/pack)	0.95	0.10	671254044944
0307100	G-143-A	Handle Assembly CP	24.70	0.50	671254259485
5307039	G-14-A	Molded Cup for Old Style Piston – Quantity Pack only (12/pack)	5.05	0.40	671254044951
5307040	G-14-AA	Gem Closer/Urinal Washer Set – Quantity Pack only (6/pack)	12.85	0.40	671254044678
5307046	G-15	Top Plate – Quantity Pack only (6/pack) – OBSOLETE	—	—	—
5307052	G-21	Main Seat – Quantity Pack only (6/pack)	3.05	0.03	671254045019
0307055	G-23-A	Cover CP – OBSOLETE	—	—	—
5307057	G-24	Cover Screw CP – OBSOLETE	—	—	—
0307059	G-26-A	Cover w/Bumper CP – OBSOLETE	—	—	—
5307061	G-27	Bumper – OBSOLETE	—	—	—
0307062	G-28	Handle Socket CP – OBSOLETE	—	—	—
5307065	G-35	Gasket – Quantity Pack only (48/pack)	0.25	0.10	671254045040
0307019	G-4	Inside Cover RB – OBSOLETE	—	—	—
5307071	G-44	Friction Ring 1-1/2" – Quantity Pack only (24/pack)	0.55	0.02	671254045064
0307021	G-4-AC	Cover Assembly (Closet) – OBSOLETE	—	—	—
0307022	G-4-A-U	Cover Assembly (Urinal) – OBSOLETE	—	—	—
5307074	G-50-A	Handle Repair Kit – Quantity Pack only (6/pack)	6.10	0.50	671254044661
0307105	G-77	Piston Cover	1.65	0.02	671254009738
5307106	G-78	Molded Cup for New Style Piston – Quantity Pack only (12/pack)	4.00	0.20	671254045101
0307210	G-85	Filter "O" Ring	1.05	—	671254124592
0307123	G-90-A	Closet Relief Valve (Gem•2®) – OBSOLETE	—	—	—
0307124	G-91-A	Urinal Relief Valve (Gem•2®)	12.85	0.07	671254046023
0307116	G-95	Relief Valve Seat	1.90	0.01	671254045989
3308103	H-1000-A	Wheel Handle Stop Repair Kit 3/4" & 1/2" (H-20-A & H-28-A) – OBSOLETE	—	—	—
3308102	H-1001-A	Screw Driver Stop Repair Kit 3/4" & 1/2" (H-20-A & H-28-A) – OBSOLETE	—	—	—



F-89-A



G-15



G-4-AU



G-95


Code Number	Product Number	Description	List Price \$	Est. Wt. (lbs.)	UPC Code
3308060	H-1002-A	Wheel Handle Stop Repair Kit	13.20	0.15	671254042551
5308059	H-1003-A	Screw w/H-52 CP – Quantity Pack only (12/pack)	1.25	0.10	671254109919
3308860	H-1006-A	Control Stop Repair Kit 1 Conc WH	15.15	0.18	671254107922
3308859	H-1007-A	Control Stop Repair Kit 3/4" Conc WH	15.15	0.17	671254107939
3308790	H-1009-A	Stop Cap Kit 3/4" Vandal Resistant	10.75	0.12	671254121041
3308799	H-1009-A-BX	Stop Cap Kit 3/4" Vandal Resistant – Boxed	10.75	0.14	671254267480
3308772	H-1010-A	Stop Cap Kit 1" Vandal Resistant	10.75	0.19	671254145719
3308797	H-1010-A-BX	Stop Cap Kit 1" Vandal Resistant – Boxed	10.75	0.19	671254267473
3308872	H-1011-A	Concealed Wheel Handle Repair Kit	4.70	0.25	671254132160
5388001	H-1012-A	Socket Cap Regal® CP Vandal Resistant – Quantity Pack only (6/pack)	20.90	0.30	671254135611
3308095	H-1013-A	Stop Kit SD for H-10-A & H-15-A – OBSOLETE	—	—	—
3308096	H-1014-A	Stop Kit WH for H-10-A & H-15-A – OBSOLETE	—	—	—
5308077	H-12	Packing – Quantity Pack only (12/pack)	0.95	0.10	671254045118
5308973	H-127	Adj/GJ Tail Assembly "O" Ring – Quantity Pack only (6/pack)	25.25	0.02	671254212091
5308974	H-128	Adj/GJ Tail Assembly Stop Ring – Quantity Pack only (6/pack)	28.70	0.02	671254212107
0308976	H-130-A-1	CP Adj/GJ Tail Assembly 5" CL to CL	25.25	0.49	671254122437
0308983	H-130-A-2	CP Adj/GJ Tail Assembly 6" CL to CL	28.70	0.55	671254122451
0308984	H-130-A-3	CP Adj/GJ Tail Assembly 7" CL to CL	32.00	0.62	671254122468
0308979	H-130-A-4	CP Adj/GJ Tail Assembly 8" CL to CL	35.30	0.70	671254122444
5308156	H-37	Cap CP – Quantity Pack only (6/pack) – Discontinued – Replace with H-1012-A (5388001)			
0308433	H-382-A	Rubber Plug	5.95	0.04	671254010475
0308167	H-39	Bonnet CP Loose Key	9.10	0.34	671254010253
0308170	H-39	Bonnet RC Wheel Handle	18.30	0.31	671254221840
0308176	H-39-ASD	Bonnet Repair Kit for H-40-A 1" & 3/4" SD	48.70	0.56	671254010277
0308175	H-39-AWH	Bonnet Repair Kit for H-40-A 1" & 3/4" WH	52.80	0.56	671254010260
0308434	H-439	Bonnet CP Loose Key	35.75	0.34	671254221857
0308435	H-439	Bonnet RC Wheel Handle	16.10	0.34	671254221864
0308428	H-439-A	Bonnet Repair Kit 1" CP LK w/H-37	48.70	0.46	671254010451
0308432	H-439-A-U	Bonnet Repair Kit 3/4" CP LK w/H-37	48.70	0.56	671254010468
3308277	H-47-ASD	Screw Driver Stop Repair Kit 1 & 3/4" (H-40 & H-45)	34.80	0.21	671254042629
3308278	H-47-AWH	Wheel Handle Stop Repair Kit 1 & 3/4" (H-40 & H-45)	45.70	0.25	671254042636
0308489	H-482-A	Rubber Plug 1"	3.20	0.04	671254010505
3308453	H-482-ASD	Screw Driver Stop Repair Kit 1 (H-440 & H-445)	18.45	0.21	671254042674
3308454	H-482-AWH	Wheel Handle Stop Repair Kit 1 (H-440 & H-445) – OBSOLETE	—	—	—
0308490	H-484-A	Rubber Plug 3/4"	2.90	0.03	671254010512
3308442	H-484-ASD	Screw Driver Stop Repair Kit 3/4" (H-440)	17.75	0.18	671254042650
3308443	H-484-AWH	Wheel Handle Stop Repair Kit 3/4" (H-440) – OBSOLETE	—	—	—
0308026	H-5	Tail 1-3/4" RC GJ – OBSOLETE	—	—	—
0308034	H-5	Tail 2-3/4" CP GJ	15.55	0.43	671254009981
0308037	H-5	Tail 3-1/4" CP GJ	17.60	0.51	671254010000
0308038	H-5	Tail 3-1/2" CP GJ	18.55	0.59	671254010017
0308040	H-5	Tail 3-3/4" CP GJ	19.60	0.61	671254010031
0308041	H-5	Tail 4" CP GJ	20.65	0.63	671254010048
0308042	H-5	Tail 4-1/4" CP GJ	21.65	0.67	671254010055



H-1006-A



H-1009-A



H-1012-A



H-439

Code Number	Product Number	Description	List Price \$	Est. Wt. (lbs.)	UPC Code
0308043	H-5	Tail 4-1/2" CP GJ	22.70	0.75	671254010062
0308044	H-5	Tail 4-3/4" CP GJ	23.65	0.78	671254010079
0308045	H-5	Tail 5" CP GJ	24.75	0.81	671254010086
0308047	H-5	Tail 5-1/2" CP GJ	26.75	0.83	671254010093
0308050	H-5	Tail 6" CP GJ	28.80	0.93	671254010109
0308019PK	H-5	Tail 1-1/4" GJ RC = Rough Chrome	9.35	0.19	671254009912
0308023PK	H-5	Tail 1-1/2" CP GJ	10.45	0.23	671254009929
0308030PK	H-5	Tail 2" CP GJ	12.50	0.32	671254009950
0308031PK	H-5	Tail 2-1/4" CP GJ	13.50	0.37	671254009967
0308033PK	H-5	Tail 2-1/2" CP GJ	14.50	0.42	671254009974
0308035PK	H-5	Tail 3" CP GJ	16.50	0.50	671254009998
5308934	H-501	Repair Kit Teck Tail Locking Ring – Quantity Pack only (6/pack)	3.90	0.01	671254209756
0334014PK	H-530	Tailpiece Removal Bar	24.10	0.66	671254015081
0308593PK	H-534	Casing Tube 1-3/8" x 22-1/4" CP	41.15	0.75	671254204362
0308605	H-534	Casing Tube 1-3/8" x 3" CP	5.95	0.11	671254010598
0308587PK	H-534	Casing Tube 1-3/8" x 36" CP	42.80	1.40	671254117280
0308606PK	H-534	Casing Tube 1-3/8" x 6" CP	9.25	0.21	671254221871
0308601	H-538	Screw Driver Bonnet (Regal®) 3/4" CP	11.85	0.13	671254010550
0308617	H-539	Screw Drive Bonnet (Regal®) 1" CP – OBSOLETE	—	—	—
3308853	H-541-ASD	Screw Driver Stop Repair Kit 1" (H-600 1" & all H-700)	11.00	0.12	671254046092
3308855	H-541-AWH	Wheel Handle Stop Repair Kit 1" (H-600 1" & all H-700)	13.20	0.17	671254042841
3308856	H-543-ASD	Screw Driver Stop Repair Kit 3/4" (H-600 3/4")	11.00	0.13	671254042858
3308858	H-543-AWH	Wheel Handle Stop Repair Kit 3/4" (H-600 3/4")	13.20	0.14	671254042872
5308689	H-548	Screw Driver Stem – Quantity Pack only (6/pack)	1.90	0.30	671254045149
0308690	H-550	Coupling RB ADJ – OBSOLETE	—	—	—
0308676P0	H-550	Coupling RB Adjustable Tail	2.50	0.13	671254010680
0308676PK	H-550	Coupling CP ADJ	6.50	0.12	671254010680
0308801	H-551-A	Tail Assembly 2-1/16" CP ADJ	15.00	0.33	671254010871
0308802	H-551-A	Tail Assembly 2-1/16" RB ADJ	13.50	0.33	671254010888
0308803	H-551-A	Tail Assembly 3-1/16" CP ADJ	18.85	0.51	671254010895
0308805	H-551-A	Tail Assembly 4-1/16" CP ADJ	22.80	0.68	671254010901
0308807	H-551-A	Tail Assembly 5-1/16" CP ADJ	26.75	0.84	671254010918
0308809	H-551-A	Tail Assembly 6-1/16" CP ADJ	30.65	1.04	671254010932
5308381	H-552	Locking Ring – Quantity Pack only (12/pack)	0.70	0.10	671254045132
5308696	H-553	"O" Ring – Quantity Pack only (24/pack)	0.95	0.03	671254044654
5308825	H-556	Washer – Quantity Pack only (48/pack)	0.55	0.10	671254045156
0308919	H-558	Wheel Handle	1.25	0.38	671254107588
0308705	H-561	Bonnet CP 3/4" WH – OBSOLETE	—	—	—
0308614	H-563	Wheel Handle Bonnet 1" – OBSOLETE	—	—	—
5308836	H-569	Plug Seat 3/4" – Quantity Pack only (6/pack)	1.75	0.04	671254045163
3308840	H-573-A	Locking Stop Cap VR	13.05	0.15	671254254541
3308866	H-574	Stop Bumper w/Cap (YO)	12.20	0.09	671254042889
0308835	H-575	Wheel Handle CP (old style)	8.40	0.10	671254010987
3308867	H-576	Ext. Stop Bumper w/Cap (YG)	12.20	0.17	671254042896



H-5



H-530



H-534



H-551-A

Code Number	Product Number	Description	List Price \$	Est. Wt. (lbs.)	UPC Code
0308843PK	H-577	Screw Drive Bonnet 3/4" CP – OBSOLETE	—	—	—
0308845PK	H-579	Screw Driver Bonnet 1" CP	9.10	0.16	671254011045
0308848PK	H-582	Cap 3/4" CP	11.55	0.12	671254011076
5308850	H-584	Plug Seat 1" – Quantity Pack only (6/pack)	1.75	0.10	671254045170
5308958	H-589	Repair Kit Teck Tail "O" Ring – Quantity Pack only (6/pack)	1.65	0.70	671254209763
0308063PK	H-6	Coupling CP GJ	6.90	0.14	671254010116
5308952	H-614	Sleeve Vandal Resistant Cap 3/4" for H-600 – Quantity Pack only (6/pack)	1.45	0.03	671254209770
0308612PK	H-622	Bonnet CP	8.60	0.20	671254221888
0208083	H-623	Bonnet RB 1" & 3/4" Wheel Handle New Style	9.35	0.16	671254221475
0308615	H-623	Bonnet CP 1" & 3/4" Wheel Handle New Style	11.00	0.16	671254221895
5308954	H-628	Sleeve Vandal Resistant Cap 1" for H-700 & H-600 – Quantity Pack only (6/pack)	1.45	0.04	671254209787
0308991PK	H-639	Bonnet CP 1" Loose Key Regal®	16.50	0.20	671254127715
3308384	H-700-A	Adjustable Screw Driver Stop 3/4" – Vandal Resistant	63.25	1.44	671254125124
3308386	H-700-A	Adjustable Screw Driver Stop 1" – Vandal Resistant	63.25	1.44	671254128828
3308385	H-700-AG	Screw Driver Stop GJ 3/4" – Vandal Resistant	64.75	1.62	671254125131
3308387	H-700-AG	Screw Driver Stop GJ 1" – Vandal Resistant	64.75	1.50	671254128835
3308388	H-700-AW	Whitworth Inlet for Adjustable Tail 1"	57.10	2.85	671254131798
0388022	H-710-A	Screw Driver Stop Adjustable 1" – CP	49.75	1.28	671254127722
0388025	H-710-A	Screw Driver Stop Adjustable 3/4" – CP	49.75	1.40	671254127753
0388062	H-710-AAR	BSP British Std Pipe Inlet for Adj Tail 1"	59.90	1.23	671254222045
0388024	H-710-AG	Screw Driver Stop 1" – CP GJ	56.30	1.27	671254127746
0388026	H-710-AG	Screw Driver Stop 3/4" – CP GJ	56.30	1.22	671254127760
0388037	H-710-AW	Whitworth Inlet for Adjustable Tail 1"	69.15	0.86	671254127869
0388034	H-720-A	Screw Driver Stop Adjustable w/Short Bumper 1" – CP	58.05	1.26	671254127838
0388033	H-720-AG	Screw Driver Stop 1" w/Short Bumper 1" – CP GJ	58.05	2.55	671254127821
0388035	H-725-A	Screw Driver Stop Adjustable w/extended Bumper 1" – CP	58.05	1.27	671254127845
0388057	H-725-AG	Screw Driver Stop w/extended Bumper 1" – CP	58.05	2.60	671254127913
0388039	H-725-AW	Whitworth Inlet for Adjustable Tail	77.25	2.60	671254127883
0388010	H-730-A	Wheel Handle Stop Adjustable – RB	49.75	1.23	671254126848
0388011	H-730-A	Wheel Handle Stop Adjustable 3/4" – RB	49.75	2.25	671254126831
0388013	H-730-AG	Wheel Handle Stop 1" – RB GJ	51.95	1.45	671254126992
0388014	H-730-AG	Wheel Handle Stop 3/4" RB GJ	51.95	2.10	671254127005
0388012	H-730-AW	Whitworth Inlet for Adj Tail 1" (Naval® Brass)	69.15	1.30	671254126985
0388006	H-735-A	Wheel Handle Stop 1" Adjustable – CP	49.80	1.29	671254126947
0388007	H-735-A	Wheel Handle Stop 3/4" Adjustable – CP	49.80	1.23	671254126954
0388008	H-735-AG	Wheel Handle Stop 1" – CP GJ	51.95	1.24	671254126961
0388009	H-735-AG	Wheel Handle Stop 3/4" – CP GJ	51.95	1.30	671254126978
0388029	H-740-A	Screw Driver Stop Adjustable 1" – CP – Discontinued – Replace with H-790-A (3308876)			
0388031	H-740-A	Screw Driver Stop Adjustable 3/4" – CP – Discontinued – Replace with H-790-A (3308875)			
0388028	H-740-AG	Screw Driver Stop 1" – CP GJ – Discontinued – Replace with H-710-AG (0388024)			
0388040	H-740-AG	Screw Driver Stop 3/4" – CP GJ – Discontinued – Replace with H-710-AG (0388026)			
0388032	H-745-A	Screw Driver Stop Adjustable 1" w/Bumper – CP – Discontinued – Replace with H-710-AG (0388035)			
3308389	H-750-AG	Screw Driver Straight Stop GJ 1" – Vandal Resistant	65.70	1.76	671254131804
0388023	H-760-AG	Screw Driver Straight Stop 1" – CP GJ	65.70	1.76	671254127739



H-579



H-700-A



H-710-AG



H-735-AG

Code Number	Product Number	Description	List Price \$	Est. Wt. (lbs.)	UPC Code
0388030	H-770-AG	Wheel Handle Straight Stop 1" – RB GJ	61.60	1.38	671254127807
0388036	H-775-AG	Wheel Handle Straight Stop 1" – CP GJ	65.70	1.45	671254127852
0388027	H-780-AG	Screw Driver Straight Stop 1" – CP GJ – Discontinued – Replace with H-790-AG (0388067)			
3308875	H-790-A	Screw Driver Stop Adjustable Vandal Resistant 3/4" – CP	54.25	1.20	671254135598
3308876	H-790-A	Screw Driver Stop Adjustable 1" Vandal Resistant – CP	54.25	1.24	671254135604
0388067	H-790-AG	Screw Driver Stop Vandal Resistant 1" – CP GJ – Discontinued – Replace with H-700-AG (3308387)			
0388068	H-790-AG	Screw Driver Stop Vandal Resistant 3/4" – CP GJ – Discontinued – Replace with H-700-AG (3308385)			
0388069	H-795-AG	Screw Driver Straight Stop 1" – CP GJ – Discontinued – Replace with H-750-AG (3308389)			
0318002	HY-1	Button Flange CP	16.50	0.24	671254012967
3318007	HY-1000-A	Push Button Kit	34.90	0.50	671254043381
3318008	HY-1002-A	Mounting Flange Kit	21.65	0.21	671254043398
3318009	HY-1002-A	Mounting Strap Kit	5.95	0.99	671254043404
3318010	HY-1003-A	Mounting Flange Kit	24.55	0.21	671254043411
0318109	HY-105	Spacer	6.80	0.22	671254013193
3318005	HY-109-A	Actuator Housing Assembly	111.75	0.45	671254043367
3318011	HY-1101-A	Hydraulic Royal® 1.6 gpf/6.0 Lpf Closet Repair Kit	50.70	0.48	671254203112
3318012	HY-1102-A	Hydraulic Royal® 3.5 gpf/13.2 Lpf Closet Repair Kit	50.70	0.48	671254203129
3318013	HY-1103-A	Hydraulic Royal® 2.4 gpf/9.0 Lpf Closet Repair Kit	50.70	0.48	671254203136
3318014	HY-1106-A	Hydraulic Royal® 0.5 gpf/1.9 Lpf Urinal Repair Kit	50.70	0.48	671254203143
3318015	HY-1107-A	Hydraulic Royal® 1.0 gpf/3.8 Lpf Urinal Repair Kit	50.70	0.48	671254203150
3318016	HY-1108-A	Hydraulic Royal® 1.5 gpf/5.7 Lpf Urinal Repair Kit	50.70	0.48	671254203167
3318006	HY-111-A	Metal Button Kit (Conversion)	86.45	0.36	671254043374
3318002	HY-112-A	Wall Plate 2-Gang 4-1/2" Sq w/Screws CP	49.60	0.23	671254043336
0318013	HY-12	Wall Flange NP	5.95	0.18	671254013025
0318003	HY-2	Mounting Nut RB	11.80	0.02	671254012974
0318020	HY-21	Service Seat	0.95	NIL	671254013049
0318021	HY-22	Service Spring Seat	0.65	NIL	671254013056
0318022	HY-23	Gasket	0.25	NIL	671254013063
0318023PK	HY-24	Tube Fitting (2 req.)	6.50	0.03	671254013070
0318024PK	HY-25	Actuator Valve Housing RB	21.45	0.21	671254013087
0318028	HY-29	Threaded Rod	2.15	0.03	671254013094
0318004	HY-3	Button Return Spring	1.05	0.01	671254012981
0318031	HY-32-A	Actuator Cartridge	53.85	0.06	671254013100
0318033PK	HY-35	Nut Tube Fitting	1.65	0.01	671254013117
0318040	HY-39-A	Body w/Plugets RB	58.30	0.88	671254013124
0318041	HY-40	Wall Plate 2-Gang 4-1/2" Sq CP	25.60	0.19	671254207226
0318064	HY-64	Tube 6" Long	32.00	0.41	671254207318
0318066PK	HY-66	Cover Plate	41.30	0.58	671254221932
3318001	HY-83-A	Hydraulic Actuator Cartridge	26.60	0.07	671254043329
0318010	HY-9-A	Button w/Insert	5.95	0.03	671254013018
0310045	J-13-A	Wheel Handle Stop Bumper CP	8.00	0.05	671254011816
0310054	J-18-A	Bumper	10.20	0.07	671254011830
5310003	J-2	Cover Bumper CP – Quantity Pack only (12/pack)	0.95	0.01	671254045194
5310034	J-2 & J-7	Ferrule & Bumper – Quantity Pack only (6/pack)	3.90	0.10	671254125599



HY-1002-A



HY-2



HY-12



HY-24

Code Number	Product Number	Description	List Price \$	Est. Wt. (lbs.)	UPC Code
0310018	J-9-A	Cover Bumper CP – OBSOLETE	—	—	—
0311041	K-44	Screw (YR Variation)	0.95	0.02	671254012165
5311042	K-46	Gasket – Quantity Pack only (48/pack)	0.95	0.01	671254045200
0311048	K-57	Anchor Lead	1.25	0.03	671254012189
0314011	NF-2-A	Coupling 1-1/2" X 1-1/4" CP	21.90	0.24	671254012417
0388043	NH-710-A	NPTF Inlet for Adj Tail 1" (Naval® Brass)	69.85	2.50	671254210431
0388048	NH-710-AG	NPTF Inlet for GJ Tail 3/4" (Naval® Brass)	81.75	1.21	671254127418
0388058	NH-710-AG	NPTF Inlet for GJ Tail 1" (Naval® Brass)	78.75	2.50	671254128477
0388044	NH-710-AGS	NPSM Inlet for GJ Tail 1" (Naval® Brass)	81.35	1.45	671254127371
0388045	NH-710-AGW	Whitworth Inlet for GJ Tail 1" (Naval® Brass)	78.00	1.30	671254127388
0388042	NH-710-AW	Whitworth Inlet for Adj Tail 1" (Naval® Brass)	68.40	1.25	671254127357
0388047	NH-725-AGW	Whitworth Inlet for GJ Tail 1" (Naval® Brass)	77.25	1.30	671254222038
0388017	NH-730-AG	NPTF Inlet for GJ Tail 1" (Naval® Brass)	78.75	2.50	671254210424
0388056	NH-730-AG	NPTF Inlet for GJ Tail 3/4" (Naval® Brass)	51.90	1.23	671254127630
0388046	NH-730-AGW	Whitworth Inlet for GJ Tail 1" (Naval® Brass)	62.70	2.50	671254127395
0388041	NH-730-AW	Whitworth Inlet for Adj Tail 1" (Naval® Brass)	62.15	1.44	671254127340
0314069	NS-15-AN	Top Plate Kit w/CN-57 – OBSOLETE	—	—	—
3316042	P-1000-A	Floor Valve Repair Kit 1 1/2" – OBSOLETE	—	—	—
3316043	P-1001-A	Floor Valve Repair Kit 1" x 1-1/4" – OBSOLETE	—	—	—
0317003	R-10	Cover Regal® RB	21.90	0.79	671254012783
0317004PK	R-10	Cover Regal® CP	24.75	0.87	671254012790
3317001	R-1001-A	Rebuild Kit Regal® 4.5 gpf/16.9 Lpf Closet	28.95	0.46	671254132429
3317002	R-1002-A	Rebuild Kit Regal® 1.5 gpf/5.7 Lpf Urinal	28.95	0.44	671254132436
3317003	R-1003-A	Rebuild Kit Regal® 3.5 gpf/13.2 Lpf Closet	28.95	0.46	671254132443
3317004	R-1004-A	Rebuild Kit Regal® 1.6 gpf/6.0 Lpf Closet	35.55	0.44	671254132450
3317005	R-1005-A	Rebuild Kit Regal® 1.0 gpf/3.8 Lpf Urinal	35.55	0.44	671254132467
3308078	R-1008-A	Regal® 3/4" Flange Kit	32.70	0.22	671254124417
3308079	R-1009-A	Regal® 1-1/4" Flange Kit	32.70	0.31	671254124400
3308080	R-1010-A	Regal® 1-1/2" Flange Kit	32.70	0.30	671254124394
3317011	R-1011-A	Rebuild Kit Regal® 0.5 gpf/1.9 Lpf Urinal	35.55	0.44	671254132474
3317012	R-1012-A	Rebuild Kit Regal® 2.4 gpf/9.0 Lpf Closet	35.55	0.44	671254132481
5319045	S-14	Cup Leather (2 req.) – OBSOLETE	—	—	—
5319046	S-14-A	Molded Cup – Quantity Pack only (12/pack)	4.85	0.50	671254044647
5319049	S-14-AA	Crown®/Naval® Closet/Urinal Washer Set – Quantity Pack only (6/pack)	13.90	0.40	671254044630
5319086	S-30	Gasket – Quantity Pack only (48/pack)	0.55	0.10	671254045330
0328001	SH-1	Body	11.85	0.35	671254014466
5328010	SH-1000-A	Gasket – Quantity Pack only (24/pack)	1.25	0.10	671254045552
4328467	SH-1001-A	"O" Ring Kit Institutional	5.40	0.06	671254044364
4328466	SH-1002-A	Piston Assembly – Needle Spray	22.95	0.16	671254056534
4328470	SH-1003-A	Piston Assembly – OBSOLETE – SUB 4328466	—	—	—
4328287	SH-1004-A	Repair Kit for AC-11, AC-51 2.5 gpf/9.4 Lpf	15.30	0.04	671254044319
4328289	SH-1005-A	Flow Control Institutional 2.5 gpf/9.4 Lpf – OBSOLETE – SUB 4328210	—	—	—
3328026	SH-1007-A	Ball Joint Coupling Assembly w/Volume Control	58.75	0.36	671254147768
4328469	SH-1008-A	Flow Control Conversion Kit	38.15	0.52	671254044388



K-44



NH-710-AG



R-1008-A



SH-1

Code Number	Product Number	Description	List Price \$	Est. Wt. (lbs.)	UPC Code
4328471	SH-1009-A	Institutional Repair Kit	85.35	0.50	671254056541
4328210	SH-1010-A	Repair Kit 2.5 Flow Control for AC-450	32.15	0.15	671254277823
0328004	SH-2	Coupling Ring – OBSOLETE	—	—	—
0328005	SH-2-N	Coupling Ring – Needle Spray	9.25	0.33	671254014480
0328095	SH-37	CP Screw	1.05	—	671254014619
5328019	SH-406	Spring – Quantity Pack only (12/pack)	1.05	0.10	671254045545
0328368	SH-510	Mounting Plate	25.90	0.39	671254221956
0328373	SH-514	CP Screw Oval Head Allen 1/4" – 20	0.95	0.07	671254014824
5328336	SH-75	"O" Ring – Quantity Pack only (12/pack)	0.80	0.02	671254045538
3378037	SV-37-A	Repair Kit Sloan Flushometer™ 1.5 gpf/5.7 Lpf Urinal	35.70	0.31	671254339163
3378038	SV-38-A	Repair Kit Sloan Flushometer™ 3.5 gpf/13.2 Lpf Closet	35.70	0.31	671254339170
3378041	SV-41-A	Repair Kit Sloan Flushometer™ 1.6 gpf/6.0 Lpf Closet	35.70	0.31	671254339187
3378042	SV-42-A	Repair Kit Sloan Flushometer™ 1.0 gpf/3.8 Lpf Urinal	35.70	0.31	671254339194
3378043	SV-43-A	Repair Kit Sloan Flushometer™ 0.5 gpf/1.9 Lpf Urinal	35.70	0.31	671254339200
3378044	SV-44-A	Repair Kit Sloan Flushometer™ 2.4 gpf/9.0 Lpf Closet	35.70	0.31	671254338876
3322157	V-1000-A	Repair Kit for V-350-A – OBSOLETE	—	—	—
0330026	V-1002-A	Repair Kit Float & Seat for DP-4-A – OBSOLETE	—	—	—
3322079	V-101-A	Vacuum Breaker Repair Kit for V-100 Series	12.65	0.18	671254046177
0322151	V-319	Float – OBSOLETE	—	—	—
3322277	V-362-A	Repair Kit for 3/8" V-360-A & V-370-A – OBSOLETE	—	—	—
3322284	V-382-A	Repair Kit for 1/4" V-360-A & V-370-A – OBSOLETE	—	—	—
3322294	V-388-A	Repair Kit for 1/2" V-360-A & V-370-A – OBSOLETE	—	—	—
3322302	V-392-A	Repair Kit for 3/4" V-360-A & V-370-A – OBSOLETE	—	—	—
0323011	V-500-A	Vacuum Breaker RB	26.50	0.51	671254013971
5323010	V-500-A	Vacuum Breaker CP – Quantity Pack only (6/pack)	24.10	3.06	671254045576
0323002	V-500-AA	Vacuum Breaker 1-1/4" x 10-1/2" CP	35.20	0.53	671254013902
0323004	V-500-AA	Vacuum Breaker 3/4" x 10-1/2" CP	33.45	0.62	671254013926
0323012	V-500-AA	Vacuum Breaker 1" x 9" CP	30.65	0.53	671254013988
0323013	V-500-AA	Vacuum Breaker 1-1/2" x 10-1/2" CP	35.20	0.65	671254013995
0323014	V-500-AA	Vacuum Breaker 1-1/2" x 13-1/2" CP	37.95	0.72	671254014008
0323015	V-500-AA	Vacuum Breaker 1-1/2" x 21-1/2" CP	43.35	1.30	671254014015
0323016	V-500-AA	Vacuum Breaker 1-1/2" x 24-1/2" CP	48.70	1.40	671254014022
0323017	V-500-AA	Vacuum Breaker 1-1/2" x 15" CP	39.45	0.87	671254014039
0323018	V-500-AA	Vacuum Breaker 1-1/4" x 13-1/2" CP	37.95	0.65	671254014046
0323020	V-500-AA	Vacuum Breaker 1-1/4" x 21-1/2" CP	45.70	1.02	671254014060
0323021	V-500-AA	Vacuum Breaker 1-1/2" x 26" CP	50.35	1.45	671254014077
0323026	V-500-AA	Vacuum Breaker 1-1/4" x 15" CP	39.45	0.72	671254014121
0323057	V-500-AA	Vacuum Breaker 1-1/2" x 32-1/2" CP	57.60	1.60	671254014176
0323142	V-500-AA	Vacuum Breaker 1-1/2" x 13-1/2" RB	34.35	0.72	671254014237
0323176	V-500-AA	Vacuum Breaker 1-1/2" x 17-1/2" RB	39.10	0.75	671254014244
0323177	V-500-AA	Vacuum Breaker 1-1/2" x 22" RB	42.20	1.30	671254014251
0323188	V-500-AA	Vacuum Breaker 1-1/2" x 11-1/2" RB	32.85	0.65	671254014282
0323207	V-500-AA	Vacuum Breaker 1-1/2" x 6" RB	28.15	0.50	671254014299
0323208	V-500-AA	Vacuum Breaker 1-1/2" x 7-1/2" RB	29.95	0.51	671254014305



SH-37



SH-406



V-101-A



V-500-AA

Code Number	Product Number	Description	List Price \$	Est. Wt. (lbs.)	UPC Code
0323209	V-500-AA	Vacuum Breaker 1-1/2" x 30-1/2" RB	48.45	1.55	671254014312
0323210	V-500-AA	Vacuum Breaker 3/4" x 15" CP	42.00	0.87	671254014329
0323225	V-500-AA	Vacuum Breaker 1-1/2" x 22" – 1" Offset	140.15	1.30	671254014336
0323226	V-500-AA	Vacuum Breaker 1-1/2" x 25" – 1" Offset	145.10	1.30	671254014343
0323227	V-500-AA	Vacuum Breaker 1-1/2" x 22" – 1-1/2" Offset	140.15	1.30	671254014350
0323228	V-500-AA	Vacuum Breaker 1-1/2" x 25" – 1-1/2" Offset	146.55	1.45	671254014367
0323229	V-500-AA	Vacuum Breaker 1-1/2" x 22" – 2" Offset	140.15	1.45	671254014374
0323230	V-500-AA	Vacuum Breaker 1-1/2" x 25 – 2" Offset	145.10	1.45	671254014381
5323005	V-500-AA	Vacuum Breaker 3/4" x 9" CP – Quantity Pack only (6/pack)	24.10	0.60	671254045651
5323006	V-500-AA	Vacuum Breaker 1-1/4" x 9" CP – Quantity Pack only (6/pack)	24.10	0.50	671254045644
5323007	V-500-AA	Vacuum Breaker 1-1/2" x 9" CP – Quantity Pack only (6/pack)	24.10	0.50	671254045637
3323192	V-551-A	Vacuum Breaker Repair Kit	3.35	0.04	671254046184
0323120PK	V-553-A	Coupling CP	9.35	0.14	671254014206
0323369	V-572	Royal II® Coupling CP	14.05	0.26	671254269040
0393003	V-600-A	Vacuum Breaker CP	24.10	0.51	671254116771
0393008	V-600-AA	Vacuum Breaker 1-1/2" x 13-1/2" CP	37.95	0.69	671254116726
0393009	V-600-AA	Vacuum Breaker 1-1/2" x 21-1/2" CP	43.35	1.50	671254116719
0393010	V-600-AA	Vacuum Breaker 1-1/2" x 24-1/2" CP	48.70	1.28	671254116702
0393025	V-600-AA	Vacuum Breaker 1-1/2" x 22-13/16" CP – 1" Offset	140.15	1.54	671254116559
0393026	V-600-AA	Vacuum Breaker 1-1/2" x 25-13/16" CP – 1" Offset	145.10	1.55	671254116542
0393027	V-600-AA	Vacuum Breaker 1-1/2" x 22-5/8" CP – 1-1/2" Offset	140.15	1.54	671254116535
0393028	V-600-AA	Vacuum Breaker 1-1/2" x 25-5/8" CP – 1-1/2" Offset	145.10	1.50	671254116528
0393029	V-600-AA	Vacuum Breaker 1-1/2" x 22-1/2" CP – 2" Offset	140.15	1.43	671254116511
0393030	V-600-AA	Vacuum Breaker 1-1/2" x 25-1/2" CP – 2" Offset	145.10	1.50	671254116504
0393031	V-600-AA	Vacuum Breaker 1-1/2" x 15" CP	39.45	0.91	671254131095
0393038	V-600-AA	Vacuum Breaker 1-1/2" x 36" CP	71.05	1.90	671254131101
0393039	V-600-AA	Vacuum Breaker 1-1/4" x 13-1/2" CP	37.95	0.70	671254131118
0393045	V-600-AA	Vacuum Breaker 1-1/4" x 21-1/2" CP	45.70	1.12	671254131286
0393046	V-600-AA	Vacuum Breaker 3/4" x 10-1/2" CP	33.45	0.60	671254132573
0393047	V-600-AA	Vacuum Breaker 3/4" x 15" CP	42.00	0.77	671254132580
3393004	V-600-AA	Vacuum Breaker 3/4" x 9" – CP	24.10	0.80	671254145702
3393000	V-600-AA-BX	Vacuum Breaker 3/4" x 9" – CP – Boxed	24.10	0.71	671254267503
3393006	V-600-AA	Vacuum Breaker 1-1/4" x 9" – CP	24.10	0.60	671254145696
3393001	V-600-AA-BX	Vacuum Breaker 1-1/4" x 9" – CP – Boxed	24.10	0.70	671254267619
3393007	V-600-AA	Vacuum Breaker 1-1/2" x 9" – CP	24.10	0.65	671254145689
3393002	V-600-AA-BX	Vacuum Breaker 1-1/2" x 9" – CP – Boxed	24.10	0.72	671254267626
3323182	V-651-A	Vacuum Breaker Repair Kit	3.50	0.06	671254130715
3323183	V-651-A-BX	Vacuum Breaker Repair Kit – Boxed	3.50	0.10	671254267497
0322015	V-75	Inlet Adapter RC (Gem)	25.15	0.10	671254013650
0322013	V-75-A	Inlet Adapter Kit CP (Royal® & Crown®/Naval®)	25.15	0.15	671254013643
0322021	V-79	Inlet Adapter 3/4" RB	30.80	0.29	671254013667
0322026	V-79	Inlet Adapter 1" RB	30.80	0.36	671254013674
5322001	VBF-5	Gasket 1-1/2" – Quantity Pack only (48/pack)	0.45	0.10	671254045590
5322176	VBF-5	Gasket 1-1/4" – Quantity Pack only (24/pack)	0.60	0.03	671254045583



V-572



V-600-AA




V-651-A



V-79

Code Number	Product Number	Description	List Price \$	Est. Wt. (lbs.)	UPC Code
3396071	VBF-72-A2	CP Trap Primer 1 1/2 X 13 1/2	74.10	1.32	671254134720
3396072	VBF-72-A2	CP Trap Primer 1 1/2 X 21 1/2	78.15	1.76	671254134737
5334000	WB-1000-A	Screw Repair Kit – Quantity Pack only (6/pack)	2.15	0.02	671254263390
0372001	WES-1	3/4" CP Water Supply Inlet Cap	8.10	0.30	671254303164
0372002	WES-2	1" NPT Water Supply Inlet Cap	8.10	0.30	671254306660
0372003	WES-3	1" WWT CP Water Supply Inlet Cap (Whitworth Thread)	7.70	0.30	671254303331
3372000	WES-4A	3/4" NPT Inlet Cap Kit – contains casing tube, flange assembly casing and water supply inlet cap.	26.45	0.50	671254305212
3372001	WES-5A	1" NPT Inlet Cap Kit – contains casing tube, flange assembly casing and water supply inlet cap.	26.45	0.50	671254304987
3372002	WES-6A	1" WWT Inlet Cap Kit (Whitworth Thread) – contains casing tube, flange assembly casing and water supply inlet cap.	26.45	0.50	671254304994
1001502	WES-7	T-Bar Cartridge Removal Tool	35.65	1.30	671254308893
1001520	WES-20	Waterfree Urinal Installation Kit	26.95	1.10	671254299153
1001521	WES-21	Waterfree Urinal Plaque	10.30	—	671254299160



WES-7



WES-20



WES-21

This page intentionally left blank.

Code Number	Product Number	Description	List Price \$	Est. Wt. (lbs.)	UPC Code
Electronic Repair Parts and Kits					
0328134	AC-55-A	Spray Head Assembly for EBF-550 & 750, ESF-20 & 30, ETF-700	103.05	0.79	671254145016
0335001	EAF-2	Solenoid Valve Cartridge Optima <i>i.q.</i> ™ Faucet	124.50	0.20	671254255005
0335002	EAF-3-A	Sensor Assembly Battery without Optima® <i>i.q.-cliq</i> ™	294.50	0.35	671254255012
0335007	EAF-9	Filter Optima <i>i.q.</i> ™ Faucet	8.85	0.01	671254255067
0335008	EAF-10	Spray Head 2.2 gpm Male Metric CP Aerated Stream	6.05	0.03	671254255074
0335009	EAF-11	Transformer 6 VDC Optima <i>i.q.</i> ™ Faucet Plug-In	167.60	0.19	671254255081
0335010	EAF-12	Spray Head 0.5 gpm Male Metric	14.30	0.06	671254262348
0335011	EAF-13	Spray Head 2.2 gpm Laminar Stream Male Metric	14.30	0.06	671254265233
0335013	EAF-14-A	Sensor Assembly Solar w/o Optima® <i>i.q.-cliq</i> ™	370.70	0.30	671254306035
0335012	EAF-15	Spray Head 0.5 gpm Male Vandal Resistant Metric	11.55	0.06	671254304864
0335015	EAF-17	Cable Assembly 10'	68.00	0.25	671254310391
0335023	EAF-23-A	Splitter Cable for EAF Series Faucets	62.70	0.10	671254326408
0335024	EAF-24-A	Extension Cable for EAF Series Faucets – 0.3 M	14.40	0.10	671254326514
0335025	EAF-25-A	Extension Cable for EAF Series Faucets – 1.2 M	18.15	0.10	671254326521
3335009	EAF-1000	Battery Replacement Kit – EAF-100-150 Faucets	35.15	0.50	671254254961
3335018	EAF-1003	Battery Replacement Kit – EAF-250/275 Faucets	45.70	0.10	671254306219
3335021	EAF-1006	Cap and Solar Cell Assembly – EAF-275 faucet	111.85	0.50	671254306240
3315009	EBF-1001-A	Filter Replacement Kit	6.20	0.08	671254128286
3315122	EBF-1009-A	Fiberoptic Cable Repair Kit	133.15	0.50	671254228887
3315254	EBF-1011-A	Solenoid Valve Assembly	152.25	1.43	671254316287
3315016	EBF-10-A	Faucet/Sensor Assembly (EBF-85)	263.50	2.53	671254272538
3315111	EBF-11-A	Module Assembly	210.00	1.30	671254214057
0315004	EBF-17	3/8" Compression Fitting Connector – OBSOLETE	—	—	—
0315137	EBF-203-A	Cable Extension 16"	69.75	0.10	671254232693
3315014	EBF-25-A	Mounting Bracket Kit – including Plates, Brackets, Screws, Washers, Anchors	52.85	0.66	671254131354
0315104	EBF-60-A	Control Module Assembly	262.50	1.39	671254214811
3315018	EBF-79-A	Mounting Hardware Kit	22.55	0.50	671254139633
0315040PK	EBF-80-A	Sensor Window & Cable Assembly	89.55	0.37	671254274853
5325128	EBV-101	Volume Regulator 2.4 gpf/9.0 Lpf Closets – Quantity Pack only (6/pack)	1.30	0.03	671254269583
—	EBV-1010-A	Inner Cover Repair Kit (contains EBV134, EBV145A and EBV14)	—	—	—
3325814	EBV-1017-A	Handle Cap Solid	13.00	0.24	671254140196
3325815	EBV-1018-A	Handle Cap Decorative	18.25	0.32	671254140202
3325816	EBV-1019-A	3/4" Decorative Stop Cap	18.25	0.19	671254140219
3325001	EBV-1020-A	Flex-Tube Diaphragm Inside Parts Kit 1.6, 3.5, 4.5 Closet & 3.5 Urinals	44.45	0.27	671254263901
5325130	EBV-102-1	Volume Regulator 3.5 gpf/13.2 Lpf Closets/Urinals – Quantity Pack only (6/pack)	1.30	0.03	671254269590
3325014	EBV-1021-A	Flex-Tube Diaphragm Inside Parts Kit 2.4 Closet	44.45	0.27	671254263925
5325129	EBV-102-2	Volume Regulator 1.5 gpf/5.8 Lpf Urinals – Quantity Pack only (6/pack)	1.30	0.03	671254269606
3325000	EBV-1022-A	Flex-Tube Diaphragm Inside Parts Kit 1.0, 1.5 Urinal	44.45	0.27	671254263895
3325003	EBV-1023-A	Flex-Tube Diaphragm Inside Parts Kit 0.5 Urinal	44.45	0.27	671254263918
3325016	EBV-1033-A	Metal Cover Assembly w/Override Button for Zurn valve body Closet	107.80	1.65	671254127098
3325017	EBV-1034-A	Metal Cover Assembly for Zurn valve body (Closet)	94.30	1.65	671254129719
3325055	EBV-1042-A	Override Button Repair Kit	10.40	0.02	671254144248
0305806PK	EBV-11	Plastic Cover – OBSOLETE	—	—	—



EAF-12



EBF-1001-A



EBF-80-A



EBV-1020-A

Code Number	Product Number	Description	List Price \$	Est. Wt. (lbs.)	UPC Code
3325450	EBV-129-A-C	G2 Electronic Module Only Closet	166.35	2.75	671254267879
3325451	EBV-129-A-U	G2 Electronic Module Only Urinal	166.35	2.75	671254267886
0325172	EBV-130-A	G2 Manual Override Button Assembly w/Screws and Hex wrench CP	30.75	0.15	671254267350
0325169	EBV-131	G2 Lens (Window)	8.70	0.04	671254267329
0325170	EBV-132-A	G2 Screws (2) Kit w/Hex Wrench	7.65	0.05	671254267336
0325171	EBV-134	G2 Cover Rest Plate	2.75	0.13	671254267343
3325453	EBV-136-A	G2 Solenoid	28.00	2.75	671254267909
0325160	EBV-138-A	G2 Complete Cover/Ring/Sensor Assembly – Closet	404.05	2.37	671254272378
0325161	EBV-139-A	G2 Complete Cover/Ring/Sensor Assembly – Urinal	404.05	2.38	671254272385
0325804PK	EBV-14	Locking Ring CP	25.85	0.32	671254140080
0315096	EBF-140-A	Faucet and Sensor Assembly-Standard Bend	350.10	2.50	671254227569
0325168	EBV-142-A	G2 Cover Assembly, Complete	108.55	0.50	671254267312
3325462	EBV-144-A	Solenoid – Old Style	28.00	2.50	671254269309
3325456	EBV-145-A	G2 Inner Cover Assembly	100.65	0.05	671254269231
0325176	EBV-146-A-C	G2 Module Assembly Universal Closet	248.75	2.50	671254268838
0325177	EBV-146-A-U	G2 Module Assembly Universal Urinal	248.75	2.50	671254268845
0325166	EBV-149-A	G2 Complete Cover/Ring/Sensor Assembly Closet – Zurn	404.05	2.37	671254267268
0325167	EBV-150-A	G2 Complete Cover/Ring/Sensor Assembly Urinal – Zurn	404.05	2.37	671254267275
5325813	EBV-18	Quad Ring – Quantity Pack only (12/pack)	0.65	0.03	671254141087
0325814	EBV-21-A	Inner Cover Assembly Old Style	100.25	0.73	671254140097
0305823	EBV-22	Strap wrench	6.65	0.07	671254057401
3325524	EBV-31-A	Zurn Locking Ring	29.70	0.42	671254140103
3325538	EBV-38-A	Plastic Cover with Override Button – OBSOLETE	—	—	—
3325537	EBV-46-A	Beam Deflector (Not for use w/G2)	6.80	0.04	671254140110
3325012	EBV-55-A	Metal Cover Assembly (Urinal) (Not for use w/G2)	94.30	1.65	671254126077
3325013	EBV-60-A	Metal Cover Assembly W/Override Button (Water Closet) (Not for use w/G2)	107.80	1.68	671254126138
5325011	EBV-67	Gasket – Quantity Pack only (12/pack)	2.85	0.02	671254214873
5325122	EBV-95	Volume Regulator 1.6 gpf/6.0 Lpf or 1.0 gpf/3.8 Lpf Closets/Urinals - Quantity Pack only (6/pack)	1.30	0.03	671254269576
0325246	EBV-191-A	Cover W/button assy Repair, Sloan ECOS® Dual-Flush Closet	115.65	2.40	671254353466
0325247	EBV-196-A	Electric Module Repair, Sloan ECOS® Dual-Flush Closet	264.95	0.50	671254352513
0325300	EBV-304-A	Cover/Sensor/Assembly – Closet Sloan SOLIS® Electronic Single Button Flush	442.45	2.50	671254349315
0325301	EBV-306-A	Cover/Sensor/Assembly – Urinal Sloan SOLIS® Electronic Single Button	442.45	2.50	—
0325309	EBV-309-A	Cover Assembly – Sloan SOLIS® Electronic Single Button Flush	118.90	1.0	671254368002
0325311	EBV-311-A	Cover Assembly – Sloan SOLIS® Electronic Dual-Flush	118.90	1.0	671254368415
0325312	EBV-312-A-C	Sensor Assembly Sloan SOLIS® – Water Closet – Single Flush	272.40	0.50	671254368422
0325313	EBV-312-A-U	Sensor Assembly Sloan SOLIS® – Urinal	272.40	0.50	671254368439
0325320	EBV-320-A	Cover/Sensor/Assembly (Zurn) – Closet Sloan SOLIS® Electronic Single Button Flush	442.45	2.50	—
0325321	EBV-321-A	Cover/Sensor/Assembly (Zurn) – Urinal Sloan SOLIS® Electronic Single Button	442.45	2.50	—
3366007	EHD-1006-A	Power Board 120V AC & Sensor Kit – OBSOLETE	—	—	—
3366008	EHD-1007-A	Power Board 208/240V AC & Sensor Kit – OBSOLETE	—	—	—
0305401	EHD-11-A	Heater Assembly 120V AC	30.05	1.68	671254005136
0305543	EHD-14-A	Heater Assembly 208/240V AC	30.05	1.13	671254206441
0305709	EHD-204-A1	Cover White	139.40	10.00	671254007604
0305711	EHD-204-A3	Cover Almond – OBSOLETE	—	—	—



EBV-129-A-C




EBV-136-A



EBV-145-A

Code Number	Product Number	Description	List Price \$	Est. Wt. (lbs.)	UPC Code
0305712	EHD-204-A4	Cover Grey – OBSOLETE	—	—	—
0305406	EHD-7A-1	Blower 120V AC	340.60	7.50	671254005181
0305440	EHD-7A-2	Blower 208/240V AC – OBSOLETE	—	—	—
0305402	EHD-9	Exhaust Grill – OBSOLETE	—	—	—
3305170	EL-1005-A	Exposed Urinal Accessory Kit CP	275.85	0.41	671254069053
0305125PK	EL-101	Solenoid Nut CP	18.25	0.03	671254004559
0305126	EL-102-1	Name Plate 120V AC	1.05	0.01	671254004566
0305127	EL-102-2	Name Plate 24V AC	1.05	0.01	671254004573
0305132	EL-104	Adapter CP	26.20	0.07	671254004627
3345013	EL-1101-A	Solenoid Royal® Repair Kit (1.6/6 Lpf) Closet	49.75	0.48	671254203174
3345014	EL-1102-A	Solenoid Royal® Repair Kit (3.5/13.2 Lpf) Closet	49.75	0.48	671254203181
3345015	EL-1103-A	Solenoid Royal® Repair Kit (2.4 gpf/9.0 Lpf) Closet	49.75	0.48	671254203198
3345016	EL-1106-A	Solenoid Royal® Repair Kit (0.5 gpf/1.9 Lpf) Urinal	49.75	0.48	671254203204
3345017	EL-1107-A	Solenoid Royal® Repair Kit (1.0 gpf/3.8 Lpf) Urinal	49.75	0.48	671254203211
3345018	EL-1108-A	Solenoid Royal® Repair Kit (1.5 gpf/5.7 Lpf) Urinal	49.75	0.48	671254203228
0305328	EL-124-1	CP Solenoid Assembly 120V	172.55	1.00	671254221215
0305329	EL-124-2	CP Solenoid Assembly 24V	172.55	1.00	671254211810
0305200	EL-125	#8-32" x 3/8" Screw (4 Required)	0.45	0.03	671254221758
0305201	EL-126	#8-32" Hex Nut (4 Required)	0.45	0.25	671254221765
0305202	EL-127	#8 Internal Tooth Lock Washer (4 Required)	0.45	0.02	671254221772
3305043	EL-128-A	Actuator Cartridge	26.10	0.07	671254045859
0305336	EL-136	Coil Housing RB – OBSOLETE	—	—	—
0305330	EL-138-1	RB Solenoid Assembly 120V	172.55	1.00	671254005006
0305331	EL-138-2	RB Solenoid Assembly 24V	172.55	1.00	671254005013
0305324	EL-141-A	Over Ride Switch Assembly	23.95	0.10	671254004993
3305620	EL-1500	Sensor – Urinal	226.35	0.12	671254119376
3305621	EL-1500-L	Sensor – Closet	226.35	0.12	671254119383
3305622	EL-1500-LL	Sensor – Lav	226.35	0.12	671254119390
3305623	EL-1500-LLT	Sensor – Lav w/Timeout	226.35	0.12	671254119406
0305151PK	EL-151	Sensor Plate (for Exposed Urinals) CP	41.15	0.20	671254004719
0305152PK	EL-152	Hex Socket Screw CP	1.20	0.01	671254045804
0305161PK	EL-161	Sensor Plate (for Concealed Urinals) CP	41.15	0.23	671254045811
0305164	EL-162	Coil Housing CP	39.95	0.09	671254004771
0305165PK	EL-163-A	Solenoid Plunger Assembly	39.10	0.40	671254045828
0305166	EL-164	Flux Plate CP	11.10	0.06	671254004795
0305119	EL-165-1	Solenoid Coil 120V AC	20.65	0.31	671254004542
0305118PK	EL-165-2	Solenoid Coil 24V AC	20.65	0.31	671254004535
0305167	EL-166	Solenoid Nut RB	1.20	0.01	671254004801
0305323	EL-168-A	Yoke Assembly	4.75	0.03	671254045842
0305163	EL-172-A	Button Assembly	81.85	0.75	671254004764
0305139	EL-176-A	Flange Assembly CP	11.50	0.12	671254004658
0305190	EL-190-A	Handle Adapter	29.35	0.12	671254004887
0305219PK	EL-201	Sensor Plate (for Closets) CP	41.15	0.21	671254045835
0305148	EL-227	Solenoid Spanner Wrench	42.70	0.81	671254004696
0305341	EL-236	Sensor Box (YR Variation) – OBSOLETE	—	—	—



EL-1005-A



EL-141-A



EL-172-A



EL-190-A

Code Number	Product Number	Description	List Price \$	Est. Wt. (lbs.)	UPC Code
0305345	EL-242	Wall Mounting Plate (YR Variation) – OBSOLETE	—	—	—
0305368	EL-262-A	Surface Mounting Kit (YR Variation) – OBSOLETE	—	—	—
0305768	EL-310-A	Spout Mounting Kit (ELF-10 and ESF-20 Only)	17.55	0.19	671254056947
0305946PK	EL-3500-A	Microphone Sensor Assembly	105.80	0.38	671254146198
0345150	EL-431-A	Flange Assembly 24V CP	14.90	0.17	671254224810
3345039	EL-503	Wall Mounted Sensor Closet	408.10	1.05	671254248755
3345040	EL-505	Wall Mounted Urinal Sensor	334.95	1.05	671254248748
3345049	EL-507	Wall Mounted Shower Sensor – OBSOLETE	—	—	—
3305104	EL-595-A	CP Closet Sensor Wall Plate Kit – Upgrade from EL-1001-A	402.40	0.50	671254350106
3305105	EL-635-A	CP Closet Single Hole Wall Plate Kit – upgrade from HY-112-A	58.70	0.50	671254330511
3305100	EL-640-A	CP Urinal Sensor Wall Plate Kit (Exposed) – upgrade from EL-1005-A	322.35	0.50	671254350045
3305101	EL-645-A	CP Urinal Sensor Wall Plate Kit (Concealed) – upgrade from EL-1007-A	335.05	0.50	671254350052
3345077	EL-650-A	Wall Plate Kit for Small Wall Box Urinal	575.30	4.50	671254370814
3345078	EL-655-A	Wall Plate Kit for Small Wall Box Closet	575.30	4.50	671254370821
3345079	EL-660-A	Wall Plate Kit for Small Wall Box Urinal W/Override	575.30	4.50	671254370838
3305527	ETF-1004-A	Solenoid & Mounting Hardware	75.40	0.47	671254115927
3305577	ETF-1009-A	Solenoid Valve Repair Kit	33.50	0.06	671254115552
3365030	ETF-1019-A	Microphone Sensor Junction Box Kit (EL-3500A & ETF-450-A)	214.40	1.16	671254134256
3365091	ETF-1021-A	Spray Head 0.5 gpm Female Vandal Resistant	21.65	0.06	671254145146
3365090	ETF-1022-A	Spray Head 2.2 gpm Female Vandal Resistant – Aerated Stream	21.65	0.06	671254144910
3365092	ETF-1023-A	Spray Head 0.5 gpm Male Vandal Resistant	21.65	0.06	671254144903
3365093	ETF-1024-A	Spray Head 2.2 gpm Male Vandal Resistant – Aerated Stream	21.65	0.06	671254144927
3365161	ETF-1028-A	Spray Head 1.5 gpm Female Vandal Resistant – Laminar Stream	21.65	0.08	671254231634
3365162	ETF-1029-A	Spray Head 2.2 gpm Male Vandal Resistant – Laminar Stream	21.65	0.08	671254231658
0305784PK	ETF-178	CP Spray Head Adapter (ETF-500/EBF-550/ETF-700/EBF-750)	56.55	0.32	671254057098
0365524	ETF-199	Cock Hole Cover – OBSOLETE	—	—	—
0305613	ETF-250-A	Faucet/Sensor Assembly (ETF-80)	196.00	2.38	671254007000
0305728	ETF-259	Tee Compression Fitting	17.65	0.12	671254007758
0305536	ETF-261-A	Faucet Assembly CP (ETF-770)	155.90	1.62	671254006287
0305513	ETF-271	Connector	9.85	0.09	671254006072
0305609	ETF-288	Tee – OBSOLETE	—	—	—
0305626	ETF-290-A	Faucet Mounting Kit for EBF-85	7.10	0.75	671254007123
0305736	ETF-297	Union Reducer 1/4" to 3/8"	11.20	0.07	671254007833
0305849PK	ETF-370-A	Solenoid Valve Assembly 24V	88.85	0.86	671254120174
3305536	ETF-398-A	Access Plate/Sensor Assembly ETF-80 – OBSOLETE	—	—	—
3365676	ETF-437-A	Solenoid Assembly Kit-Single	23.25	0.34	671254135338
3365000	ETF-450-A	Splash Proof Junction Box	147.50	0.54	671254131460
0365001	ETF-458-A	Power Cord Kit	18.60	0.22	671254124578
3365001	ETF-470-A	Check Valve – OBSOLETE – SUB with 3365461	—	—	—
0365108PK	ETF-472-A	Faucet/Sensor Assembly Standard	315.70	0.83	671254200227
0365109PK	ETF-473-A	Faucet/Sensor Assembly with Surgical Bend	323.25	3.02	671254200210
3365003	ETF-492-A	Splash Proof Junction Box for use w/EL-350A only	105.55	1.25	671254247444
0365110	ETF-503-A	Spout Mounting Kit – includes Rubber Wshr Flat Wshr Lock Wshr Mting Nut	39.40	0.26	671254200203
0365057	ETF-530	3/8" x 3/8" Union Compression	9.40	0.08	671254221970



ETF-1009-A



ETF-1022-A



ETF-437-A



ETF-450-A

Code Number	Product Number	Description	List Price \$	Est. Wt. (lbs.)	UPC Code
0365070PK	ETF-542-A	Sensor Window Housing Assembly (ETF-600)	90.05	0.54	671254222007
0365086PK	ETF-543-A	Faucet/Sensor Assembly (ETF-600)	196.90	4.98	671254142398
3365088	ETF-546-A	Faucet Mounting Kit (ETF-600)	22.40	0.20	671254142404
0365058	ETF-547	Compression Fitting Connector	9.20	0.05	671254221987
0365162	ETF-595-A	CP Spout/Roll Pin Assembly	158.85	1.85	671254246508
0305459	ETF-61	Connector Male 3/8"	8.40	0.08	671254005594
3365461	ETF-617-A	Bak-Chek® Assembly	24.40	1.28	671254236035
0365147	ETF-621-A	Spray Head 2.2 gpm (8.3 Lpm) Female – Laminar Stream	21.65	0.06	671254265578
0365387	ETF-687-A	Spray Head 1.5 gpm (5.7 Lpm) Female – Laminar Stream	21.65	0.06	671254351936
0365752	ETF-735-A	Splash Proof Junction Box	147.50	0.55	671254353695
0365758	ETF-740-A	Solenoid Valve Assembly	162.75	1.40	671254353145
0365420	ETF-801-A	0.5 gpm (1.9 Lpm) Laminar Flow Spray Head	21.65	0.06	671254343320
3326027	MIX-111-A	Mounting Hardware Kit (for MIX-110-AA)	46.10	0.16	671254244382
3326028	MIX-123-A	Handle Assembly (for MIX-100-A & MIX-110-AA)	22.80	0.20	671254244399
3326091	MIX-19	Flexible Supply Hose 20" – OBSOLETE	—	—	—
3326047	MIX-59	Ceramic Cartridge (for MIX-100-A & MIX-110-AA)	37.55	0.10	671254244344
3326044	MIX-79	Check Valve (package of two)	9.20	—	671254244351
3326034	MIX-84-A	Mounting Hardware Kit (for MIX-100-A)	2.85	0.08	671254244368
3326035	MIX-87-A	Temperature Limit Stop Kit (for MIX-100-A & MIX-110-AA)	15.35	0.03	671254244375
0362004	SFP-4	Mounting Hardware Kit – Pedestal Faucet	12.05	0.20	671254322295
0362005	SFP-5	Mounting Hardware Kit – Gooseneck Faucet	6.35	0.20	671254322288
0362008	SFP-8	Control Module	60.65	1.40	671254322325
0362034	SFP-34	Faucet Sensor Assembly	70.35	0.17	671254340152
0362040	SFP-40-A	Control Module w/Range Adjustment	72.60	1.45	671254351943
0362041	SFP-41-A	Faucet Sensor Assembly w/Range Adjustment	92.67	0.17	671254351950
0372033	WES-23-A	Button Cover ASM w/Screws Sloan ECOS® Dual-Flush Closet	32.75	1.00	—
0372055	WES-55-A	Cover/Ring/Sensor Assembly Sloan ECOS® Dual-Flush Closet CP	430.35	2.37	671254341579
0372024	WES-24-A	Cover/Sensor/Assembly – Closet Sloan SOLIS® Electronic Dual-Flush	442.45	—	—
0372028	WES-28-A	Cover/Sensor/Assembly (Zurn) – Closet Sloan SOLIS® Electronic Dual-Flush	442.45	—	—
0372038	WES-33-AC	Sensor Assembly Sloan SOLIS® – Water Closet Dual-Flush	272.40	0.50	671254368446



ETF-546-A



ETF-617-A



ETF-740-A



SFP-8

This page intentionally left blank.

Code Number	Product Number	Description	List Price per Each	Est. Wt. (lbs.)	UPC Code
HEALTHMINDER™ Products					
7000000	SJS-1000	Manual Wall-Mount Liquid Soap Dispenser	18.00	2.00	671254315693
5700200	SJS-1001	Manual Wall-Mount Liquid Soap – 1000 mL each – Case Quantity only (6/case)	8.35	2.50	671254317130
7000002	SJS-1050	Sensor-Operated Wall-Mount Liquid Soap Dispenser	50.00	3.00	671254315709
5700400	SJS-1051	Sensor Wall-Mount Liquid Soap – 1000 mL each – Case Quantity only (6/case)	12.35	2.50	671254317192
7000003	SJS-1100	Manual Wall-Mount Foaming Soap Dispenser – 1000 mL each	18.00	2.00	671254315716
5700500	SJS-1101	Manual Wall-Mount Foam Soap – 1000 mL each – Case Quantity only (6/case)	10.00	2.50	671254317222
7000005	SJS-1150	Sensor-Operated Wall-Mount Foam Soap Dispenser – 1000 mL each	64.00	2.00	671254315730
5700505	SJS-1151	Sensor Wall-Mount Foam Soap – 1000 mL each – Case Quantity only (6/case)	12.35	2.00	671254325852
7000008	SJS-1400	Manual Wall-Mount Hand Sanitizer Dispenser – 1000 mL each	18.00	2.00	671254315761
5700600	SJS-1401	Manual Alcohol Hand Sanitizer Refill – 1000 mL each – Case Quantity only (6/case)	12.50	2.00	671254317253
7000009	SJS-1450	Sensor-Operated Wall-Mount Hand Sanitizer	60.00	2.40	671254315778
5700601	SJS-1451	Sensor Hand Sanitizer Refill – 1000 mL – Case Quantity only (6/case)	13.35	2.50	671254325364
7000004	SJS-1650	Sensor-Operated Deck-Mount Liquid Soap Dispenser	190.00	6.10	671254315723
5700307	SJS-1651-3	Sensor Deck-Mount Liquid Soap – 1000 mL each – Case Quantity only (6/case)	12.35	2.50	671254325555
7000015	SJS-1750	Sensor-Operated Deck-Mount Foam Soap Dispenser – 1000 mL each	350.00	7.80	671254329027
5700751	SJS-1751	Sensor Deck-Mount Foam Soap – 1000 mL each – Case Quantity only (6/case)	12.00	2.50	671254330641
5700754	SJS-1751-3	Sensor Deck-Mount Foam Soap Green Seal (Fragrance Free) – 1000 mL each – Case Quantity only (6/case)	14.35	2.50	671254340299
5700755	SJS-1751-4	Sensor Deck-Mount Foam Soap Green Seal (Rose) – 1000 mL each – Case Quantity only (6/case)	14.35	2.50	671254340305
7000033	SJS-1850-4	Ultra-Thin Fragrance Dispenser (Off White)	38.00	1.00	671254333970
7000034	SJS-1850-5	Ultra-Thin Fragrance Dispenser (Chrome)	38.00	1.00	671254333987
5700909	SJS-1851-9	90 Day Fragrance Bar – Fresh Outdoors/Sky Blue – Solid Bar – Case Quantity only (4/case)	12.50	0.15	671254334212
5700910	SJS-1851-10	90 Day Fragrance Bar – Fresh Linen/Aqua Blue – Solid Bar – Case Quantity only (4/case)	12.50	0.15	671254334229
5700911	SJS-1851-11	90 Day Fragrance Bar – Odor Neutralizer/Dark Green – Solid Bar – Case Quantity only (4/case)	12.50	0.15	671254334236
1001503	SJS-19	Waterfree Urinal Cleaner Starter Kit (1)	22.05	0.50	671254309463
1001504	SJS-20	Waterfree Urinal Cleaner Refill – Case Quantity only (12/case)	4.46	1.00	671254309470
7000024	SJS-50	Floor Stand For Hand Sanitizer	168.45	16.00	671254348349
0700007	SJS-7	AC Adapter 120VAC/6VDC Plug in	74.80	0.60	671254346925
5700919	SJS-9000-9	Scented Urinal Screens – 90 Day Screens – Fresh Outdoors/Sky Blue (4/case)	5.75	0.23	671254343924
5700920	SJS-9000-10	Scented Urinal Screens – 90 Day Screens – Fresh Linen/Aqua Blue (4/case)	5.75	0.23	671254343931
5700921	SJS-9000-11	Scented Urinal Screens – 90 Day Screens – Odor Neutralizer/Dark Green (4/case)	5.75	0.23	671254343948
Reclaimed Water System					
7000060	HMA6000	Reclaimed Water System	**	399.00	671254351035

**Contact Your Local Sloan Representative



SJS-1000



SJS-1050



SJS-1450 W/SJS-50 FLOOR STAND



SJS-1400

This page intentionally left blank.

Code Number	Product Number	Description	List Price \$	Est. Wt. (lbs.)	UPC Code
Genuine MicroPlumb® Parts					
365085	ETF-1003-600	Extension Cord (600") for use with mod plugs	52.35	0.60	671254143104
365100	ETF-1003-240	Extension Cord (240") for use with mod plugs	51.70	0.30	671254145542
365839	ETF-1003-72	Extension Cord (72") for use with mod plugs	25.70	0.10	671254143128
365840	ETF-1003-108	Extension Cord (108") for use with mod plugs	31.20	0.20	671254143135
375064	MCR-104-A	Four Line Manifold	1362.90	11.21	671254144460
375104	MCR-34	3/8" Coupling	2.30	0.10	671254145825
375118	MCR-115-A	Single I/O Controller for push button showers only	99.00	0.40	671254147171
375280	MCR4004A	4 I/O Controller Module (4PA00100)	324.00	1.26	671254313880
3375000	MCR-231-D	SW Kit (D Hole) 180"	78.75	0.30	671254263451
3375008	MCR-29-A	3/8" Kit	30.35	0.20	671254145764
3375011	MCR-139-A	Solenoid with 15' cord	103.50	0.90	671254201538
3375012	MCR-140-A	Push Button with 15' cord	78.75	0.20	671254201071
3375013	MCR-176	Infrared Sensor Shower System	531.85	5.86	671254209817
3375015	MCR-1001-A	Solenoid Operator Retrofit Kit	191.75	0.95	671254231191
3375016	MCR-208-A	Retrofit Valve & Cable ASM	205.00	0.60	671254242166
3375019	MCR-215	Infrared Sensor Shower System	624.10	7.77	671254247949
3375020	MCR-216	Infrared Sensor Shower System	745.70	8.86	671254247956
3375021	MCR-217	Infrared Sensor Shower System	770.10	9.50	671254247963
3375022	MCR-218	Push Button Shower System	273.50	4.11	671254260351
3375023	MCR-223	Push Button Shower System	365.75	7.11	671254260368
3375024	MCR-224	Push Button Shower System	487.25	7.11	671254260375
3375025	MCR-225	Push Button Shower System	518.70	7.35	671254260382
3375032	MCR-270-1.6-MOD64	Retrofit Solenoid A1 & A2 1.6g	308.00	5.25	671254331228
3375034	MCR-271-3.5-MOD64	Retrofit Solenoid A1 & A2 3.5g	308.00	5.25	671254331235
3375035	MCR-271-3.5-MODAG64	Royal® 3.5 ADJ/GJ Retrofit Valve Body	328.00	4.88	671254337411
3375036	MCR-272-1.6-MOD	Royal® 1.6 Retrofit Valve Body	308.00	4.66	671254331242
3375037	MCR-272-1.6-MODAG	Royal® 1.6 ADJ/GJ Retrofit Valve Body - Requires H130-1	328.00	4.78	671254331266
3375038	MCR-273-3.5-MOD	Royal® 3.5 Retrofit Valve Body	308.00	4.66	671254331259
3375039	MCR-273-3.5-MODAG	Royal® 3.5 ADJ/GJ Retrofit Valve Body - Requires H130-1	328.00	4.78	671254331358
3375040	MCR-274-2.4-MOD64	Royal® Retrofit Valve Body	308.00	5.25	671254332416
3918141	ROYAL 603 ESM	24V Electronic Prison Flushometer	373.10	9.10	671254208568
3919070	ROYAL 613-0.5 ESM	24V Electronic Prison Flushometer	375.35	9.10	671254347373
3919095	ROYAL 613-1 ESM	24V Electronic Prison Flushometer	375.35	8.51	671254227620
3458110	ROYAL 650 ESM	24V Electronic Prison Flushometer	368.55	7.69	671254144668
0345154PK	EL-154	50 VA Transformer	37.35	2.13	671254139589
0345211PK	EL-208	100 VA Transformer	126.45	4.80	671254139572
0375296	MCR-426	Transformer 24V/50VA Plug In	98.55	2.42	671254332522
0375297	MCR-427	Transformer 24V/96VA Plug In	152.85	5.18	671254332539
0375169	MCR-183-A-1	Push Button ASM "A" =1.28"	100.50	0.96	671254213388
0375185	MCR-183-A-2	Push Button ASM "A" =2.28"	100.50	1.08	671254230026
0375282	MCR-184-A-1	Push Button ASM "A" = 3.28" I	160.00	1.12	671254324688
0375176	MCR-184-A-2	Push Button ASM "A" = 4.28" I	160.00	1.26	671254216051
0375227	MCR-184-A-3	Push Button ASM "A" = 5.28" I	160.00	1.56	671254244115



ETF-1003-600



MCR-140-A



EL-154



MCR-183-A

Code Number	Product Number	Description	List Price \$	Est. Wt. (lbs.)	UPC Code
0375193	MCR-184-A-4	Push Button ASM "A"= 6.28" I	160.00	1.68	671254219427
0375196	MCR-184-A-5	Push Button ASM "A"= 7.28" I	160.00	1.68	671254221291
0375170	MCR-184-A-6	Push Button ASM "A"= 8.28" I	160.00	1.79	671254213395
0375173	MCR-184-A-7	Push Button ASM "A"= 9.28" I	160.00	2.16	671254214712
0375174	MCR-184-A-8	Push Button ASM "A"= 10.28" I	160.00	2.19	671254214729
0375175	MCR-184-A-9	Push Button ASM "A"= 11.28" I	160.00	2.33	671254214736
0375190	MCR-184-A-10	Push Button ASM "A"= 12.28" I	160.00	2.42	671254235106
0375189	MCR-184-A-12	Push Button ASM "A"= 16.28" I	160.00	2.73	671254231795
0375180	MCR-184-A-14	Push Button ASM "A"= 16.28" I	160.00	2.97	671254216488
375200	MCR-194-A	Solenoid Retrofit Kit	85.50	0.60	671254224377
3375033	MCR-270-1.6-MODAG64	Royal® 1.6 ADJ/GJ Retrofit Valve Body	328.00	0.60	671254337428
3375048	MCR-274-2.4-MODAG64	Royal® Retrofit Valve Body	308.00	4.78	671254339354
3375041	MCR-275-2.4-MOD	Royal® Retrofit Valve Body	308.00	4.65	671254332423
3375043	MCR-275-2.4-MODAG	Royal® Retrofit Valve Body	328.00	4.78	671254332430
0375126	MCR-4001-A-001	4 I/O Controller	579.00	1.83	671254201880
0375155	MCR-4001-A-002	4 I/O Controller	579.00	1.83	671254209411
0375183	MCR-4001-A-003	4 I/O Controller	579.00	1.83	671254219113
0375216	MCR-4001-A-004	4 I/O Controller	579.00	1.79	671254228436
0375217	MCR-4001-A-005	4 I/O Controller	579.00	1.95	671254228443
0375039	MCR-60-A	Lavatory Push Button 1" Wall	192.25	1.32	671254275843
0375053	MCR-60-A-1	Lavatory Push Button but less than 1" Wall	192.25	1.15	671254275881
0375055	MCR-60-A-10	Lavatory Push Button 10" Wall	192.25	2.21	671254141971
0375314	MCR-60-A-16	Lavatory Push Button 16" Wall	247.40	2.63	671254343283
0375056	MCR-60-A-2	Lavatory Push Button 2" Wall	192.25	1.40	671254143708
0375057	MCR-60-A-3	Lavatory Push Button 3" Wall	192.25	1.51	671254143715
0375058	MCR-60-A-4	Lavatory Push Button 4" Wall	192.25	1.74	671254143722
0375059	MCR-60-A-5	Lavatory Push Button 5" Wall	192.25	1.86	671254143739
0375060	MCR-60-A-6	Lavatory Push Button 6" Wall	192.25	1.84	671254143746
0375061	MCR-60-A-7	Lavatory Push Button 7" Wall	192.25	2.10	671254143753
0375062	MCR-60-A-8	Lavatory Push Button 8" Wall	192.25	2.22	671254143760
0375054	MCR-60-A-9	Lavatory Push Button 9" Wall	192.25	1.53	671254275898
0375267	MCR-8002-A-001	8 I/O Controller (8PS01100)	510.00	1.81	671254298415
0375268	MCR-8002-A-002	8 I/O Controller (8PS01200)	510.00	—	—
0375269	MCR-8002-A-003	8 I/O Controller (8PC02100)	510.00	1.81	671254298439
0375270	MCR-8002-A-004	8 I/O Controller (8PW01500)	510.00	1.81	671254298446
0375271	MCR-8002-A-005	8 I/O Controller (8PC02200)	510.00	1.81	671254298453
0375272	MCR-8003-A-001	8 I/O Controller (8PC02300)	509.80	1.81	671254279391
0375273	MCR-8003-A-002	8 I/O Controller (8PW01600)	509.80	1.81	671254279407
0375149	MCR-4002-A-001	4 I/O Controller Module (4DG00106)	718.55	1.26	671254208940
0375150	MCR-4002-A-002	4 I/O Controller Module (4PC00100)	718.55	1.26	671254208957
0375151	MCR-4002-A-003	4 I/O Controller Module (4DG00200)	718.55	1.26	671254208964
0375152	MCR-4002-A-004	4 I/O Controller Module (4PS00200)	718.55	1.26	671254208971
0375153	MCR-4002-A-005	4 I/O Controller Module (4DG00600)	718.55	1.26	671254208988
0375154	MCR-4002-A-006	4 I/O Controller Module (4DG00600)	718.55	1.26	671254208995




MCR-184-A-4



MCR-275-2.4-MODAG



MCR-60-A

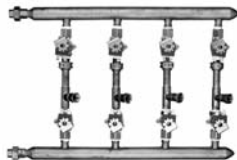


MCR-8002-AX

Code Number	Product Number	Description	List Price \$	Est. Wt. (lbs.)	UPC Code
0375241	MCR-4003-A-001	4 I/O Controller Module FTT10A TY	638.60	1.83	671254259911
0375242	MCR-4003-A-002	4 I/O Controller Module FTT10A TY	638.60	1.83	671254259928
3911565	ROYAL 150 ESM	24V Electronic Prison Flushometer	368.35	6.85	671254222540
3911564	ROYAL 150-1.6 ESM	24V Electronic Prison Flushometer	368.35	8.54	671254222533
3918299	ROYAL 601 ESM	24V Electronic Prison Flushometer	535.95	10.10	671254051010
3918040	ROYAL 601-1.6 ESM	24V Electronic Prison Flushometer	535.95	9.71	671254216457
3918120	ROYAL 603 AFD ESM	24V RM 50637	378.35	7.65	671254127180
3918175	ROYAL 603 ESM	24V L/Outlet & FC	368.15	6.97	671254307834
3918183	ROYAL 603 ESM	24V TP	443.95	9.25	671254323780
3918199	ROYAL 603 ESM	24V W/F-100 11-1/2	399.85	9.71	671254339279
3918121	ROYAL 603 ESM	24V RM 50637 F-100 9"	399.85	9.09	671254279476
3918196	ROYAL 603-1.6 ESM	24V Electronic Prison Flushometer	383.60	9.10	671254335394
3918119	ROYAL 603-1.6 ESM	24V RM 50637	390.75	9.80	671254126244
3918132	ROYAL 603-1.6 ESM	24V RM 50637 F-100 9"	399.85	9.89	671254144859
3918170	ROYAL 603-1.6 ESM	24V W/F-100 11-1/2"	396.05	9.71	671254302556
3918162	ROYAL 603-1.6 ESM	AFD W/ V-500-AA 7 1/2"	381.60	9.31	671254247369
3918230	ROYAL 603-2.4 ESM	24V F-100 13 3/4 9" S	442.15	9.19	671254340343
3918186	ROYAL 603-2.4 ESM	24V W/V-500-AA 24" & 6"	558.75	9.22	671254326446
3918742	ROYAL 609 ESM	24V Electronic Prison Flushometer	390.75	8.03	671254264526
3918751	ROYAL 609-1 ESM U	24V Electronic Prison Flushometer	419.90	9.88	671254298606
0375065	MCR-101	Manifold ASM 1-Line Mixing	338.25	—	—
0375063	MCR-102	Manifold ASM 2-Line Mixing	729.30	5.72	671254144453
0375076	MCR-103	Manifold ASM 3-Line Mixing	994.50	—	—
0375064	MCR-104	Manifold ASM 4-Line Mixing	1362.90	—	—



ROYAL 603 ESM



MCR 104

Minimum Order \$100.00 NET

TERMS

All prices are F.O.B. Factory with full freight allowed on \$3,000.00 net within the United States (contiguous), such allowance to be based on the lowest rate medium of transportation. Additional freight services, such as construction site delivery, lift gate delivery service, re-consigned freight or notification charges, are not included in FFA terms, and will result in additional freight charges. Terms for Export Shipment on application.

CASH DISCOUNT TERMS: 2% 30 days, NET 31 days from date of invoice

A 2% discount is offered for payment on or before 30 days from date of invoice with the net amount due the next day, subject to a service charge of 1% applied monthly. Any conditions or terms payment on purchase orders which are contradictory to our cash discount offer shall be of no effect. Please address envelope in all "CAPS" (upper case) when remitting to 3761 PAYSPHERE CIRCLE, CHICAGO, IL 60674

LIMITED WARRANTY

Unless otherwise noted, Sloan Valve Company warrants its mechanical products to be made of first class materials, free from defects of material or workmanship under normal use and to perform the service for which they are intended in a thoroughly reliable and efficient manner when properly installed and serviced, for a period of three years (30 days on software/1 year on electronics) from date of purchase. During this period, Sloan Valve Company will, at its option, repair or replace any part or parts which prove to be thus defective if returned to Sloan Valve Company, at customer's cost, and this shall be the sole remedy available under this warranty. No claims will be allowed for labor, transportation or other incidental costs. This warranty extends only to persons or organizations who purchase Sloan Valve Company's products directly from Sloan Valve Company for purpose of resale. This warranty does not cover the life of batteries.

THERE ARE NO WARRANTIES WHICH EXTEND BEYOND THE DESCRIPTION ON THE FACE HEREOF. IN NO EVENT IS SLOAN VALVE COMPANY RESPONSIBLE FOR ANY CONSEQUENTIAL DAMAGES OF ANY MEASURE WHATSOEVER.

RETURN MATERIAL POLICY

Products which are determined to be defective or shipped incorrectly by Sloan Valve Company will be credited at invoice price. Products returned for reasons other than defects or Sloan shipping errors are subject to a 20% handling charge, return freight is at customers expense. If the invoice is not available, then credit will be issued based on the previous price sheet, if the price sheet is less than a year old. All returns must be authorized by the factory prior to returning. The factory will issue a return material authorization (RMA) number. The RMA number must be written on the shipping label, each load inspection and all related documentation.

All returned material should be returned in the original, unopened shipping cartons, or suitably packed. The material is to be packaged such that it will not be damaged during the return.

Deductions will be made for any material returned that is not in saleable condition. **Material not in saleable condition will be returned to customer or scrapped at customer request.**

Electronics over one year old will not be accepted.

When material is to be returned, call your representative, who will contact the factory for an RMA number. The following information will be necessary:

- A. Invoice Number
- B. Product Part Number
- C. Product Code Number
- D. Description
- E. Quantity
- F. Reason for return requests (be specific, "defective" is not a reason). Material returned as defective but, on inspection, is found to be serviceable will be subject to credit reduction. A test report will be available on request.
- G. All returns are to be freight prepaid.

The RMA number must be on each load and each container.

SHORTAGES, INCORRECT SHIPMENTS, PROOF OF DELIVERY REQUESTS

Claims for shortages or incorrect filling of orders must be made within 30 days from date of delivery. No claim over six months old will be honored. Deliveries that are short carton(s) or have damaged carton(s) must be reported immediately. Damaged carton(s) must be kept for Carrier Claim Inspector.

DISCLAIMER

The prices herein are subject to change without notice and supercede all previous prices. The possession of this price sheet by any person is not to be construed as an offer to sell them, nor anyone else, the goods listed herein at the price or terms stated.

**PROGRAMMED WATER TECHNOLOGIES • 10500 SEYMOUR AVENUE • FRANKLIN PARK, IL 60131
Phone: 800-9-VALVE-9 (982-5839) • Fax: 847-671-4380**

PRODUCT VARIATION SUFFIXES

FLUSHOMETERS

SOLENOID OPERATED VALVES

ES	120 VAC or 24 VAC
ESM	Solenoid with special connector for use with MicroPlumb® Control Systems only
ES-S	OPTIMA® sensor-operated valves
HW	Hardwire
ES-SM	OPTIMA® sensor-operated valves with Surface Mount Sensor

CONTROL STOPS

E	Straight Stop Variation
F	Screwdriver Stop Variation
K	Wheel Handle Stop Variation
GJ	Ground Joint Stop

BUMPERS

YO	Angle Stop Bumper
YG	Angle Stop Extended Bumper
YH	Single Wall Bumper
YI	Double Wall Bumper
YN	Flush Tube Bumper

HANDLES & PUSH BUTTONS

ADA	ADA Compliant Handle
FW	Fixture Wall Actuator
HL-3	3" Metal Oscillating Push Button on front of valve
J	Metal Oscillating Handle
L	Metal Index Push Button
L-3	3" Metal Oscillating Push Button
MBFW	Metal Button Fixture Wall Actuator
MBPM	Metal Button Panel Mount
MP	Metal Partition Actuator
OR	Override Button
SG	Sanigard
SW	Side Wall Mounted Actuator
YA	Nickel-Silver Finish Variation
YW	Combination Pedal-Handle

PIPE SUPPORTS

YJ	Split Ring Pipe Support Variation
YK	Solid Ring Pipe Support Variation
YL	Solid Ring w/Seat Bumper Variation

VACUUM BREAKERS & FLUSH CONNECTIONS

XYV	Valve Less Vacuum Breaker
O	Offset Vacuum Breaker
T	1-1/2" Flush Connection
U	1-1/4" Flush Connection
V	1" Flush Connection
W	3/4" Flush Connection
TP	Trap Primer
AFD	Anti-Food Device

FLUSHOMETERS (continued)

SWEAT KITS & ADAPTERS

YB	Sweat Adapter, Stamped Wall Flange & Casing Tube
YBYC	Sweat Adapter, Cast Set Screw Wall Flange & Casing Tube
YC	Cast Set Screw Wall Flange for iron pipe
Z	Locking Ring for Zurn Flush Valve Bodies
WB	For installation with Sloan Easy Access Wall Box
SWB	Small Wall Box

FAUCETS

VARIATIONS

-4	Trim Plate for 4" Centerset Sink
-8	Trim Plate for 8" Centerset Sink
ADM	Above Deck Mechanical Mixing Valve
B	Box Mount, Box Transformer
BDM	Below Deck Mechanical Mixing Valve
BDT	Below Deck Thermostatic Mixing Valve
C	Laminar Spray Head
DPU	Drain Pop Up
H	Shower Spray Head
IC	Optma® <i>i.q.-cliq™</i> feature
ISM	Integral Spout Mixer
LT	Less Transformer
P	Plug-in Transformer
S	Surgical Bend Spout
A-6	VDC Plug-in Adapter

FINISHES

CP	Chrome Plate
RB	Rough Brass
WHT	White

GUILDMARK FINISHES

PVDSF	Satin (Chrome/PVD Finish)
PVDPN*	Polished Nickel (Chrome/PVD Finish)
PWCBK*	Black (Powder Coated)
PVDBN	Brushed Nickel (Chrome/PVD Finish)
PVDPB	Polished Brass (Chrome/PVD Finish)
PWCSC*	Satin Copper (Powder Coated)
PVDSB*	Satin Brass (Chrome/PVD Finish)
PVDGP*	Gold (PVD Finish)
PWCPC*	Polished Copper (Powder Coated)
VFABZ*	Antique Bronze (Vintage Finishes)
VFCBZ*	Coco Bronze (Vintage Finishes)
VFVRD*	Verdi (Vintage Finishes)

SINKS

VARIATIONS (4000 Series)

AB	Angle Bracket
ADM	Above Deck Mechanical Mixing Valve
BDT	Below Deck Thermostatic Mixing Valve
DS	Drain Shroud
ESD	Electronic Soap Dispenser
FA	Integrated Front Apron
FL	Floor Mounted
FM	Floor Mount Kit
JVC	Juvenile Height Cabinet
LS	Left Side Splash
MSD	Manual Soap Dispenser
RS	Ride Side Splash

SINK COLORS (4000 Series)

AH	Ash
AM	Amber
IN	Indigo
JD	Jade
JT	Jet
PL	Pearl
SL	Slate
SS	Sand
TP	Taupe

SINK COLORS (6000/7000/8000 Series)

WH	White
CO	Cameo
BO	Bone
PH	Peach
AL	Almond
SH	Shell
PE	Pea
BI	Biscuit
MWH	Matrix White
MSI	Matrix Silver
MPI	Matrix Pink
MJA	Matrix Jade
MLG	Matrix Light Gray
MDG	Matrix Dark Gray
MGR	Matrix Green
MBR	Matrix Brown
MBO	Matrix Bone
MLB	Matrix Light Blue
MSA	Matrix Sand
MDB	Matrix Dark Blue
MDU	Matrix Dusk
MKH	Matrix Khaki
MSU	Matrix Summit

*Minimum Order Quantity, please contact local Sloan representative for information

Sloan Sales Representatives

Alabama

Will & Pierce Agency
6612 Pine Hill Road
Daphne, AL 36526
251/621-1550
jsullivan@willandpierce.com

Alaska

Alaska Winter Inc.
3901 Spenard Road
Anchorage, AK 99517
907/248-0000
www.akwinter.com

Arizona

Southwestern Mechanical
Sales Co.
1440 W. San Pedro Street
Gilbert, AZ 85233
480/813-1313
www.swmech.com

Southwestern Mechanical
Sales Co.
4771 S. Overland Drive
Tucson, AZ 85714
520/884-1414

Arkansas

C. A. Riner Co., Inc.
7620 Hardin Drive
N. Little Rock, AR 72117
501/834-1400
www.cariner.com

California – South

Delco Sales
1930 Raymer Avenue
Fullerton, CA 92833
714/888-2444
sales@delcosales.com

California – North

Kliman Sales Inc.
1245 N. 5th Street
San Jose, CA 95112
408/275-1784
www.klimansales.com

Kliman Sales Inc.
8560 23rd Avenue
Sacramento, CA 95826
916/379-0784
www.klimansales.com

Colorado

Marshall-Rodeno Associated
5700 E. 39th Avenue
Denver, CO 80207
800/824-3675
www.marshallrodeno.com

Connecticut

Yost Associates
224 Eastern Boulevard
Glastonbury, CT 06033
860/659-0301
sphillbrook@
yostassociates.com

Delaware

Robert Burns Assoc., Inc.
4009-B Market Street
Aston, PA 19014
610/497-1722

District of Columbia

The Joyce Agency
8442 Alban Road
Springfield, VA 22150
800/291-9298 or
703/866-3111
www.thejoyceagency.com

Florida

Engineered Concepts
917 N.W. 31st Avenue
Pompano Beach, FL 33069
800/273-5522
www.eng-concepts.com

Georgia – South

Bradford Sales Co., Inc.
119 Jackson Street, Ste. 107
Vidalia, GA 30474
912/537-3448
bradfordsalesco@bellsouth.net

Georgia – North

Bradford Sales Co., Inc.
2700 Bankers Indl Drive
Atlanta, GA 30360
770/448-3400
bradfordsalesco@bellsouth.net

Hawaii

Delco Sales
111 Sand Island
Access Road I-10
Honolulu, HI 96819
808/842-7900
sales@delcosales.com

Idaho – Southwest

Braley-Gray & Associates
900 E. Overland Road
Meridian, ID 83642
208/898-9410
davep@braleygray.com

Idaho – North

Suntoya Corporation
3820 East Boone
Spokane, WA 99202
509/534-1516
www.suntoya.com

Idaho – Southeast

R. E. Fitzpatrick Sales, Inc.
4109 West Nike Drive
West Jordan, UT 84088
801/282-0700
sales@fitzpatricksales.com

Illinois – North

REPCO Associates, Inc.
1775 W. Armitage Court
Addison, IL 60101
630/932-9900
brian@repcosales.com

Illinois – Central

Ziel-Carlson, Inc.
215 – 43rd Street
Moline, IL 61265
309/762-3700
zc-inc@qconline.com

Illinois – South

Ziel-Carlson, Inc.
317 S. Missouri
Morton, IL 61550
309/635-4152
zc-inc@qconline.com

Illinois – South

American Sales Co.
920 Palm Street
St. Louis, MO 63147
314/231-6114
amersales@sbcglobal.net

Indiana

Aspinall Associates
6840 Hillside Court
Indianapolis, IN 46250
317/849-5757
www.aspinall.com

Iowa

Central Sales Inc.
2001 Westown Parkway
Ste. 101
West Des Moines, IA 50265
515/224-8900
george@centralsalesinc.net

Kansas

Hebco Inc.
5310 College Boulevard
Overland Park, KS 66207
913/491-0797
diane-hebco@kc.rr.com

Kentucky – East

BBN Sales, Inc.
3737 Spring Grove Avenue
Cincinnati, OH 45223
513/681-9999
bbnsales@cinci.rr.com

Louisiana – Southeast

Superior Products, Inc.
2030 Dickory Ave., Ste. 202
Harahan, LA 70123
504/733-1318
rhicks@superiorbrem.com

Louisiana – Central

Superior Products, Inc.
2911 S. Ruby Avenue
Gonzales, LA 70737
225/644-9773
glapour@superiorbrem.com

Maine

J. H. Pokorny Associates, LLC
1502 Providence Highway
Suite 4
Norwood, MA 02062
781/762-2661
www.jhpokorny.net

Maryland

The Joyce Agency
8442 Alban Road
Springfield, VA 22150
800/291-9298 or
703/866-3111
www.thejoyceagency.com

Massachusetts – East

J. H. Pokorny Associates, LLC
1502 Providence Highway
Suite 4
Norwood, MA 02062
781/762-2661
www.jhpokorny.net

Massachusetts – West

Yost Associates
224 Eastern Boulevard
Glastonbury, CT 06033
860/659-0301
sphillbrook@
yostassociates.com

Michigan – East

Diversified Spec. Sales, Inc.
13261 Northend Avenue
Oak Park, MI 48237
248/398-2400
www.diversifiedspec.com

Michigan – West

Diversified Spec. Sales, Inc.
931 West River Center Drive
Comstock Park, MI 49321
616/785-9000
www.diversifiedspec.com

Minnesota

Hamel Associates, Inc.
4230 W. 76th Street
Edina, MN 55435
952/835-5570
www.hamelrep.com

Mississippi

Will & Pierce Agency
6612 Pine Hill Road
Daphne, AL 36526
251/621-1550
jsullivan@willandpierce.com

Missouri – East

American Sales Co.
920 Palm Street
St. Louis, MO 63147
314/231-6114
amersales@sbcglobal.net

Missouri – West

Clapper Co., Inc.
5310 College Boulevard
Overland Park, KS 66207
913/491-0797
diane-hebco@kc.rr.com

Montana

Clapper Co., Inc.
5528 Holiday Avenue
Billings, MT 59101
406/252-9385
www.clapperco.com

Nebraska – East

Service Reps, Inc.
15030 "A" Circle
Omaha, NE 68144
402/333-2095
www.servicerepsinc.com

Nevada – North

R. E. Fitzpatrick Sales, Inc.
4109 West Nike Drive
West Jordan, UT 84088
801/282-0700
kevin@fitzpatricksales.com

Nevada – South & West

Southwestern Mechanical
Sales Co.
3191 Builders Avenue
Las Vegas, NV 89101
702/368-2561
www.swmech.com

New Hampshire

J. H. Pokorny Associates, LLC
1502 Providence Highway
Suite 4
Norwood, MA 02062
781/762-2661
www.jhpokorny.net

New Jersey – North

Maloney & Curcio, Inc.
1601-1611 Pennsylvania Ave.
Linden, NJ 07036
908/486-0900

New Jersey – South

Robert Burns Assoc., Inc.
4009-B Market Street
Aston, PA 19014
610/497-1722

New Mexico

M&M Sales, Inc.
3415 Vassar Drive N.E.
Albuquerque, NM 87107
505/884-1733
john@mandmsales.com

New York – New York

Edwards, Platt & Deely Inc.
368 Wyandanch Avenue
North Babylon, NY 11703
631/253-0600
www.epdreprs.com

New York – Lower

Edwards, Platt & Deely Inc.
368 Wyandanch Avenue
North Babylon, NY 11703
631/253-0600
www.epdreprs.com

New York – Upper

WMS Sales, Inc.
9580 County Road
Clarence Center, NY 14032
716/741-9575
www.wmssales.com

North Carolina

Smith & Stevenson
4935 Chastain Avenue
Charlotte, NC 28217
704/525-3388
postoffice@
smithandstevenson.com

North Dakota

Hamel Associates, Inc.
4230 W. 76th Street
Edina, MN 55435
952/835-5570
www.hamelrep.com

Ohio – Northeast

ADCO Sales, Inc.
29333 Clayton Avenue
Wickliffe, OH 44092
440/944-7500
adcosales@sbcglobal.net

Ohio – Central & South

BBN Sales, Inc.
3737 Spring Grove Avenue
Cincinnati, OH 45223
513/681-9999
bbnsales@cinci.rr.com

Ohio – Northwest

Diversified Spec. Sales, Inc.
13261 Northend Avenue
Oak Park, MI 48237
248/398-2400
www.diversifiedspec.com

Oklahoma

Pannell Associates Sales Co.
5411 S. 101st East Avenue
Tulsa, OK 74146
918/664-7732
clp@pascoreps.com

Pennsylvania – West

Pannell Associates Sales Co.
3824 N. Meridian, Suite 106
Oklahoma City, OK 73112
405/948-7732
jay@pascoreps.com

Oregon

Braley-Gray & Associates
2150 N. Lewis Avenue
Portland, OR 97227
503/249-6972
sales@braleygray.com

Pennsylvania – West

J. B. O'Connor Co., Inc.
P. O. Box 12927
Pittsburgh, PA 15241
724/745-5300
www.jboconnor.com

Pennsylvania – Far North

WMS Sales, Inc.
9580 County Road
Clarence Center, NY 14032
716/741-9575
www.wmssales.com

Pennsylvania – East

Robert Burns Assoc., Inc.
4009-B Market Street
Aston, PA 19014
610/497-1722

Robert Burns Assoc., Inc.

574 Hi-View Drive
Litzitz, PA 17543
717/203-8828

Rhode Island

Yost Associates
224 Eastern Boulevard
Glastonbury, CT 06033
860/659-0301
sphillbrook@
yostassociates.com

South Carolina

Smith & Stevenson
4935 Chastain Avenue
Charlotte, NC 28217
704/525-3388
postoffice@
smithandstevenson.com

South Dakota – Central & East

Hamel Associates, Inc.
4230 W. 76th Street
Edina, MN 55435
952/835-5570
www.hamelrep.com

South Dakota – West

Clapper Co., Inc.
5528 Holiday Avenue
Billings, MT 59101
406/252-9385
www.clapperco.com

Tennessee – East

BBN/Tenn Sales, Inc.
3531 Papermill Drive
Knoxville, TN 37909
865/637-7666
bbntennsales@bellsouth.net

Tennessee – West

Mendell Sales
304-C Hill Avenue
Nashville, TN 37210
615/291-6331

Tennessee – Central

Mendell Sales
304-C Hill Avenue
Nashville, TN 37210
615/291-6331

Texas – North

Dillard Associates
3145 National Circle
Garland, TX 75041
972/278-2000
sales@dillardassoc.com
www.dillardassoc.com

Texas – South

Dillard Associates
6100 Tri County Pkwy
Schertz, TX 78154
210/824-4881
crogers@dillardassoc.com

Stephen & Stephenson, Inc.

4626 Windfern Drive
Houston, TX 77041
713/227-7254
dferguson@
stephenstephenson.com

Dillard Associates

4925 Everhart Ste. 121
Corpus Christi, TX 78411
361/855-2786
discintime@aol.com

Texas – El Paso

M&M Sales, Inc.
1006-B Wall Street
El Paso, TX 79915
915/772-0393
carol@mandmsales.com

Utah

R. E. Fitzpatrick Sales, Inc.
4109 West Nike Drive
West Jordan, UT 84088
801/282-0700
kevin@fitzpatricksales.com

Vermont

J. H. Pokorny Associates, LLC
1502 Providence Hwy.
Suite 4
Norwood, MA 02062
781/762-2661
www.jhpokorny.net

Virginia – North

The Joyce Agency
8442 Alban Road
Springfield, VA 22150
800/291-9298 or
703/866-3111
www.thejoyceagency.com

Virginia – Central

W. G. Lesemann & Associates
11182 Hopson Road, Ste. A
Ashland, VA 23005
804/752-6301
info@wglesemann.com

Virginia – West

BBN/Tenn Sales, Inc.
3531 Papermill Drive
Knoxville, TN 37909
865/637-7666
bbntennsales@bellsouth.net

Washington – Northwest

Stone-Drew/Ashe &
Jones, Inc.
710 South Lucile Street
Seattle, WA 98108
206/763-2850
www.alliancesalesnw.com

Washington – East

Suntoya Corporation
3820 East Boone
Spokane, WA 99202
509/534-1516
www.suntoya.com

Washington – Southwest

Braley-Gray & Associates
2150 N. Lewis Avenue
Portland, OR 97227
503/249-6972
sales@braleygray.com

West Virginia – Far Northeast

The Joyce Agency
8442 Alban Road
Springfield, VA 22150
800/291-9298 or
703/866-3111
www.thejoyceagency.com

West Virginia – Central

J. B. O'Connor Co., Inc.
P. O. Box 12927
Pittsburgh, PA 15241
724/745-5300
www.jboconnor.com

West Virginia – Far South

BBN/Tenn Sales, Inc.
3531 Papermill Drive
Knoxville, TN 37909
865/637-7666
bbntennsales@bellsouth.net

Wisconsin – South & East

Stickler & Associates, Inc.
203 S. Curtis Road
Milwaukee, WI 53214
414/711-0400
sales@sticklerassociates.com

Wisconsin – Northwest

Hamel Associates, Inc.
4230 W. 76th Street
Edina, MN 55435
952/835-5570
www.hamelrep.com

Wyoming – Southwest

R. E. Fitzpatrick Sales, Inc.
4109 West Nike Drive
West Jordan, UT 84088
801/282-0700
kevin@fitzpatricksales.com

Wyoming – North

Clapper Co., Inc.
5528 Holiday Avenue
Billings, MT 59101
406/252-9385
www.clapperco.com

Canada

R. G. Dobbins Sales Ltd.
51 Terecar Drive, Unit 2
Vaughan, ON L4L 0B5
800/565-8515 or
905/264-5465
www.dobbinsales.com
info@dobbinsales.com

Mexico

Sloan de Mexico, S.A. de C.V.
Carretera a los Pinos Km.-1
Ramos Arizpe, Coah.
Mexico, CP 25900
(52) 844/488 0669,
(52) 844/488 0299
guillermo.montemayor@
sloan.com.mx

Puerto Rico

J. A. Short, Inc.
P. O. Box 190951
Hato Rey, PR 00919-0951
787-633-4247
jashort@jashortinc.com