








Sistina™ Rasella 13"x20"  
 Sistina™ Rasella 13"x13"  
 Sistina™ Rasella 7"x7"

Capella Pattern


### AVAILABLE SIZES

|   |  |
|---|--|
|   | 20"x20" Field Tile<br>(Nominal 19.69"x19.69")<br>(Nominal 50x50cm)<br>3/8" Thick     |
|  | 13"x13" Field Tile<br>(Nominal 13.11"x13.11")<br>(Nominal 33.3x33.3cm)<br>3/8" Thick |
|  | 13"x20" Field Tile<br>(Nominal 13.11"x19.69")<br>(Nominal 33.3x50cm)<br>3/8" Thick   |
|  | 7"x7" Field Tile<br>(Nominal 6.5"x6.5")<br>(Nominal 16.5x16.5cm)<br>3/8" Thick       |

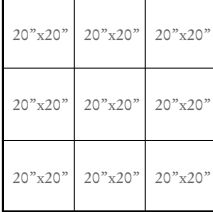
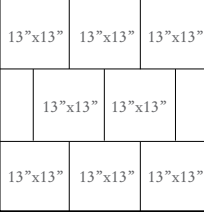
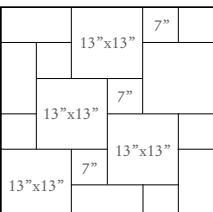
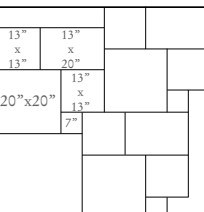
### DECOR

|   |   |
|---|---|
|  | 2"x13" Floor Listello<br>(Nominal 1.97"x13.11")<br>(Nominal 5x33.3cm)<br>3/8" Thick |
|---|---|

### MOSAIC

|   |   |
|---|---|
|  | Mosaic Blend 2" x 2" on<br>13" x 13" mesh<br>(Nominal 13.11"x13.11")<br>(Nominal 33.3x33.3cm)<br>3/8" Thick |
|---|---|

### SUGGESTED PATTERNS

|   |   |
|---|---|
|  |  |
| Grid  | Brickwork Square  |
|  |  |
| Hopscotch   | Capella   |

### COLOR SHADE VARIATION










Variations in color, shade, and texture are inherent in ceramic tile. Several pieces should be examined collectively prior to installation.

Grout Joint Recommendation: Approximately 3/16"

### APPLICATION

Appropriate for interior and exterior floors and walls in freezing and non-freezing temperatures. Porcelain tile floors, like other types of glazed floors, can become slippery when wet. Take extra care when selecting a floor product that will be exposed to conditions such as liquids, grease, or oil. Always follow proper installation methods.


### TECHNICAL SPECIFICATIONS

| TEST NAME   | ASTM TEST   | TEST RESULTS                          |
|---|-------------|---------------------------------------|
|  Abrasion Resistance     | ASTM C-1027 | V<br>Rasella - IV                     |
|  Breaking Strength       | ASTM C-648  | 673 lbs.                              |
|  Chemical Resistance     | ASTM C-650  | Resistant                             |
|  Coefficient of Friction | ASTM C-1028 | Dry Neolite >0.65<br>Wet Neolite 0.65 |
|  Frost Resistance        | ASTM C-1026 | Resistant                             |
|  Scratch Hardness        | MOHS SCALE  | 8                                     |
|  Water Absorption        | ASTM C-373  | 0.09%                                 |



Sistina™ achieves the look reminiscent of Italian travertine in glazed through-body porcelain. The chiseled edge tile is available in four rich colors and four sizes - 7"x7", 13"x13", 13"x20", and 20"x20", which can be used to create a Capella pattern. A 2"x13" listello and a new mosaic blend complete this floor, wall, and counter series.


Sistina™ is LEED certified and has a presence of at least 20% pre-consumer recycled content including mud and rejected unfired material.



Corso 20"x20"



Corso 13"x20"



Corso 13"x13"



Corso 7"x7"



Mucelli 20"x20"



Mucelli 13"x20"



Mucelli 13"x13"



Mucelli 7"x7"



Naziona 20"x20"




Naziona 13"x20"




Naziona 13"x13"




Naziona 7"x7"




Rasella 20"x20"



Rasella 13"x20"



Rasella 13"x13"



Rasella 7"x7"

### DECOR



Floor Listello 2"x13"

### MOSAIC



Mosaic Blend 2" x 2" on 13" x 13" mesh

## COORDINATING DECORATIVE ACCENT IDEAS



Macabi Listello  
4"x12"



Malabar Listello  
4"x12"



Osorno Listello  
4"x12"

### TRIM



Floor SBN 3"x13"