



Mystique™ Piatte 1" x 1" on 12.5" x 12.5" mesh

DISCRIPTION

Iridescent glass allows color and light to be utilized unlike in any other medium. Mystique™, our new glass tile series, captures the special beauty of iridescent glass in a matte finish. Available in both 4.25" x 4.25" tile as well as mosaics in eight colors, Mystique™ is simply striking. This series creates bold or subtle statements, whatever the preference.

AVAILABLE SIZE




4.25"x4.25" Field Tile
(Nominal 4.17" x 4.17")
(Nominal 10.6 x 10.6cm)
5/16" Thick

APPLICATIONS

Appropriate for interior walls and backsplashes and exterior walls and backsplashes in non-freezing temperatures. Not recommended for countertop or floor use. Always follow proper installation methods. Installing glass tile involves some basic procedures that differ from installing ceramic or stone tile. Following these procedures will prevent simple mistakes that could result in the failure of the installation.

*Make sure that glass tile is installed over the proper substrate. This is one of the most important factors in ensuring a good installation. When cutting glass, it is recommended to use a supreme diamond blade designed for chip free cutting of glass (wet only).

MOSAIC




1" x 1" on 12.5" x 12.5" mesh
(Nominal 12.68" x 12.68")
(Nominal 32.2 x 32.2cm)
5/16" Thick

Approved substrate surfaces:
Fully cured concrete substrate
Properly installed cement backerboard

Do not install glass tile on: Particleboard, Chipboard, Masonite, Press wood, Plywood, Asbestos boards

To avoid adversely affecting the color of glass tile, white thin set is required for all installations. Glass tile must have a minimum of 1/8" grout joint and should not be butt set. To ensure adequate coverage and full contact to the tile it is recommended to lightly back butter the tile. Back buttering is required for semi-transparent glass tile. Use a glass cleaner and a soft lint free cloth for cleaning glass tile. To remove soap scum or water deposits, use a minimally abrasive cleanser and soft bristle brush.




Canoa 4.25" x 4.25"



Cuore 4.25" x 4.25"



Oblo 4.25" x 4.25"



Oni 4.25" x 4.25"



Piatte 4.25" x 4.25"



Quadri 4.25" x 4.25"



Rigi 4.25" x 4.25"




Tubone 4.25" x 4.25"

MOSAICS




Canoa
1" x 1" on
12.5" x 12.5" Mesh




Cuore
1" x 1" on
12.5" x 12.5" Mesh




Oblo
1" x 1" on
12.5" x 12.5" Mesh




Oni
1" x 1" on
12.5" x 12.5" Mesh




Piatte
1" x 1" on
12.5" x 12.5" Mesh



Quadri
1" x 1" on
12.5" x 12.5" Mesh



Rigi
1" x 1" on
12.5" x 12.5" Mesh



Tubone
1" x 1" on
12.5" x 12.5" Mesh