








Pamplona™ Rigoletto 20”x 20”


AVAILABLE SIZES

	20”x 20” Field Tile (Nominal 19.69”x 19.69”) (Nominal 50 x 50cm) 3/8” Thick
	10”x 20” Field Tile (Nominal 19.69”x 19.69”) (Nominal 50 x 50cm) 3/8” Thick
	13”x13” Field Tile (Nominal 13.11”x 13.11”) (Nominal 33.3 x 33.3 cm) 3/8” Thick

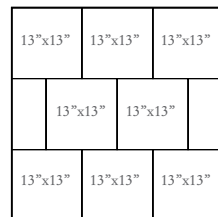
DECORS

	4”x13” Floor Listello (Nominal 3.94”x 13.11”) (Nominal 10x 33.3cm) 3/8” Thick
	4”x 4” Floor Listello Corner (Nominal 3.94”x 3.94”) (Nominal 10x 10cm) 3/8” Thick

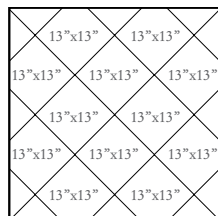
MOSAIC

	Mosaic Blend 1” x 1” on 13” x 13” mesh (Nominal 13”x 13”) (Nominal 33 x 33cm) 3/8” Thick
---	--

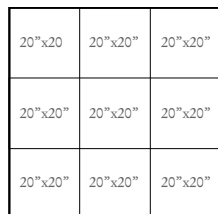
SUGGESTED PATTERNS



Offset



Diamond



Grid

COLOR SHADE VARIATION










Variations in color, shade, and texture are inherent in ceramic tile. Several pieces should be examined collectively prior to installation.

Grout Joint Recommendation: Approximately 3/16”

APPLICATION

Appropriate for interior and exterior floors and walls in freezing and non-freezing temperatures. Porcelain tile floors, like other types of glazed floors, can become slippery when wet. Take extra care when selecting a floor product that will be exposed to conditions such as liquids, grease, or oil. Always follow proper installation methods.

TECHNICAL SPECIFICATIONS

TEST NAME	ASTM TEST	TEST RESULTS
 Abrasion Resistance	ASTM C-1027	IV
 Breaking Strength	ASTM C-648	510 lbs.
 Chemical Resistance	ASTM C-650	Resistant
 Coefficient of Friction	ASTM C-1028	Dry Neolite >0.65 Wet Neolite 0.63
 Frost Resistance	ASTM C-1026	Resistant
 Scratch Hardness	MOHS SCALE	7
 Water Absorption	ASTM C-373	.25%

Pamplona™'s subtle graphics beautifully duplicate natural stone in glazed porcelain.

Its three versatile sizes help make an impactful statement in both residential and commercial applications.

DECORS




Floor Listello 4"x 13"



Floor Listello Corner 4"x 4"

MOSAIC



Pamplona Mosaic Glass Patten Blend
1" x 1" on 13" x 13" mesh



Fidelio 20"x 20"



Fidelio 10"x 20"



Fidelio 13"x 13"



Rigoletto 20"x 20"



Rigoletto 10"x 20"



Rigoletto 13"x 13"



Traviata 20"x 20"



Traviata 10"x 20"



Traviata 13"x 13"

COORDINATING DECORATIVE ACCENT IDEAS



Lucente Mosaic Soft Mauve
1" x 1" on 12 3/4" x 12 3/4" mesh



Lario Listello (Trav Waterjet Honed)
4"x12"



Scelto Listello (Petite Impressions Tumbled Mosaic)
4"x 12"

TRIM



Floor/ Wall SBN 3"x13"



Cove Base
6"x13"



Cove Base
Corner Out
1"x6"