



Odyssey™ Noce 20" x 20"

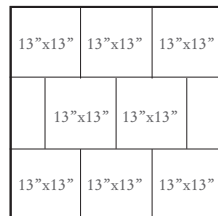
AVAILABLE SIZES

| | |
|--|--|
| | 20" x 20" Field Tile (Nominal 19.7"x19.7") (Nominal 50 x 50cm) 3/8" Thick |
| | 13" x 13" Field Tile (Nominal 13"x13") (Nominal 33x 33cm) 3/8" Thick |

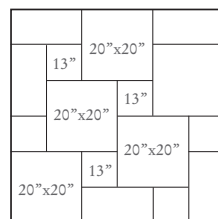
DECORS

| | |
|--|---|
| | 2" x 13" Floor Listello (Nominal 1.8"x13") (Nominal 4.5 x 33cm) 3/8" Thick |
| | 2" x 2" Floor Listello Corner/Dot (Nominal 1.8"x1.8") (Nominal 4.5 x 4.5 cm) 3/8" Thick |

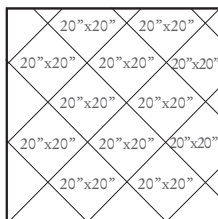
SUGGESTED PATTERNS



Offset



Hopscotch



Diamond

COLOR SHADE VARIATION



Variations in color, shade, and texture are inherent in ceramic tile. Several pieces should be examined collectively prior to installation.

Grout Joint Recommendation: Approximately 3/16"

APPLICATION

Appropriate for interior and exterior floors and walls in non-freezing temperatures. Ceramic tile floors, like other types of glazed floors, can become slippery when wet. Take extra care when selecting a floor product that will be exposed to conditions such as liquids, grease, or oil. Always follow proper installation methods.

TECHNICAL SPECIFICATIONS

| TEST NAME | ASTM TEST | TEST RESULTS |
|-------------------------|-------------|--|
| Abrasion Resistance | ASTM C-1027 | III |
| Breaking Strength | ASTM C-648 | 287 lbs. |
| Chemical Resistance | ASTM C-650 | Resistant |
| Coefficient of Friction | ASTM C-1028 | Dry Neolite ≥ 0.65 Wet Neolite ≥ 0.65 |
| Frost Resistance | ASTM C-1026 | Not Resistant |
| Scratch Hardness | MOHS SCALE | 6.5 |
| Water Absorption | ASTM C-373 | 3.17% |

Odyssey™, an exceptional value, features an attractive travertine look in warm colors.



Beige 20" x20"



Beige 13" x13"



Oro 20" x20"



Oro 13"x13"



Noce 20" x20"



Noce 13"x13"



Cafe 20" x20"



Cafe 13"x13"

DECORS



Floor Listello 2"x13"



Floor Listello Corner 2"x2"

COORDINATING DECORATIVE ACCENT IDEAS



Marble Ancient Tumbled Crema Marfil Mosaic
2" x 2" on 12" x 12" mesh



Trav Ancient Tumbled Oro Mosaic
2" x 2" on 12" x 12" mesh



Trav Ancient Tumbled Mocha Mosaic
2" x 2" on 12" x 12" mesh

TRIM



Floor SBN 3"x13"

