






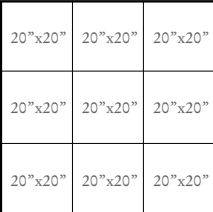
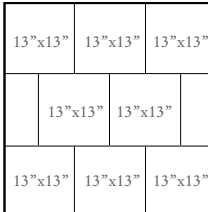
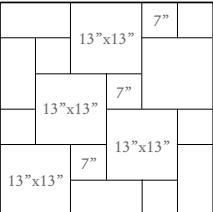
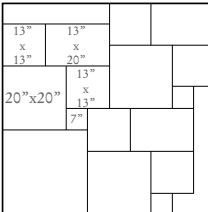


Bombay™ Salsette 20" x 20"
 Bombay™ Salsette 13" x 20"
 Bombay™ Salsette 7" x 7"

AVAILABLE SIZES

	20"x20" Field Tile (Nominal 19.7" x 19.7") (Nominal 50 x 50cm) 1/3" Thick
	13"x20" Field Tile (Nominal 12.9" x 19.7") (Nominal 33 x 50cm) 1/3" Thick
	13"x13" Field Tile (Nominal 12.9" x 12.9") (Nominal 33 x 33cm) 1/3" Thick
	7"x20" Field Tile (Nominal 6.5" x 19.7") (Nominal 16.48 x 50cm) 1/3" Thick
	7"x7" Field Tile (Nominal 6.5" x 6.5") (Nominal 16.48 x 16.48cm) 1/3" Thick

SUGGESTED PATTERNS

	
Grid	Brickwork Square
	
Hopscotch	Capella

COLOR SHADE VARIATION










Variations in color, shade, and texture are inherent in ceramic tile. Several pieces should be examined collectively prior to installation.

Grout Joint Recommendation: Approximately 3/16"

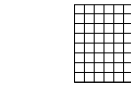
APPLICATION

Appropriate for interior and exterior floors and walls in non-freezing temperatures. Ceramic tile floors, like other types of glazed floors, can become slippery when wet. Take extra care when selecting a floor product that will be exposed to conditions such as liquids, grease, or oil. Always follow proper installation methods.


TECHNICAL SPECIFICATIONS

TEST NAME	ASTM TEST	TEST RESULTS
 Abrasion Resistance	ASTM C-1027	N/A
 Breaking Strength	ASTM C-648	N/A
 Chemical Resistance	ASTM C-650	Resistant
 Coefficient of Friction	ASTM C-1028	Dry Neolite ≥0.60 Wet Neolite ≥0.60
 Frost Resistance	ASTM C-1026	Resistant
 Scratch Hardness	MOHS SCALE	8
 Water Absorption	ASTM C-373	≤.5%

MOSAIC

	2" x 2" Mosaic Blend on 13" x 13" mesh (Nominal 12.99" x 12.99" mesh) (Nominal 33 x 33cm) 1/3" Thick
--	--

Bombay™ authentically simulates slate with the right amount of depth in four striking colors. The complete line comes in five popular sizes of 7 x 7, 7 x 20, 13 x 13, 13 x 20 and 20 x 20.



Kalva 20"x20"



Kalva 13"x13"



Kalva 13"x 20"




Kalva 7"x 7"



Kalva 7"x 20"



Salsette 20"x20"



Salsette 13"x13"



Salsette 13"x 20"




Salsette 7"x 7"



Salsette 7"x 20"



Thane 20"x20"



Thane 13"x13"



Thane 13"x 20"



Thane 7"x 7"



Thane 7"x 20"



Vasai 20"x20"




Vasai 13"x13"



Vasai 13"x 20"




Vasai 7"x7"



Vasai 7"x 20"

MOSAIC

COORDINATING DECORATIVE ACCENT IDEAS




2"x 2" Mosaic Blend
on 13"x 13" mesh




Rivera Pebbles Gold
12"x12" mesh



Rivera Pebbles Terracotta
12"x12" mesh



Rivera Pebbles Black
12"x12" mesh



Rivera Pebbles 4-Color Blend
12"x12" mesh

TRIM



Floor SBN 3"x13"



Cove Base
6"x13"



Cove base
Corner Out
1"x6"