

C O N T I N E N T A L R U S T I C S

Ash Creek™



Glazed Floor/Wall Tile



Ash Creek™

- Rustic stone look.
- Variety of accent options for both floor and wall.
- Coordinating floor and wall tile.
- Floor tile has a lightly chiseled edges.

Wall Field Tile



Almond AS01



Walnut AS02

Floor Field Tile



Almond AS01



Walnut AS02

Decorative Tile



Almond AS01 Wall Accent Cutout 9" x 12" *



Walnut AS02 Wall Accent Cutout 9" x 12" *



Almond AS01 Flora Wall Accent/Insert 3" x 3" *



Walnut AS02 Flora Wall Accent/Insert 3" x 3" *



Almond AS01 Lindey Wall Accent/Insert 3" x 3" *



Walnut AS02 Lindey Wall Accent/Insert 3" x 3" *

* 3" x 3" Inserts coordinate with 9" x 12" cutout wall accents, which are sold without inserts.



Almond AS01 Flora Wall Accent 4" x 9"



Walnut AS02 Flora Wall Accent 4" x 9"



Almond AS01 Lindey Wall Accent 3" x 9"



Walnut AS02 Lindey Wall Accent 3" x 9"

Decorative Floor Tile



Almond AS01 Floor Border 3" x 12"



Walnut AS02 Floor Border 3" x 12"

Coordinating Tile: Lyndhurst Mosaics



Millstone Blend LH02



Woodland Blend LH01



Meadow Blend LH03

SIZES



18" x 18" Field Tile
(17 3/4" x 17 3/4" nominal)
(45.2 cm x 45.2 cm nominal)



12" x 12" Field Tile
(11 13/16" x 11 13/16" nominal)
(30.0 cm x 30.0 cm nominal)



9" x 12" Wall Tile / Accent *
(8 15/16" x 11 15/16" nominal)
(22.7 cm x 30.3 cm nominal)



3" x 3" Wall Accent/Insert *
(2 15/16" x 2 15/16" nominal)
(7.5 cm x 7.5 cm nominal)



6" x 6" Wall Tile
(6" x 6" nominal)
(15.2 cm x 15.2 cm nominal)



3" x 9" Wall Accent
(2 3/4" x 8 7/8" nominal)
(7.0 cm x 22.5 cm nominal)



4" x 9" Wall Accent
(3 7/8" x 8 7/8" nominal)
(9.8 cm x 22.5 cm nominal)



3" x 12" Floor Border
(2 15/16" x 11 7/8" nominal)
(7.5 cm x 30.2 cm nominal)

* 3" x 3" Inserts coordinate with 9" x 12" cutout wall accents, which are sold without inserts.

TRIM

Bullnose
P43C9
3" x 12"



Quarter Round
A106
1" x 6"



Bullnose
S4309
3" x 9"



Quarter Round Corner
UC106
1" x 1"



Bullnose Corner
SN4309
3" x 3"



Bullnose
S4269
2" x 6"



Mudcap
A4200
2" x 6"



Bullnose Out Corner
SN4269
2" x 2"



Mudcap Corner
AN4200
2" x 2"



Counter Rail
26CRWL
2" x 6"



Counter Rail Corner
22CRCN
2" x 2"



Shade Variation: High

Tile Thickness: 5/16" Recommended Grout Joint: Floor - 3/16", Wall - 1/16"

information

applications

Floor	Light		
	Residential	Commercial	Commercial
Floors†	X	X	X
Walls/Backsplashes	X	X	X
Countertops	X	X	X
Pool Linings			

Wall	Light		
	Residential	Commercial	Commercial
Floors*	X*		
Walls/Backsplashes*	X	X	X
Countertops	X	X	X
Pool Linings			

* Wall field tile suitable for residential bathrooms that are not subject to outside foot traffic. Wall accents suitable for wall use only.

† Water, oil, grease etc. create slippery conditions. Floor applications with exposure to these conditions require extra caution in product selection.

- For additional information, refer to "Factors to Consider" at www.americanolean.com/ResidentialFactors
- Suitable for exterior walls in non-freezing climates when proper installation methods are followed
- Not for use on ramps

price structure

Preferred

Preferred

Stylish and elegant looks. Each tile is created through traditional firing processes and glaze techniques.

Premium

Sophisticated visuals and detailed surfacing. A process of multiple glazes results in an attractive, cultured surface.

Premier

Inherent visual color and depth. A complex process of design brings out the rich, more upscale texture and look of elegant porcelain as well as a variety of other tiles.

Prestige


Natural characteristics and realistic attributes. Captures the inherent beauty of natural stone. Highly complex design techniques are also applied to rich porcelains, unique glasses and other materials to create surfaces with distinctive physical and natural qualities.

performance characteristics


	C.O.F. Wet	C.O.F. Dry	Moisture Absorption	Breaking Strength	MOH's	Abrasion Resistance	Chemical Resistance
Floor	≥0.60	≥0.70	<3.5%	<250 lbs.	8.0	4	Resistant
Walls	≥0.50	≥0.80	<20%	>100-230 lbs.	4.0-6.5	4	Resistant

Abrasion Resistance Application Classifications ISO 10545-7

- 1 Light Residential
- 2 Heavy Residential
- 3 Light Commercial
- 4 Heavy Commercial


 This tile meets or exceeds ANSI A137.1 standards

patterns



Grid

45 pcs. per 100 s/f 18" x 18" 100%
- or -
100 pcs. per 100 s/f 12" x 12" 100%



Diamond

48 pcs. per 100 s/f 18" x 18" 100%
- or -
100 pcs. per 100 s/f 12" x 12" 100%

* Dark lines indicate repeat

cleaning procedures

- Remove loose dust and dirt with a damp cloth or a sponge
- Use a neutral, non-abrasive cleaner suitable for ceramic tile
- Remove cleaning solution with a clean, damp sponge or mop

special notes

Since there is shade variation in all fired ceramic products, the tile and trim supplied for your particular installation may not match these samples. Final selection should be made from actual tiles and trim and not from tile and trim samples or color reproductions.