



Vesale Stone  
glazed porcelain tile

Floor: Sand 10"x 20" - 20"x20" Wall: 10"x20"

# Vesale Stone

## Sand



Rich tonal ranges and dramatic streaks suggest the natural layers and clefing of natural slate while the surface remains flat and easy to clean.

A final granular frit application enhances slip resistance and textural appeal.





# Vesale Stone

## Rust



The simpler, organic look of refined slates found in the ancient hills of Italy are captured in glazed porcelain and transported for modern dwellings and public areas.



Floor: Rust 20"x 20" Wall: Rust 10"x20"



# Vesale Stone

## Moss



Modulars, mosaics in three incremental sizes and trim cut from field tile expand the functionality and design capabilities of this intriguing, touch-to-believe series.





Floor: Moss 6½"x6½" - 13"x13" - Mosaic 13"x13" (2"x2" Square) Wall: Moss 6½"x6½" - Mosaic 13"x13" (2"x2" Square)



# Vesale Stone

## Smoke



Modern, fresher, clearer earthtones in beige, brown, grey and green with straight edges banish conventionality.





Floor: Smoke 6½"x6½" - 13"x13"



# Vesale Stone

floor and wall tile - glazed porcelain tile




**Sand**



**Rust**



**UF2S** Sand  
20"x20"



**UF2J** Sand  
10"x20"



**UF2C** Sand  
6½"x6½"



**UF2N** Sand  
13"x13"



**UF2R** Rust  
20"x20"



**UF2H** Rust  
10"x20"



**UF2B** Rust  
6½"x6½"



**UF2M** Rust  
13"x13"




**UF26** Sand  
Mosaic - Square 2"x2"  
13"x13"




**UF22** Sand  
Mosaic - Square 1"x1"  
13"x13"



**UF3A** Sand  
Mosaic - Diamond 2"x3½"  
13"x13"



**UF25** Sand  
Mosaic - Square 2"x2"  
13"x13"

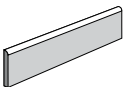


**UF2Z** Sand  
Mosaic - Square 1"x1"  
13"x13"

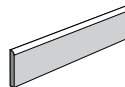


**UF29** Sand  
Mosaic - Diamond 2"x3½"  
13"x13"

## Trims



**UF2W** Sand  
SBN  
3"x13"




**UF2V** Rust  
SBN  
3"x13"

## ASTM Test Results

Technical Characteristics	ASTM Test Results	ASTM Test Methods
Water Absorption	≤ 0.50%	C373
Frost Resistance	Resistant	C1026
Scratch Resistance	7	MOHS Scale
Breaking Strength	≥ 500 lbs. (227 kg)	C648
Facial Dimension	≤ 3% from nominal	C499
Nominal Thickness	≤ 0.04 in. (1mm)	C499
Wedging (squareness)	≤ 1%	C502
Warpage (flatness)	≤ 1% any Edge	C485
Dry Coefficient of Friction	≥ 0.80	C1028
Wet Coefficient of Friction	≥ 0.60	C1028
Durability Classification*	Class 4	C1027

\* Durability Classification / Suggested Applications

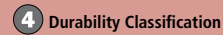
Class 4 Moderate / Heavy traffic. Tile suggested for residential, medium commercial and light institutional floor and wall applications



Wall Tile



Field Tile



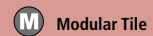
4 Durability Classification



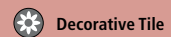
0.6 C.O.F. (Wet)



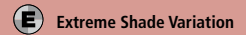
0.8 C.O.F. (Dry)



Modular Tile



Decorative Tile



E Extreme Shade Variation



Trim Available



Frost Resistant



Meets ADA Recommendations



**Moss**



**Smoke**



**UF2Q** Moss  
20"x20"



**UF2G** Moss  
10"x20"



**UF2A** Moss  
6½"x6½"



**UF2L** Moss  
13"x13"



**UF2T** Smoke  
20"x20"



**UF2K** Smoke  
10"x20"



**UF2D** Smoke  
6½"x6½"



**UF2P** Smoke  
13"x13"



**UF24** Moss  
Mosaic - Square 2"x2"  
13"x13"




**UF2Y** Moss  
Mosaic - Square 1"x1"  
13"x13"



**UF28** Moss  
Mosaic - Diamond 2"x3½"  
13"x13"



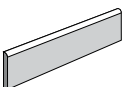
**UF27** Smoke  
Mosaic - Square 2"x2"  
13"x13"



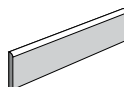
**UF23** Smoke  
Mosaic - Square 1"x1"  
13"x13"




**UF3B** Smoke  
Mosaic - Diamond 2"x3½"  
13"x13"




**UF2U** Moss  
SBN  
3"x13"



**UF2X** Smoke  
SBN  
3"x13"

	Sizes	Pcs	Sq. Ft.	Weight (lbs.)	Thickness
Modular Tile	6½" x 6½"	32	9.38	42	0.394
Field Tile	13" x 13"	13	15.52	73	0.394
Field Tile	10" x 20"	10	13.46	64	0.413
Field Tile	20" x 20"	6	16.15	79	0.413
Mosaic-Square 1"x1"	13" x 13"	10		33	Compatible
Mosaic-Square 2"x2"	13" x 13"	10		39	Compatible
Mosaic-Diamond 2"x3½"	13" x 13"	10		45	Compatible
SBN	3" x 13"	20		22	Compatible

	Sizes	Ctn	Sq. Ft.	Weight (lbs.)
Modular Tile	6½" x 6½"	51	478.38	2142
Field Tile	13" x 13"	38	589.76	2774
Field Tile	10" x 20"	28	376.88	1792
Field Tile	20" x 20"	24	387.60	1896



American Marazzi Tile, Inc.  
Headquarters & Manufacturing Plant

359 Clay Road  
Sunnyvale, Texas 75182

Telephone  
972.226.0110  
Fax  
972.226.5629

[www.marazzitile.com](http://www.marazzitile.com)  
[contact@marazzitile.com](mailto:contact@marazzitile.com)

Vesale Stone is available nationwide.  
To locate your nearest Distributor call  
American Marazzi Tile Customer Service  
or visit [www.marazzitile.com](http://www.marazzitile.com)

DISTRIBUTED BY:

Color and other aesthetic features shown are as close as the limitation of the printing process will allow. We have tried to make this brochure as comprehensive and factual as possible. We reserve the right, however, to make changes at any time, without notice, in colors, materials, packaging, specifications and availability. Since some information may have been updated since time of printing, please check with American Marazzi Tile Customer Service for details.