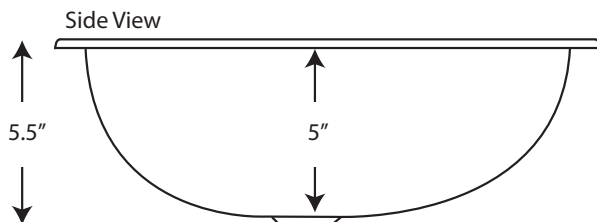
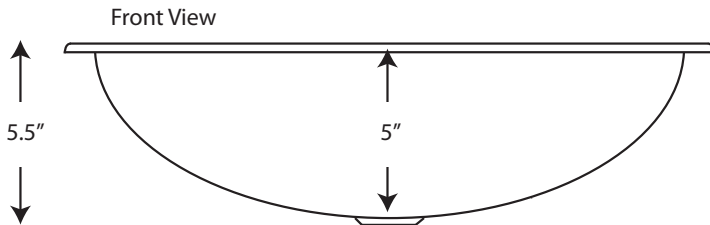
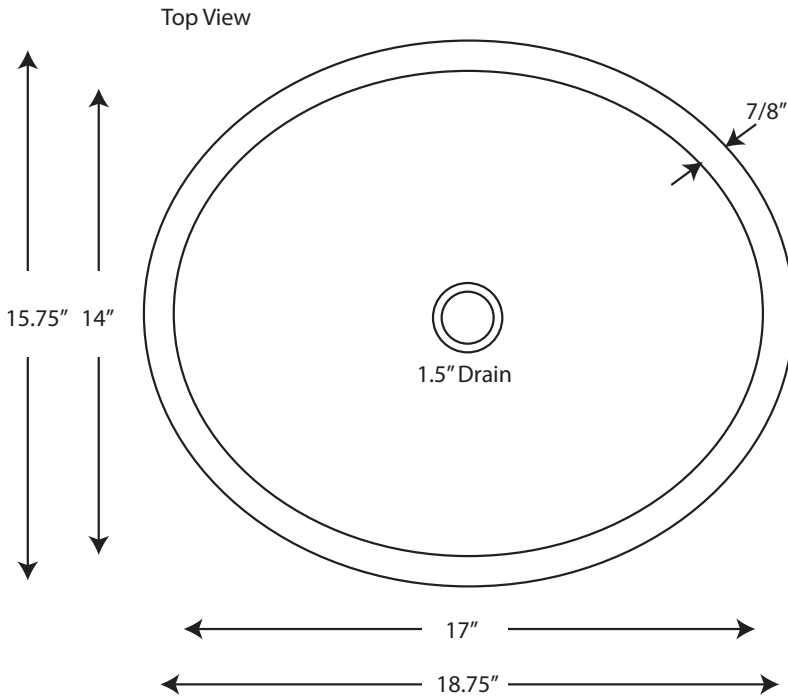


# SPECIFICATIONS

## Calabash



### FEATURES

- \* 18.75" x 15.75" x 5.5" OD
- \* 17" x 14" x 5" ID
- \* Hand hammered 18 gauge copper
- \* 1.5" drain opening
- \* Dimensions are not exact and may vary  $\pm 1/2"$

### FINISHES

- \* Antique - CPS267
- \* Brushed Nickel - CPS567

### INSTALLATION

- \* Lavatory
- \* Universal Mount

### COORDINATING ACCESSORIES

- \* Drains: DR120, DR150 or DR160

### STANDARDS COMPLIANCE

- \* IAPMO Listed / cUPC

### IMPORTANT

Due to the handcrafted nature of this product, it will vary in finish, texture, hammering, and other details. Dimensions may vary up to 1/2". We strongly recommend that you wait for the actual product before making any installation cuts.