

GLAZED PORCELAIN

DELMONOCO™

with REVEAL IMAGING™



 **daltile**[®]
DESIGN WITH CONFIDENCE™

DEL MONOCO™

with REVEAL IMAGING™

GLAZED PORCELAIN



floor • wall • countertop

Bask in the unparalleled potential of Daltile's Del Monoco™. Make any design come to life with the immense modular design possibilities of this dramatic floor and wall collection. Featuring a beautiful stone visual with unique shade variation in four warm colors, Del Monoco™ glazed porcelain tile is sophisticated and beautiful. The rounded edges express an elegant, remarkable quality that ushers the beauty of natural stone into any home or commercial environment.



Photo features Carmina Beige 20 x 20 in a diamond pattern.

DEL MONOCO™

with REVEAL IMAGING™

GLAZED PORCELAIN

floor • wall • countertop

Field Tile



CARMINA BEIGE DM90



ADRIANA ROSSO DM91



TATIANA NOCE DM92



LEONA GRIGIO DM93

Wall Decorative Accents



CARMINA BEIGE DM90
3-1/4 x 6-1/2 Decorative Accent



ADRIANA ROSSO DM91
3-1/4 x 6-1/2 Decorative Accent



TATIANA NOCE DM92
3-1/4 x 6-1/2 Decorative Accent



LEONA GRIGIO DM93
3-1/4 x 6-1/2 Decorative Accent



CARMINA BEIGE DM90
6-1/2 x 6-1/2 Decorative Accent



ADRIANA ROSSO DM91
6-1/2 x 6-1/2 Decorative Accent



TATIANA NOCE DM92
6-1/2 x 6-1/2 Decorative Accent



LEONA GRIGIO DM93
6-1/2 x 6-1/2 Decorative Accent

DEL MONOCO™

with REVEAL IMAGING™

GLAZED PORCELAIN

floor • wall • countertop

Floor/Wall Decorative Border



CARMINA BEIGE DM90
3 x 13 Decorative Border



ADRIANA ROSSO DM91
3 x 13 Decorative Border



TATIANA NOCE DM92
3 x 13 Decorative Border




LEONA GRIGIO DM93
3 x 13 Decorative Border

Backsplash Design Ideas



Backsplash consists of 6-1/2 x 6-1/2 field tile in Adriana Rosso and Carmina Beige with 6-1/2 x 6-1/2 decorative accents in Carmina Beige.

Pattern Ideas



ALTERNATING
VERTICAL



HOPSCOTCH



CHECKERBOARD

SIZES

		SQ.FT. CARTON	PCS. PER CARTON
20 x 20 Field Tile	(19-3/4" x 19-3/4") (50.0 cm x 50.0 cm)	16.56	6
13 x 20 Field Tile	(13-1/8" x 19-3/4") (33.3 cm x 50.0 cm)	12.90	7
13 x 13 Field Tile	(13-1/8" x 13-1/8") (33.3 cm x 33.3 cm)	14.77	12
6-1/2 x 6-1/2 Field Tile	(6-7/16" x 6-7/16") (16.5 cm x 16.5 cm)	12.19	40
3-1/4 x 6-1/2 Field Tile	(3-1/4" x 6-7/16") (8.2 cm x 16.5 cm)	7.62	50
3 x 13 Decorative Border	(3-1/4" x 13-1/8") (8.2 cm x 33.3 cm)	--	10
6-1/2 x 6-1/2 Wall Decorative Accent	(6-7/16" x 6-7/16") (16.5 cm x 16.5 cm)	--	6
3-1/4 x 6-1/2 Wall Decorative Accent	(3-1/4" x 6-7/16") (8.2 cm x 16.5 cm)	--	12
3 x 3 Mosaic (Mesh-mounted on 13 x 13 sheet)	(Sheet 13-1/8" x 13-1/8") (Sheet 33.3 cm x 33.3 cm)	11.08	9

RESIDENTIAL USAGE

FLOORS	WALLS	COUNTERTOPS	EXTERIOR PATIOS	EXTERIOR POOL DECKS
F	W	C	EP	ED




Suitable for exterior floors (excluding pool decks) and walls in freezing and non-freezing climates when proper installation methods are followed.

COMMERCIAL USAGE

	INTERIOR			EXTERIOR	
	RESIDENTIAL	LIGHT COMMERCIAL	COMMERCIAL	RESIDENTIAL	COMMERCIAL
Floors/Patios	✓	✓	✓	✓	
Walls/Backsplashes	✓	✓	✓	✓	✓
Countertops	✓	✓	✓	✓	✓
Pool Decking					
Pool Linings	✓	✓	✓	✓	✓

Suitable for exterior walls in freezing and non-freezing climates when proper installation methods are followed.

TRIM

	TYPE	NUMBER	SIZE	PCS. PER CARTON
	Bullnose	S-43E9	3 x 13	28
	Cove Base	S-36E9T	6 x 13	30
	Cove Base Corner	SC-36E9T	1 x 6	15

SHADE VARIATION



RANDOM (V4)

Extreme color and texture variation from tile to tile and within each tile; a random look.

INSTALLATION

THICKNESS	GROUT JOINT RECOMMENDATION
5/16"	3/16" Floor

SLIP RESISTANCE (WET) : 3

The higher the rating, the higher the slip resistance.

1 < .50

2 .50 - .59

3 ≥ .60

TEST RESULTS

	ASTM#	RESULT
Water Absorption	C373	< 0.5%
Breaking Strength	C648	> 400 lbs
Scratch Hardness	MOHS	8.0
Chemical Resistance	C650	Resistant
Coefficient of Friction	C1028	Wet: ≥ 0.60 Dry: ≥ 0.70
Abrasion Resistance	C1027	4

NOTES

Use of a latex modified thin-set is recommended for installation.

Special care needs to be given when installing tiles 20" and larger. Please refer to www.daltile.com/LargeTiles for information.

Strong random shading enhances the natural beauty of this product. To achieve optimal results, tile should be selected from multiple cartons and shading arrangement planned prior to installation.

Since there are variations in all fired ceramic products, the tile and trim supplied for your particular installation may not match these samples. Final color selection should be made from actual tiles and trim and not from tile and trim samples or color reproductions. Manufactured in accordance with ANSI A137.1 standards.

For additional information refer to "Factors to Consider" at: www.daltile.com/CommercialFactors

Water, oil, grease etc. create slippery conditions. Floor applications with exposure to these conditions require extra caution in product selection.

Not for use on ramps.

DEL MONOCO™

with REVEAL IMAGING™

GLAZED PORCELAIN



floor • wall • countertop



daltile
greenworks™
ENVIRONMENTAL LEADERSHIP THAT WORKS

By their very design, Daltile products can help make it easier for you to earn LEED™ points and/or points towards many industry leading green home building programs. From using recycled material content to establishing manufacturing facilities within 500 miles of your project, we help ensure you don't have to compromise your design to be environmentally conscious. For detailed information, visit daltilegreenworks.com.



REVEAL
IMAGING™



EXTERIOR
PRODUCT

CERTIFIED
PORCELAIN
TILE
0.5% or less water absorption



7834 C. F. Hawn Freeway | Dallas, TX 75217 | 214.398.1411 800.933.TILE
For more information about Daltile products and services, visit our website at daltile.com

©2012 Dal-Tile Corporation (5/12) SDDTMONOCO