


GLAZED PORCELAIN

CASTLE DE VERRE™



 **daltile**[®]
DESIGN WITH CONFIDENCE™



CASTLE DE VERRE™

GLAZED PORCELAIN

floor • wall • countertop

Field Tile




TURRET BEIGE CV10



CHALICE GOLD CV11



GREY STONE CV12



REGAL ROUGE CV13

Wall Tile



TURRET BEIGE CV10



CHALICE GOLD CV11



GREY STONE CV12



REGAL ROUGE CV13

CASTLE DE VERRE™

GLAZED PORCELAIN

Decorative Wall Accents



TURRET BEIGE CV10
3 x 13 Wall Accent



CHALICE GOLD CV11
3 x 13 Wall Accent



GREY STONE CV12
3 x 13 Wall Accent



REGAL ROUGE CV13
3 x 13 Wall Accent



TURRET BEIGE CV10
6-1/2 x 6-1/2 Wall Insert



CHALICE GOLD CV11
6-1/2 x 6-1/2 Wall Insert



GREY STONE CV12
6-1/2 x 6-1/2 Wall Insert



REGAL ROUGE CV13
6-1/2 x 6-1/2 Wall Insert

Decorative Floor/Wall Accents



40 x 40 UNIVERSAL MEDALLION



3 x 13 UNIVERSAL ACCENT STRIP



SIZES

		SQ.FT. CARTON	PCS. PER CARTON
20 x 20 Field Tile	(20.157" x 20.157") (51.2 cm x 51.2 cm)	14.10	5
13 x 13 Field Tile	(13-1/4" x 13-1/4") (34 cm x 34 cm)	13.77	11
6-1/2 x 6-1/2 Field Tile	(6-1/2" x 6-1/2") (17 cm x 17 cm)	13.77	44
10 x 13 Wall Tile	(9-13/16" x 12-13/16") (25.0 cm x 32.5 cm)	13.13	15
10 x 13 Wall Decorative Accent	(9-13/16" x 12-13/16") (25.0 cm x 32.5 cm)	--	6
6-1/2 x 6-1/2 Wall Insert	(6-7/16" x 6-7/16") (16.4 cm x 16.4 cm)	--	10
3 x 13 Universal Accent Strip	(2-15/16" x 12-13/16") (7.5 cm x 32.5 cm)	--	13
3 x 3 Mosaic (Mesh-mounted)	(Sheet 13-1/8" x 13-1/8") (Sheet 33.3 cm x 33.3 cm)	8.35	7
40 x 40 Medallion (Four 20" x 20" pieces form one medallion)	(40.3" x 40.3") (102.32 cm x 102.32 cm)	--	1

RESIDENTIAL USAGE

FLOORS	WALLS	COUNTERTOPS	EXTERIOR PATIOS	EXTERIOR POOL DECKS
F	W*	C	EP	ED

* Wall accents suitable for wall use only.

COMMERCIAL USAGE

	INTERIOR			EXTERIOR	
	RESIDENTIAL	LIGHT COMMERCIAL	COMMERCIAL	RESIDENTIAL	COMMERCIAL
Floors/Patios	✓	✓	✓	✓	
Walls/Backsplashes	✓	✓	✓	✓	✓
Countertops	✓	✓	✓	✓	✓
Pool Decking					
Pool Linings	✓	✓	✓	✓	✓

Suitable for exterior walls in freezing and non-freezing climates when proper installation methods are followed.

NOTES

Since there are variations in all fired ceramic products, tile and trim supplied for your particular installation may not match these samples. Final color selection should be made from actual tiles and trim and not from tile and trim samples or color reproductions. Manufactured in accordance with ANSI A137.1 standards.










Water, oil, grease, etc. create slippery conditions. Floor applications with exposure to these conditions require extra caution in product selection. Not for use on ramps.

For additional information, refer to "Factors to Consider" at <http://daltile.com/factors-to-consider.cfm>.

Use of a modified thin-set is recommended for installation.

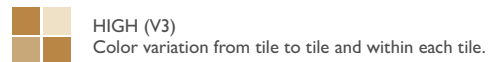
Special care needs to be given when installing tiles 20" and larger. Please refer to www.daltileproducts.com/LargeTiles for information.

TRIM

	TYPE	NUMBER	SIZE	PCS. PER CARTON
	Bullnose	S-43E9	3 x 13	30
	Bullnose	S-4310	3 x 10	24
	Bullnose	SN-4310	3 x 3	4
	Cove Base*	S-36E9T	6 x 13	30
	Cove Base Corner	SC-36E9T	1 x 6	15
	Quarter Round	A-106E	1 x 6	152
	Quarter Round Corner	UC-106E	1 x 1	40
	Counter/Chair Rail	26CR	2 x 6	36
	Counter Rail Corner	22CRC	2 x 2	24

* Cove Base trim is intended to coordinate with floor field tile in the standard 90-degree installation position.

SHADE VARIATION



INSTALLATION

THICKNESS	GROUT JOINT RECOMMENDATION
5/16", 3/8" (20" x 20" Tile)	3/16"

DYNAMIC C.O.F. (WET) : 2

The higher the rating, the higher the slip resistance.

1 < .42

2 ≥ .42

STATIC C.O.F. (WET) : 3

1 < .50

2 .50 - .59

3 ≥ .60

TEST RESULTS

	ASTM#	FLOOR RESULT
Water Absorption	C373	< 0.5%
Breaking Strength	C648	> 300 lbs
Scratch Hardness	MOHS	8.0
Chemical Resistance	C650	Resistant
Dynamic C.O.F.	A137.1	≥ 0.42
Static C.O.F.	C1028	Wet: ≥ 0.60 Dry: ≥ 0.75
Abrasion Resistance	C1027	4

Dynamic C.O.F. (Wet) value as measured by the DCOF AcuTest™ helps to assess a products suitability for a commercial environment. For more information, visit our website at www.daltile.com/DCOF.

CASTLE DE VERRE™

GLAZED PORCELAIN



floor • wall • countertop



daltile
greenworks™
ENVIRONMENTAL LEADERSHIP THAT WORKS

By their very design, Daltile products can help make it easier for you to earn LEED™ points and/or points towards many industry leading green home building programs. From using recycled material content to establishing manufacturing facilities within 500 miles of your project, we help ensure you don't have to compromise your design to be environmentally conscious. For detailed information, visit daltilegreenworks.com.



PRE CONSUMER
RECYCLED MATERIALS

CERTIFIED
PORCELAIN
TILE
0.5% or less water absorption



7834 C. F. Hawn Freeway | Dallas, TX 75217 | 214.398.1411 800.933.TILE
For more information about Daltile products and services, visit our website at daltile.com

©2012 Dal-Tile Corporation (10/12) SSDTCASTLE