

GLAZED CERAMIC

# STRATFORD PLACE™



 **daltile**<sup>®</sup>  
DESIGN WITH CONFIDENCE™

STRATFORD PLACE™

GLAZED CERAMIC

*floor • wall • countertop*

Imagine being whisked away to a distant Roman courtyard. That's the feeling evoked by Stratford Place, with its travertine look and subtle, earthy hues. From floors to walls to mosaics in a variety of sizes and trim, Stratford Place embodies the elegance you're looking for.



# STRATFORD PLACE™

GLAZED CERAMIC

*floor • wall • countertop*

## *Field Tile*




ALABASTER SANDS SD91



WILLOW BRANCH SD92



DORIAN GREY SD94



TRUFFLE FIELD SD93

## *Wall Tile*



ALABASTER SANDS SD91



WILLOW BRANCH SD92



DORIAN GREY SD94



TRUFFLE FIELD SD93

## Decorative Accents



UNIVERSAL DECORATIVE ACCENT SD90

## Mosaic



STRATFORD BLEND SD95

# CREATIVE IDEAS

Color



ALABASTER SANDS SD91



WILLOW BRANCH SD92



DORIAN GREY SD94



TRUFFLE FIELD SD93

Accent



SALERNO  
UNIVERSAL SL87  
Decorative Accent



TUMBLED STONE  
WALNUT TS17  
Rope Accent Strip



METAL SIGNATURES  
AGED BRONZE MSI I  
Jardin Floor/Wall Border



CASTLE DE VERRE  
UNIVERSAL CV14  
Decorative Accent Strip

## Pattern Ideas



BRICK PATTERN



GRID PATTERN



GRID PATTERN  
WITH ACCENT



DIAMOND PATTERN

## SIZES

		SQ.FT. CARTON	PCS. PER CARTON
18 x 18 Floor Tile	(17-7/8" x 17-7/8") (45.2 cm x 45.2 cm)	18.00	8
12 x 12 Floor Tile	(11-13/16" x 11-13/16") (30.0 cm x 30.0 cm)	11.00	11
10 x 14 Wall Tile	(9-27/32" x 13-31/32") (25.0 cm x 35.5 cm)	14.58	15
6 x 6 Wall Tile	(6" x 6") (15.2 cm x 15.2 cm)	12.50	50
2 x 9 Decorative Accent	(2-3/8" x 9-7/8") (6.03 cm x 25.08 cm)	--	10
2 x 2 Mosaic (Dot-mounted)	(Sheet 24" x 12") (60.96 cm x 30.48 cm)	24.00	12

## RESIDENTIAL USAGE

FLOORS	WALLS	COUNTERTOPS	EXTERIOR PATIOS	EXTERIOR POOL DECKS
F*	W	C	EP**	

\* Wall tile suitable on residential bathroom floors not subject to outside foot traffic.

\*\* Suitable for exterior walls in non-freezing climates only when proper installation methods are followed.

## COMMERCIAL USAGE – FLOOR/MOSAICS

	INTERIOR			EXTERIOR	
	RESIDENTIAL	LIGHT COMMERCIAL	COMMERCIAL	RESIDENTIAL	COMMERCIAL
Floors/Patios	✓	✓	✓	✓	
Walls/Backsplashes	✓	✓	✓	✓	✓
Countertops	✓	✓	✓	✓	✓
Pool Decking					
Pool Linings	✓	✓	✓	✓	✓

Suitable for non-freezing climates when proper installation methods are followed.

## COMMERCIAL USAGE – WALL TILE

	INTERIOR			EXTERIOR	
	RESIDENTIAL	LIGHT COMMERCIAL	COMMERCIAL	RESIDENTIAL	COMMERCIAL
Floors/Patios	✓*				
Walls/Backsplashes	✓	✓	✓	✓	✓
Countertops	✓	✓	✓	✓	✓
Pool Decking					
Pool Linings					

Suitable for non-freezing climates when proper installation methods are followed.

\*Residential bathroom floors only not subject to outside foot traffic (wall tile only).















## NOTES

Since there are variations in all fired ceramic products, tile and trim supplied for your particular installation may not match these samples. Final color selection should be made from actual tiles and trim and not from tile and trim samples or color reproductions. Manufactured in accordance with ANSI A137.1 standards.

Water, oil, grease, etc. create slippery conditions. Floor applications with exposure to these conditions require extra caution in product selection. Not for use on ramps.

For additional information, refer to "Factors to Consider" at [www.daltile.com/CommercialFactors](http://www.daltile.com/CommercialFactors).

## TRIM

	TYPE	NUMBER	SIZE	PCS. PER CARTON
	Bullnose	P-43C9	3 x 12	22
	Bullnose	S-4310	3 x 10	54
	Bullnose	S-4669	6 x 6	50
	Surface Bullnose	S-4269	2 x 6	100
	Radius Bullnose	A-4200	2 x 6	100
	Bullnose Corner	SCRL-4669	6 x 6	50
	Bullnose Corner	SN-4310	3 x 3	32
	Surface Bullnose Outcorner	SN-4269	2 x 2	25
	Radius Bullnose Corner	AN-4200	2 x 2	200
	Mosaic Bullnose	S-886	2 x 2	108
	Counter Rail	26CRWL	2 x 6	36
	Quarter Round	A-106	1 x 6	152
	Counter Rail Corner	22CRCN	2 x 2	24
	Quarter Round Corner	UC-106	1 x 1	40

## SHADE VARIATION



HIGH (V3)

Color variation from tile to tile and within each tile.

## INSTALLATION

THICKNESS	GROUT JOINT RECOMMENDATION
5/16" (Floor & Wall) 1/4" (Mosaic)	3/16" (Floor), 1/16" (Wall) and 1/8" (Mosaic)

## SLIP RESISTANCE (WET) : 3

The higher the rating, the higher the slip resistance.

1 < .50

2 .50 - .59

**3** ≥ .60

## DURABILITY : 4

Floor wear resistance

1 Residential Bathrooms

2 All Residential Areas

3 All Residential / Light Commercial

**4** All Residential / Commercial

## TEST RESULTS (Floor tile only)

	ASTM#	FLOOR RESULT	WALL RESULT	MOSAIC RESULT
Water Absorption	C373	< 3.0%	< 20.0%	< 3.0%
Breaking Strength	C648	≥ 250 lbs	120-230 lbs	≥ 250 lbs
Scratch Hardness	MOHS	8.0	4.0-6.5	8.0
Chemical Resistance	C650	Resistant	Resistant	Resistant
Coefficient of Friction	C1028	Wet: ≥ 0.60 Dry: ≥ 0.65	Wet: < 0.50 Dry: ≥ 0.80	Wet: ≥ 0.60 Dry: ≥ 0.65

# STRATFORD PLACE™

## GLAZED CERAMIC

*floor • wall • countertop*



**daltile**  
**greenworks™**  
ENVIRONMENTAL LEADERSHIP THAT WORKS

By their very design, Daltile products can help make it easier for you to earn LEED™ points and/or points towards many industry leading green home building programs. From using recycled material content to establishing manufacturing facilities within 500 miles of your project, we help ensure you don't have to compromise your design to be environmentally conscious. For detailed information, visit [daltilegreenworks.com](http://daltilegreenworks.com).



POST CONSUMER  
RECYCLED MATERIALS



PRE CONSUMER  
RECYCLED MATERIALS



EXTERIOR  
PRODUCT



daltile®

7834 C. F. Hawn Freeway | Dallas, TX 75217 | 214.398.1411 800.933.TILE  
For more information about Daltile products and services, visit our website at [daltile.com](http://daltile.com)