



**coordinating decorative  
accent ideas**


Morning Breeze

Tumbled Stone  
Sienna Gold/Antalya Dark/Mediterranean Ivory TS68  
Diamond Accent Strip



Golden Ridge

Tumbled Stone  
Sand/Walnut TS12  
Diamond Accent Strip



Shadow Pine

Tumbled Stone  
Autumn Mist/California Gold TS91  
Accent Strip



Cotto Mist

Tumbled Stone  
Sienna Gold/Mediterranean Ivory/Antalya Dark TS69  
Diamond Accent Strip



Midnight Blaze

Tumbled Stone  
Silver Gray/Copper/Ocean Green TS80  
Diamond Accent Strip




**floor field tile**

Morning Breeze AL60



Golden Ridge AL61




Shadow Pine AL62



Cotto Mist AL63



Midnight Blaze AL64




**octagon/dot mosaics**

Morning Breeze AL60



Golden Ridge AL61



Shadow Pine AL62



Cotto Mist AL63





Midnight Blaze AL64








**sizes:**

 18" x 18" Field Tile  
Nominal: 17.13/16" x 17.13/16" (45.0 cm x 45.0 cm)  
1/4" thick  
Sq. ft. per carton: 15.28 Pieces per carton: 7

 12" x 12" Field Tile  
Nominal: 11.13/16" x 11.13/16" (30.0 cm x 30.0 cm)  
1/4" thick  
Sq. ft. per carton: 14.53 Pieces per carton: 15


 6" x 6" Field Tile  
Nominal: 5.13/16" x 5.13/16" (14.8 cm x 14.8 cm)  
1/4" thick  
Sq. ft. per carton: 7.53 Pieces per carton: 31

 1" x 1" Mosaics  
Mesh-mounted  
Nominal: 1-1/4" x 1-1/4" (3.0 cm x 3.0 cm)  
1/4" thick  
Sq. ft. per carton: 7.74 Sheets per carton: 8  
Pieces per sheet: 81

 3" x 3" Octagon/Dot Mosaics  
Mesh-mounted  
Nominal: 2-3/4" x 2-3/4" (7.0 cm x 7.0 cm)  
1/4" thick  
Sq. ft. per carton: 7.74 Sheets per carton: 8  
Pieces per sheet: 16 octagon/16 dots

Grout joint recommendation: 3/16"

**shade variation:**

 High – Color variation from tile to tile, and within each tile.

**trim detail:**

Type	Number	Size
 Bullnose	S-43C9	3" x 12"
 Cove Base	S-36C9T	6" x 12"
 Outcorner	SC-36C9T	1" x 6"

**approved usage:** Floors, Walls, Countertops & Exteriors

<b>F</b>	<b>W</b>	<b>C</b>	<b>E</b>
Floors	Walls	Countertops	Exteriors

Water, oil, grease, etc. create slippery conditions. Floor applications with exposure to these conditions require extra caution in product selection. For additional product information, refer to "Factors to Consider" at [www.daltile.com/ResidentialFactors](http://www.daltile.com/ResidentialFactors). Application requirements vary for decorative accents. Not for use on ramps.

**durability:**


Floor Wear Resistance	
1	Residential Bathrooms
2	All Residential Areas
3	All Residential/Light Commercial
4	All Residential/Commercial

**slip resistance (wet):**

The higher the rating, the higher the slip resistance.

1	<.50
2	.50 - .59
3	≥.60

**tile pattern guide**



**Note:** Since there are variations in all fired ceramic products, the tile and trim supplied for your particular installation may not match these samples. Final selection should be made from actual tiles and trim, and not from tile and trim samples or color reproductions. Manufactured in accordance with ANSI A137.1 standards.

Special care should be taken when grouting with dark pigmented colors. A grout release is recommended to prevent finely powdered pigments from lodging in the pores of the tile surface. Use of a latex modified thin-set is recommended for installation.



daltile®

7834 C.F. Hawn Freeway  
Dallas, TX 75217  
214-398-1411. 800-933-TILE

For more information about DalTile products and services, visit our website at [daltileproducts.com](http://daltileproducts.com)

© 2005 DalTile Corporation (7/05) SSDTASPENLG

Photo features Aspen Lodge in Shadow Pine 12" x 12" field tile and 1" x 1" mosaics on the floor with 18" x 18" field tile on wall and 1" x 1" mosaics inserted as decorative accents.